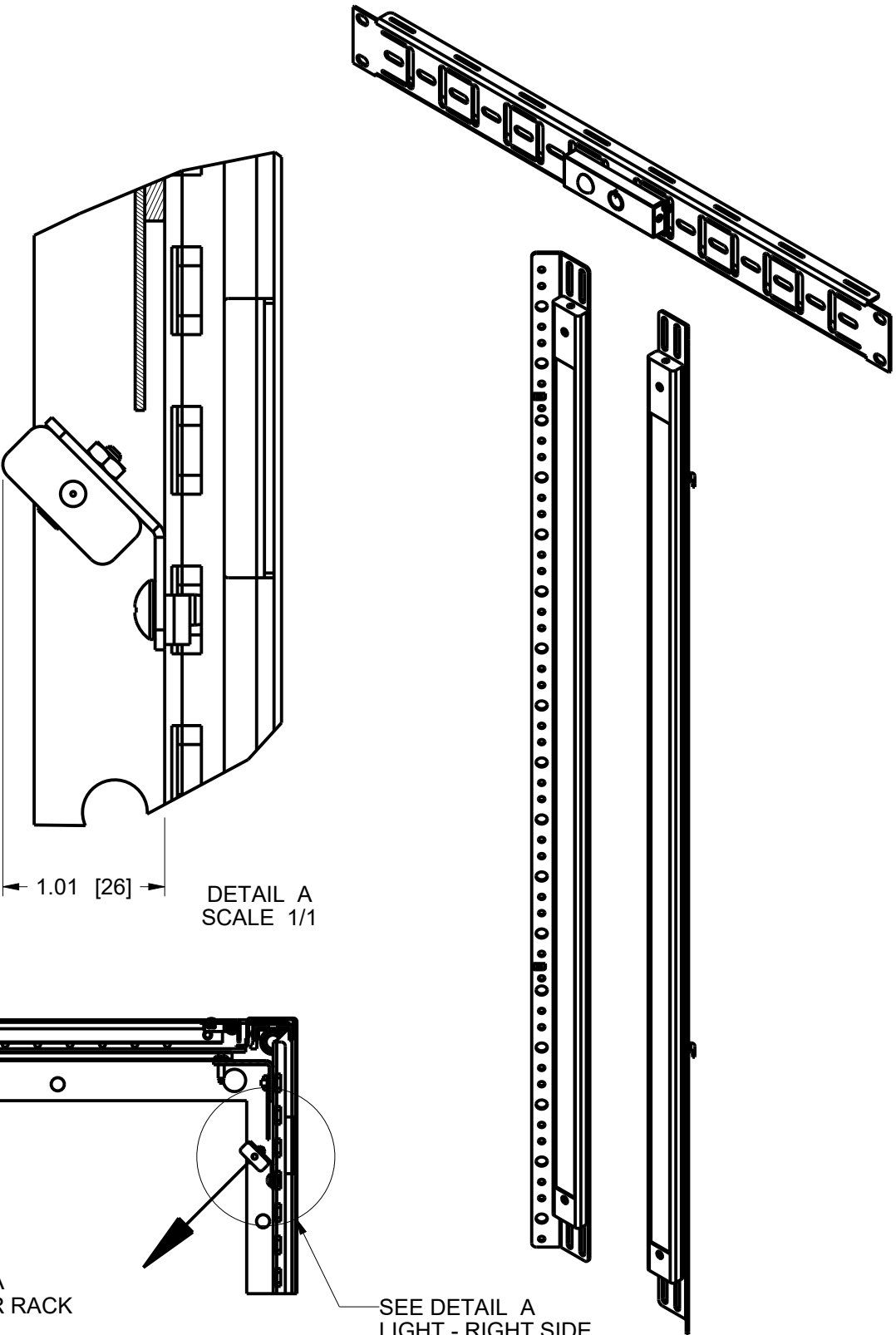
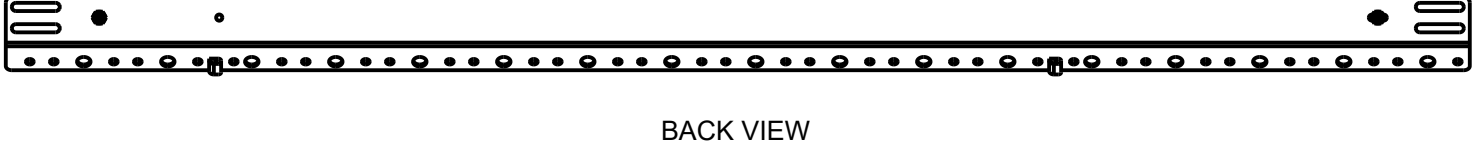

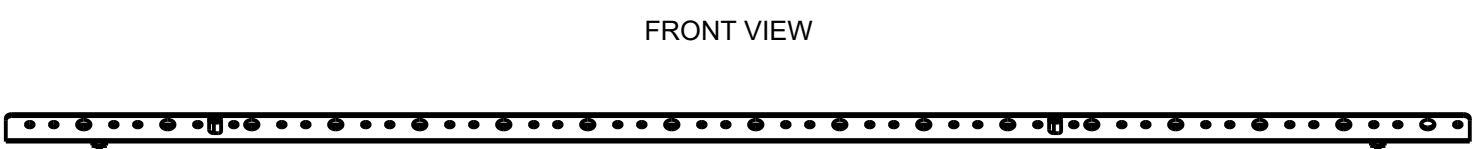
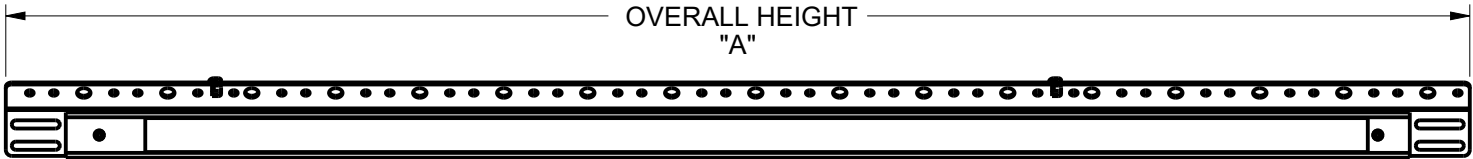


NOTE(S):
1. ALL DIMENSIONS SHOWN IN FORMAT:
INCHES [MILLIMETERS]
2. FWD-LT-UTL-16-21-D SHOWN
3. LIGHT TEMPERATURE - 4000K

REV	DESCRIPTION	REV BY	REV DATE	APP'D BY	DATE APP.
A	PRODUCTION RELEASE	///	////	MC	04/30/19
B	EC-11527 - REDUCED OVERALL LENGTH TO FIT DWR	SB	01/02/20	NC	01/02/20



LIGHT - LEFT SIDE

SECTION A-A
REAR HALF OF BGR RACK
SCALE 13/64

SEE DETAIL A
LIGHT - RIGHT SIDE

SKU #	OVERALL HEIGHT "A"	LIGHT BAR LENGTH "B"	RACKRAIL BRACKET SPACING "C"	LUMENS	DRIVER OUTPUT
FWD-LT-UTL-44-45-D	75.5 [1918]	73.0 [1854]	21.0 [533]	2X 1425LM	24V, 1.5A
FWD-LT-UTL-41-42-D	63.5 [1613]	61.0 [1549]	17.5 [445]	2X 1110LM	24V, 1.5A
FWD-LT-UTL-35-40-D	63.5 [1613]	61.0 [1549]	21.0 [533]	2X 1110LM	24V, 1.5A
FWD-LT-UTL-24-27-D	44.5 [1130]	42.0 [1067]	21.0 [533]	2X 855LM	24V, 1.5A
FWD-LT-UTL-16-21-D	30.5 [775]	28.0 [711]	17.5 [445]	2X 570LM	24V, 1.5A

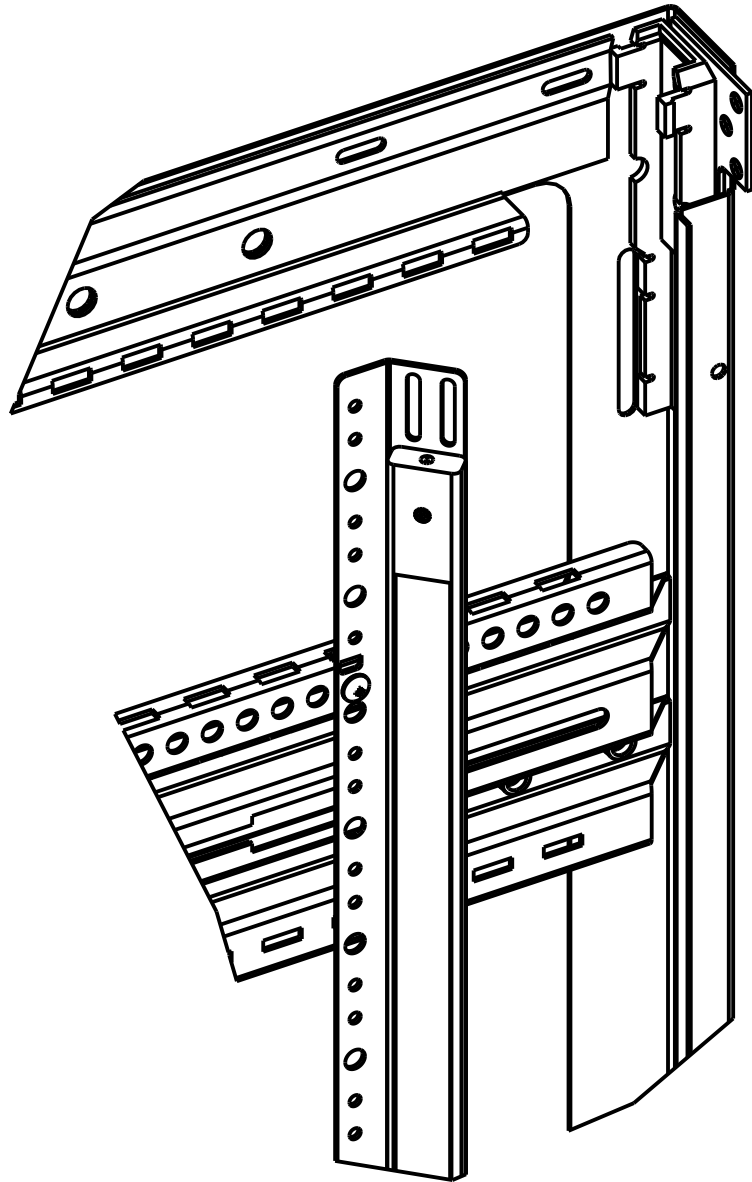
PROJECTION: 3" ANGLE	UNLESS OTHERWISE SPECIFIED, ALL DIMENSIONS ARE IN INCHES GENERAL TOLERANCES: DEC: 1 PLACE +/-0.1 ANGLE: +/-1° 2 PLACE +/-0.03 FRAC: +/-1/32 3 PLACE +/-0.010 HOLE SIZE: +/-0.002
SCALE = 1/4	
SIZE B	SHEET 1 OF 3

APPROVALS	DATE
MODELED SB	04/18/19
DRAWN SB	04/24/19

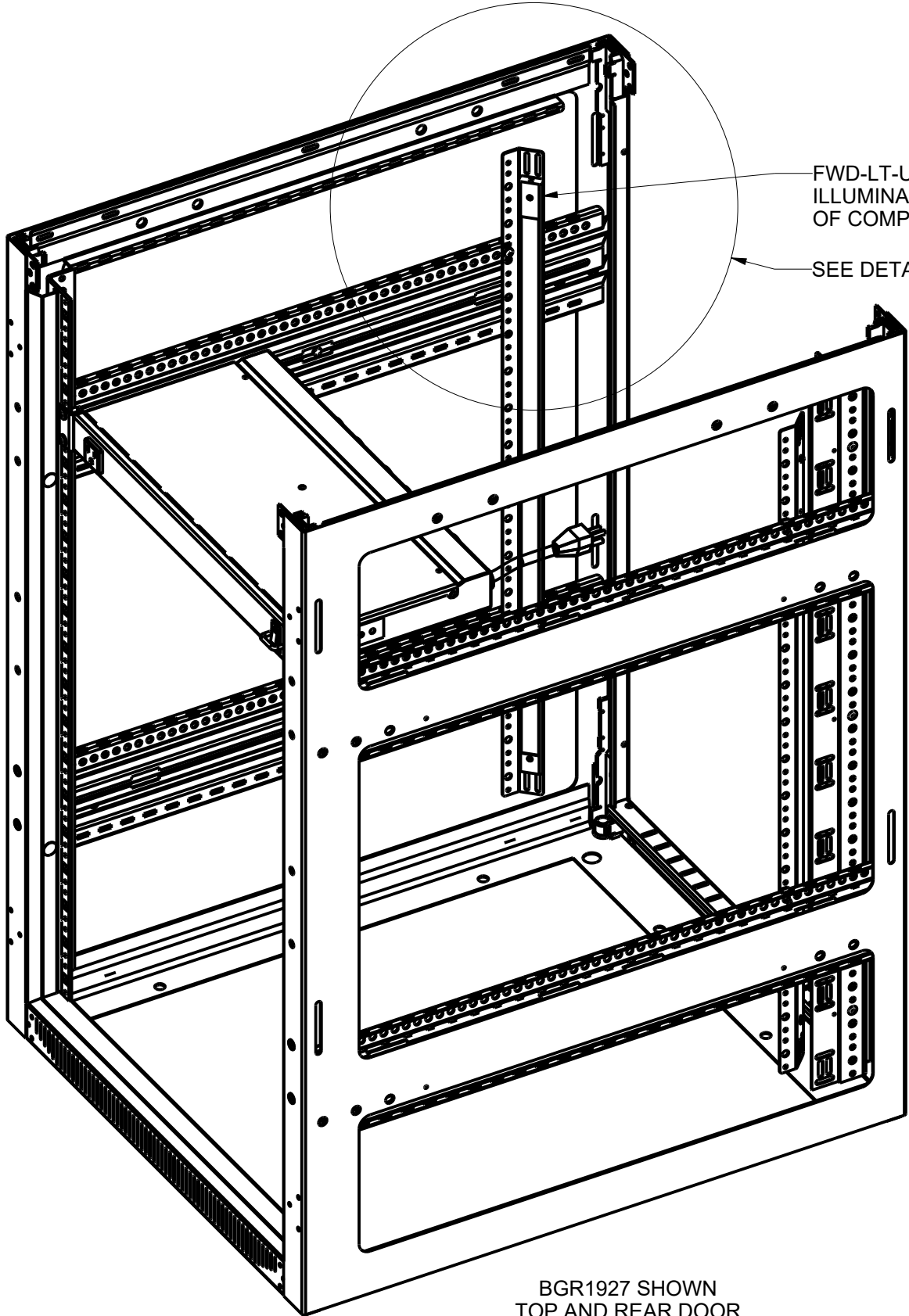
Middle Atlantic Products, Inc.

TITLE	FORWARD - LIGHTING
DWG NO.	120-00005
DWG REV	B

NOTE(S):
1. ALL DIMENSIONS SHOWN IN FORMAT:
INCHES [MILLIMETERS]
2. FWD-LT-UTL-16-21-D SHOWN



DETAIL C
SCALE 27/64

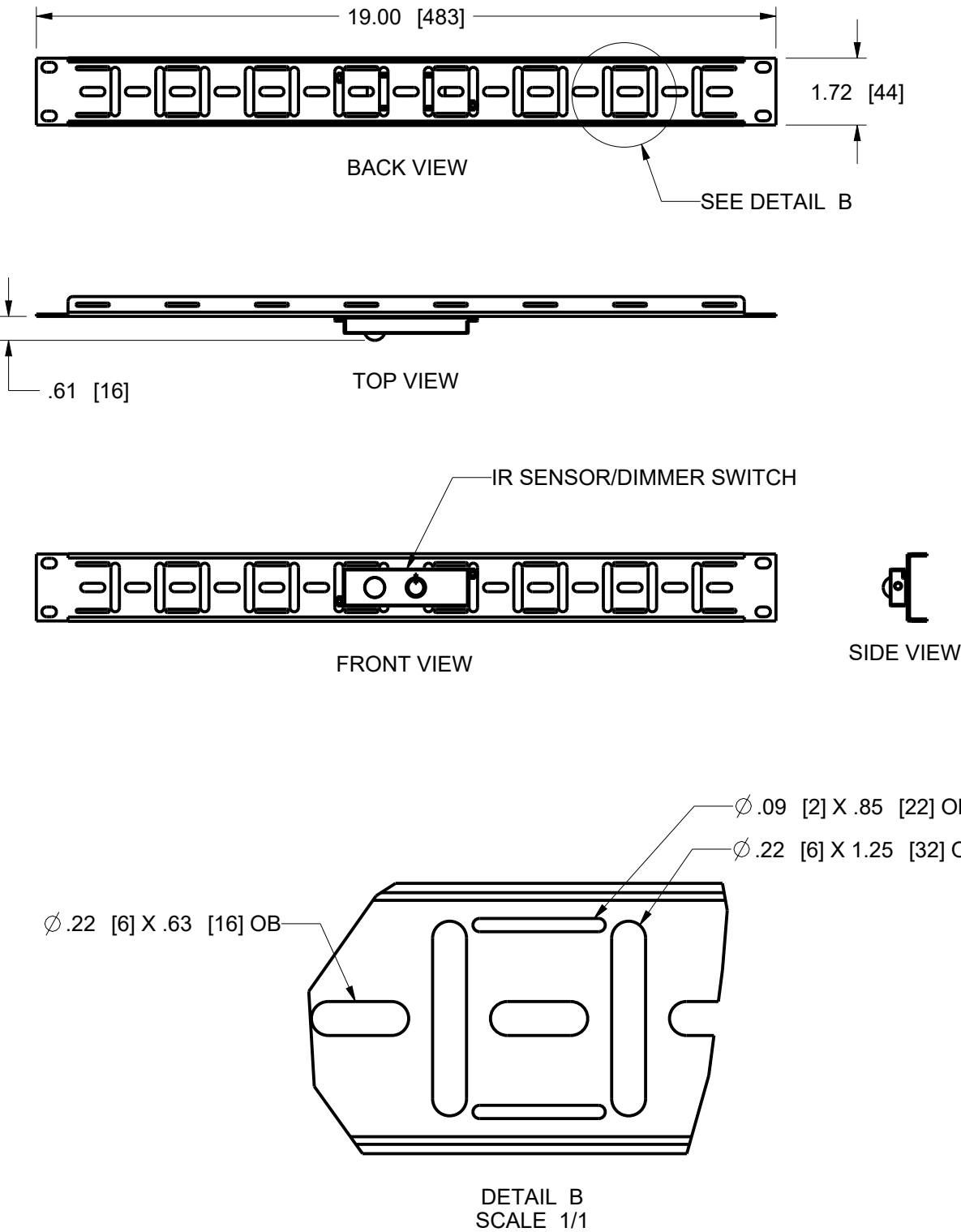


BGR1927 SHOWN
TOP AND REAR DOOR
REMOVED FOR CLARITY

<div>PROJECTION: 3" ANGLE</div> <div></div> <div>SCALE = 1/4</div>	UNLESS OTHERWISE SPECIFIED, ALL DIMENSIONS ARE IN INCHES GENERAL TOLERANCES: DEC: 1 PLACE +/-0.1 ANGLE: +/-1° 2 PLACE +/-0.03 FRAC: +/-1/32 3 PLACE +/-0.010 HOLE SIZE: +/-0.002	APPROVALS		DATE		TITLE FORWARD - LIGHTING	
		MODELED	SB				
SIZE B	SHEET 2 OF 3	DRAWN	SB	04/24/19		DWG NO. 120-00005	DWG REV B

THIS DRAWING CONTAINS TRADE INFORMATION DEEMED TO BE CONFIDENTIAL AND PROPRIETARY PROPERTY OF MIDDLE ATLANTIC PRODUCTS, INC. AND IS TO BE USED ONLY FOR THE PURPOSES FOR WHICH IT IS SUBMITTED AND FURTHER SHALL NOT BE COPIED IN WHOLE OR PART WITHOUT WRITTEN PERMISSION FIRST OBTAINED FROM MIDDLE ATLANTIC PRODUCTS, INC.

NOTE(S):
1. ALL DIMENSIONS SHOWN IN FORMAT:
INCHES [MILLIMETERS]



SKU #	FWD-LT-UTL-16-21-D	FWD-LT-UTL-24-27-D	FWD-LT-UTL-35-40-D	FWD-LT-UTL-41-42-D	FWD-LT-UTL-44-45-D
BGR					
BGR-19XX	X				
BGR-25XX		X			
BGR-38XX		X	X		
BGR-41XX	X			X	
BGR-45XX		X			X
DWR					
DWR-10-XX					
DWR-12-XX					
DWR-16-XX	X				
DWR-18-XX	X				
DWR-21-XX	X				
DWR-24-XX		X			
DWR-35-XX			X		
ERK					
ERK-18XX	X				
ERK-21XX	X				
ERK-27XX		X			
ERK-35XX	X	X			
ERK-40XX	X	X	X	X	
ERK-44XX	X	X	X	X	X
MRK					
MRK-24XX	X				
MRK-37XX	X	X	X		
MRK-40XX	X	X	X	X	
MRK-44XX	X	X	X	X	X
SNE					
SNE - 24 SP					
SNE - 42 SP		X	X	X	
SNE - 45 SP		X	X	X	X
SR					
SR-24-XX	X				
SR-40-XX	X	X	X	X	
SR-46-XX	X	X	X	X	X
VRK					
VRK-44-XXH	X	X	X	X	X
WRK					
WRK-24-XX		X			
WRK-37-XX	X	X	X		
WRK-40-XX	X	X	X		
WRK-44-XX	X	X	X		X

FITMENT MATRIX