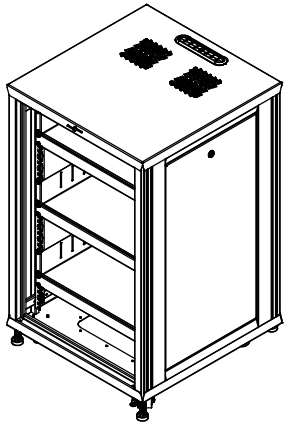
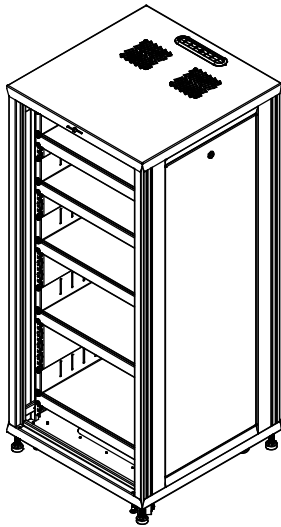


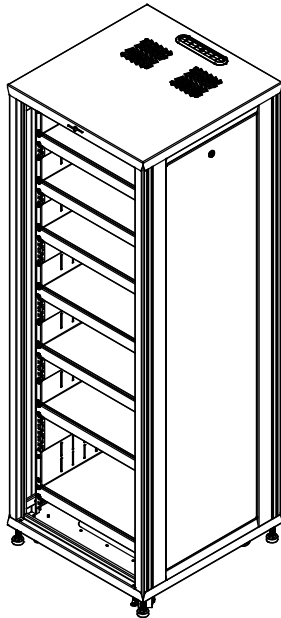
SHELF SIZE	WEIGHT RATING	A USABLE DEPTH	B USABLE WIDTH	C RACK SPACES
2 SP 16" SHELF	50 lbs	15.86 [403]	17.38 [441]	2
2 SP 18" SHELF	50 lbs	17.86 [454]	17.38 [441]	2
3 SP 20" SHELF	100 lbs	19.86 [504]	17.38 [441]	3



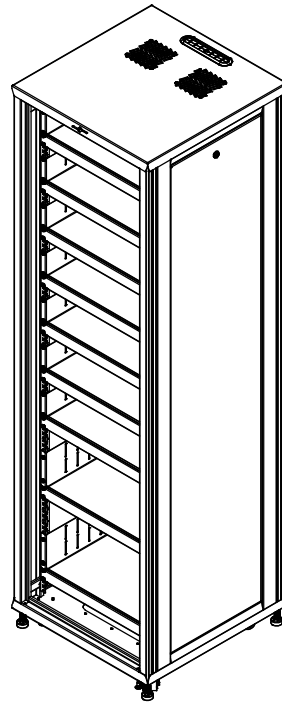
RCS-1824  
FACTORY CONFIGURATION  
(3) 2 SPACE 16" DEEP SHELVES  
(3) 1 SPACE BLANK PANELS



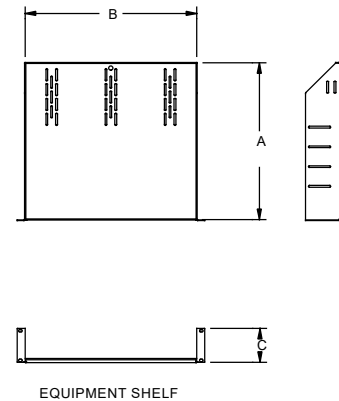
RCS-2724  
FACTORY CONFIGURATION  
(4) 2 SPACE 16" DEEP SHELVES  
(1) 2 SPACE 18" DEEP SHELF  
(5) 1 SPACE BLANK PANELS



RCS-3524  
FACTORY CONFIGURATION  
(5) 2 SPACE 16" DEEP SHELVES  
(1) 2 SPACE 18" DEEP SHELF  
(1) 3 SPACE 20" DEEP SHELF  
(7) 1 SPACE BLANK PANELS



RCS-4224  
FACTORY CONFIGURATION  
(5) 2 SPACE 16" DEEP SHELVES  
(2) 2 SPACE 18" DEEP SHELVES  
(2) 3 SPACE 20" DEEP SHELVES  
(9) 1 SPACE BLANK PANELS



EQUIPMENT SHELF

USED ON: RCS-XX24	APPROVALS LM	DATE 09/24/12
NEXT ASSY: --	DRAWN PS	10/31/12
MATERIAL: SEE COMPONENTS	CIRCLED DIMENSIONS ARE CRITICAL INSPECTION DIMENSIONS UNLESS OTHERWISE SPECIFIED, ALL DIMENSIONS ARE IN INCHES GENERAL TOLERANCES DEC: 1 PLACE +/-0.1 ANGLE: +/-30 2 PLACE +/-0.05 TRAC: +/-0.02 HOLE SIZE: +/-0.002	
FINISH: --	SCALE: 1/16"	PRIORITIES: 1 FIRST
--	SHEET 2 OF 2	
THE DRAWING CONTAINS TRADE INFORMATION AND MAY BE THE CONFIDENTIAL AND PROPRIETARY PROPERTY OF MOELLER ATLANTIC PRODUCTS, INC. AND IS TO BE USED ONLY FOR THE PURPOSES FOR WHICH IT IS SUBMITTED AND CANNOT BE REPRODUCED OR USED IN ANY MANNER WITHOUT WRITTEN PERMISSION FROM MOELLER ATLANTIC PRODUCTS, INC.		
MOELLER ATLANTIC PRODUCTS, INC.		
TITLE RCS SERIES		
PART NO. 96-01185_RCS_SERIES	PART REV F	
SIZE B	DMF NO. NONE	
DMG NO. 96-01185_RCS_SERIES	DMG REV F	