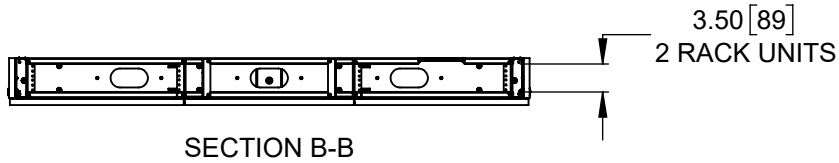
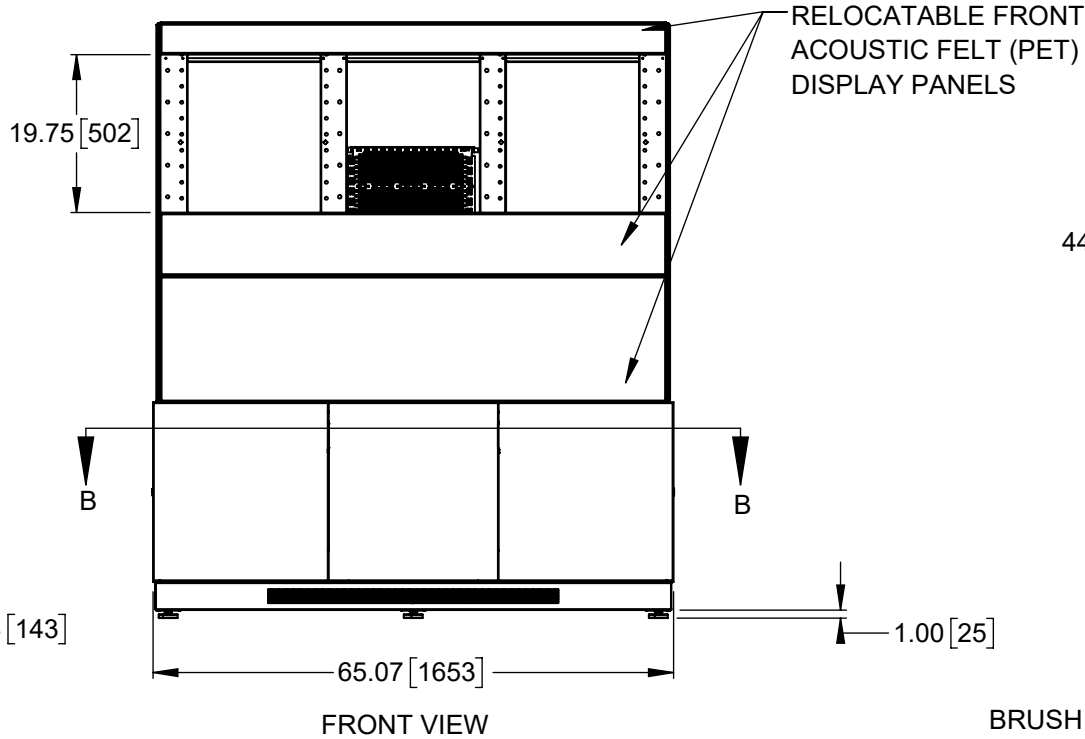
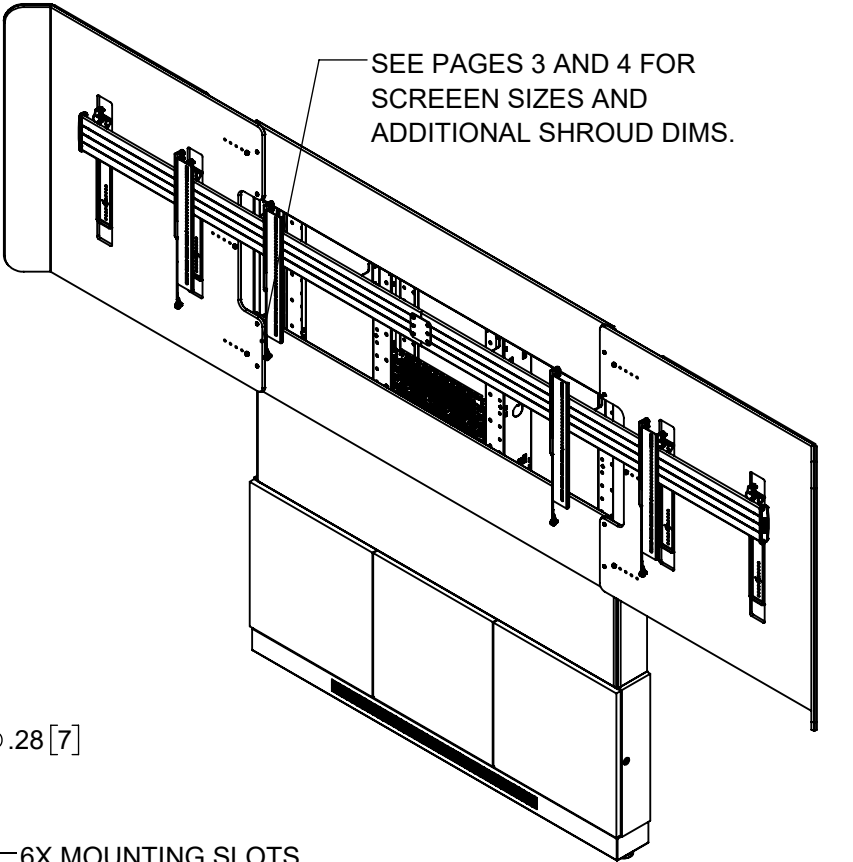


NOTE(S):  
1. ALL DIMENSIONS SHOWN IN FORMAT:  
INCHES [MILLIMETERS]  
2. INCLUDED DISPLAY MOUNT WEIGHT CAPACITY: 150 LBS (68 KGS) PER DISPLAY.  
FM-DS-6675FW-KXXX AND FM-DS-6675FW-LXXX MODELS ARE 225 LBS (102 KGS)  
3. LOCKABLE FRONT SLIDING OUTER DOORS TO ACCESS 2 BAY 2 RU VERTICAL EQUIPMENT  
MOUNTING (SECTION B-B). WEIGHT CAPACITY: 50 LBS (22 KGS) PER BAY  
4. LEVELING FOOT ADJUSTMENT ALLOWS FOR  
USE OF CONNECTTRAC OR WIREMOLD OVER FLOOR  
RACEWAY. FLOOR CLEARANCE MIN: 0.92 [23] MAX: 2.30 [58]  
6. TABLE 1 SHOWS PART NUMBERRING USING THE FOLLOWING VARIABLES WHERE:  
XXX = A38: ASIAN NIGHT HPL/ BLACK TOWER  
= D8W: DESIGNER WHITE HPL/ WHITE TOWER  
YYY = SLG: SILVER GRAY FELT  
= CHG: CHARCOAL GRAY FELT

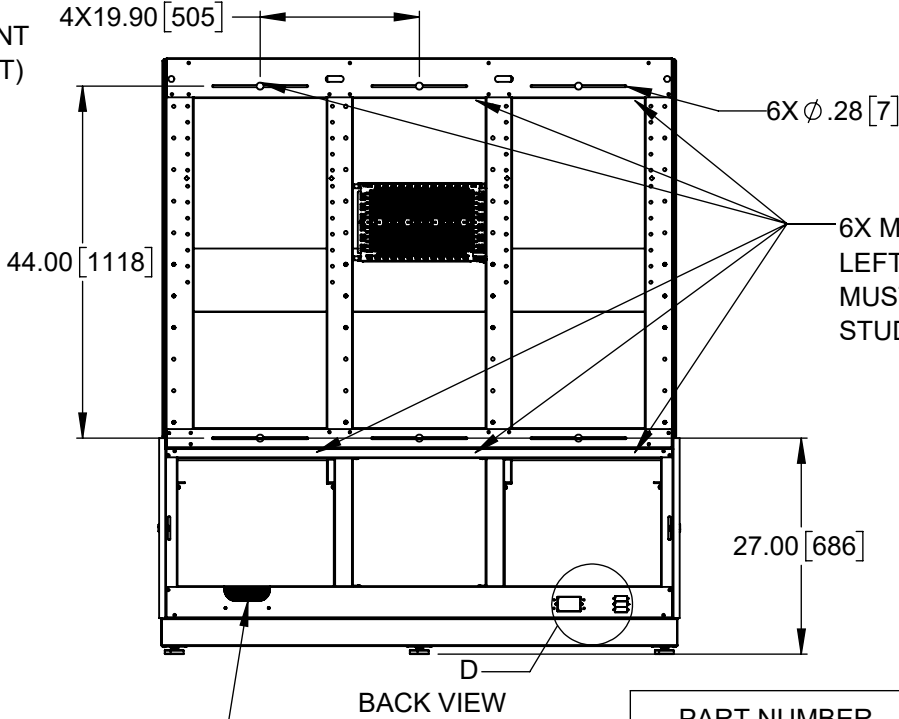


LL-VP2110 CAN BE INSTALLED IN MULTIPLE  
LOCATIONS IN ANY OF THE  
UPPER 3 BAYS OR IN THE  
LOWER MIDDLE BAY  
(QTY 1 INCLUDED)

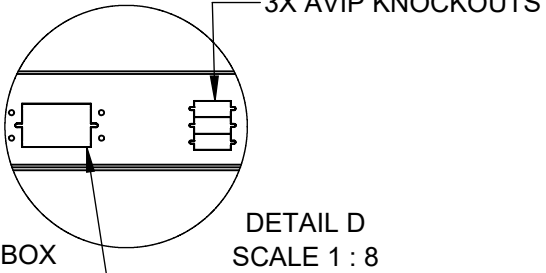
DETAIL E  
SCALE 1:16



RELOCATABLE FRONT  
ACOUSTIC FELT (PET)  
DISPLAY PANELS



6X MOUNTING SLOTS  
LEFT OR RIGHT SLOTS  
MUST ALIGN WITH WALL  
STUDS



LEFT VIEW

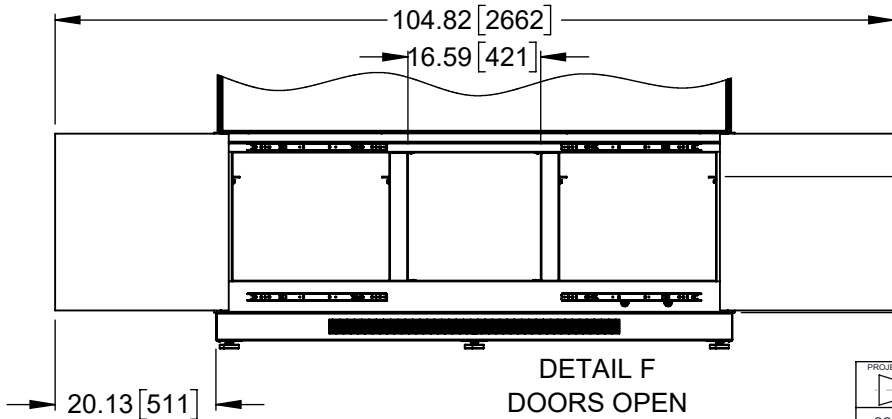
BACK VIEW

BRUSH GROMMET

3X 2.37 [60] X 4.66 [118] OB  
CABLE PASS THROUGH



BOTTOM VIEW



17.00 [432]  
MAX RACKRAIL  
USABLE DEPTH

PART NUMBER	TOWER INCLUDED	SHROUD INCLUDED	RECOMMENDED DISPLAY SIZE
FM-DS-6675FW-DXXX	FM-DS-6675FS-XXX	FM-66SMK-1D-YYY	70"-75"
FM-DS-6675FW-EXXX		FM-66SMK-1E-YYY	76"-85"
FM-DS-6675FW-FXXX		FM-66SMK-1F-YYY	86"-100"
FM-DS-6675FW-GXXX		FM-66SMK-2G-YYY	DUAL 50"-55"
FM-DS-6675FW-HXXX		FM-66SMK-2H-YYY	DUAL 56"-65"
FM-DS-6675FW-JXXX		FM66-SMK-2J-YYY	DUAL 66"75"
FM-DS-6675FW-KXXX		FM66-SMK-1K-YYY	81"
FM-DS-6675FW-LXXX		FM66-SMK-1L-YYY	104"

PROJECTION: 3' ANGLE  
SCALE = 1:24  
SHEET 2 OF 4

UNLESS OTHERWISE SPECIFIED, ALL  
DIMENSIONS ARE IN INCHES  
GENERAL TOLERANCES  
DEC: 1 PLACE +/-0.1 ANGLE +/-1°  
2 PLACE +/-0.3 FRAC: +/-1/32  
3 PLACE +/-0.010  
HOLE SIZE: +/-0.002

APPROVALS	DATE
MODELED AP	04/30/22
DRAWN TJL	10/12/22

**MIDDLE ATLANTIC**  
A brand of Harsco

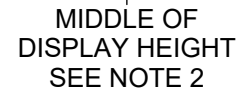
TITLE	TECH SPEC, FORUM COLLABORATION SUITE, TOWER 66
DWG NO.	120-00037_FM-DS-6675
DWG REV	B

1. ALL DIMENSIONS SHOWN IN FORMAT:  
INCHES [MILLIMETERS]
2. MIDDLE OF DISPLAY HEIGHT(2" INCREMENTS):  
MINIMUM HEIGHT: 44.00 [1117]  
MAXIMUM HEIGHT: 62.00 [1574]
3. DISPLAY MOUNT WORKS WITH CHIEF FUSION ACCESSORIES.  
SEE [LEGRANDAV.COM](http://LEGRANDAV.COM) FOR COMPLETE LIST OF SKUS



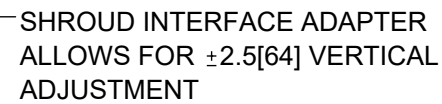
4.04 [103]  
FRONT SURFACE OF  
TOWER (PET) TO OUTER  
EDGE OF SHROUD

2.12 [54]  
FRONT SURFACE OF  
TOWER (PET) TO SURFACE  
OF INTERFACE

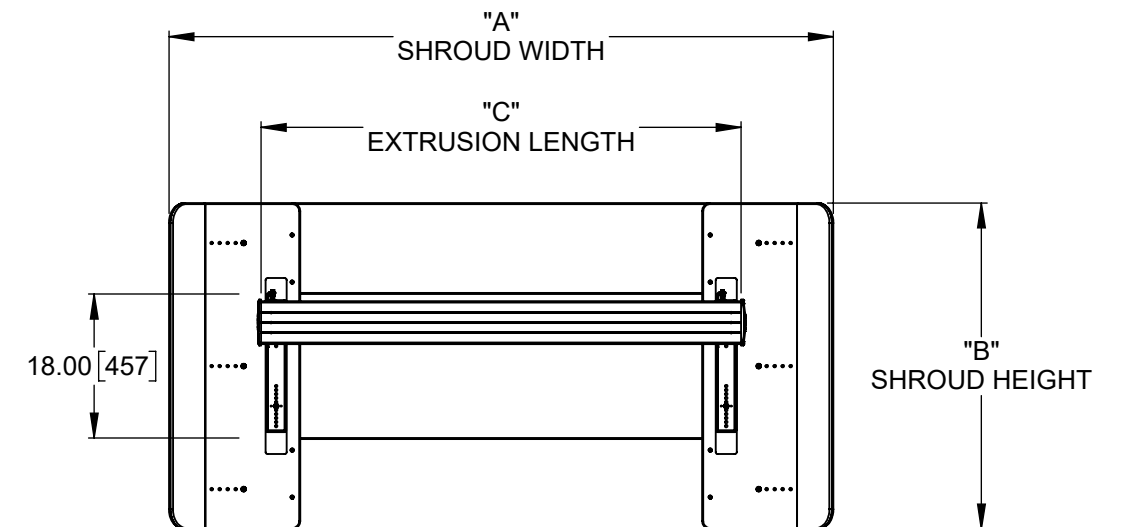


BACK VIEW

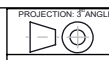
LL-VP2110 CAN BE INSTALLED  
IN MULTIPLE LOCATIONS IN ANY  
OF THE UPPER 3 BAYS OR IN THE  
LOWER MIDDLE BAY (QTY 1 INCLUDED)



DETAIL G  
SCALE 1 : 8



PART NUMBER	"C" EXTRUSION LENGTH	INTERFACE PAIRS	"A" SHROUD WIDTH MIN-MAX		"B" SHROUD HEIGHT	RECOMMENDED DISPLAY SIZE	MAX VESA.	COLOR
FM-66SMK-1D-CHG	60.00[1524]	1	75.06[1907]	83.06[2110]	40.77[1036]	70"-75"	1600x400	CHARCOAL GRAY
FM-66SMK-1D-SLG								SILVER GRAY
FM-66SMK-1E-CHG			83.77[2128]	91.77[2331]	45.67[1160]	76"-85"		CHARCOAL GRAY
FM-66SMK-1E-SLG								SILVER GRAY
FM-66SMK-1F-CHG			92.46[2348]	100.46[2552]	53.03[1347]	86"-100"		CHARCOAL GRAY
FM-66SMK-1F-SLG								SILVER GRAY
FM-66-SMK-1K-CHG			88.71[2253]		37.00[940]	81"		CHARCOAL GRAY
FM-66-SMK-1K-SLG								SILVER GRAY
FM-66-SMK-1L-CHG	84.00[2134]		112.34[2853]	47.00[1194]	105"	2000x400	CHARCOAL GRAY	
FM-66-SMK-1L-SLG							SILVER GRAY	



UNLESS OTHERWISE SPECIFIED, ALL  
DIMENSIONS ARE IN INCHES  
GENERAL TOLERANCES  
DEC: 1 PLACE  $\pm 0.1$  ANGLE:  $\pm 1^\circ$   
2 PLACE  $\pm .03$  FRAC:  $\pm 1/32$   
3 PLACE  $\pm .010$   
HOLE SIZE:  $\pm 0.002$

## APPROVALS

MODELED	
---------	--

DRAWN	T
-------	---

DATI

04/30/

10/12/2

**MIDDLE ATLANTIC.**  
A brand of Ellington®

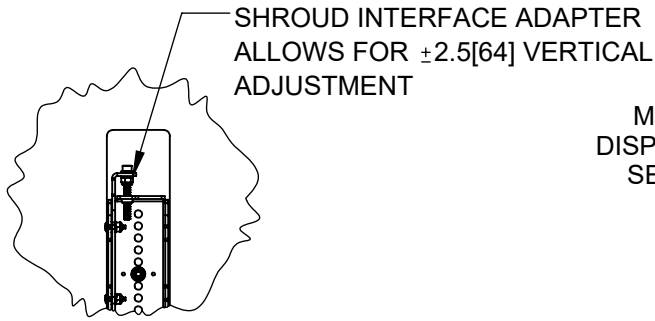
TITLE	TECH SPEC, FORUM COLLABORATION SUITE, TOWER 66	REV B 07/22/21
-------	---------------------------------------------------	----------------

DWG NO.	120-00037 FM-DS-6675
---------	----------------------

WG REV  
B

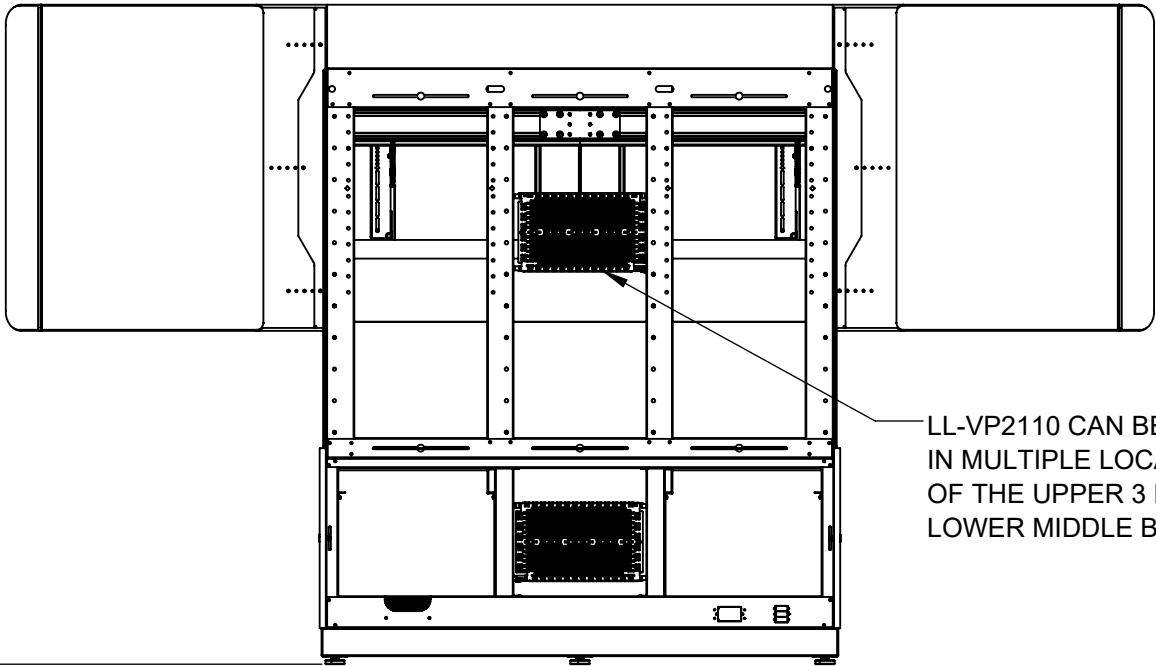
THIS DRAWING CONTAINS TRADE INFORMATION DEEMED TO BE CONFIDENTIAL AND PROPRIETARY PROPERTY OF MIDDLE ATLANTIC PRODUCTS, INC. AND IS TO BE USED ONLY FOR THE PURPOSES FOR WHICH IT IS SUBMITTED AND FURTHER SHALL NOT BE COPIED IN WHOLE OR PART WITHOUT WRITTEN PERMISSION FIRST OBTAINED FROM MIDDLE ATLANTIC PRODUCTS, INC.

NOTE(S):  
1. ALL DIMENSIONS SHOWN IN FORMAT:  
INCHES [MILLIMETERS]  
2. MIDDLE OF DISPLAY HEIGHT(2" INCREMENTS):  
MINIMUM HEIGHT: 44.00 [1117]  
MAXIMUM HEIGHT: 62.00 [1574]  
3. DISPLAY MOUNT WORKS WITH CHIEF FUSION ACCESSORIES.  
SEE LEGRANDAV.COM FOR COMPLETE LIST OF SKUS



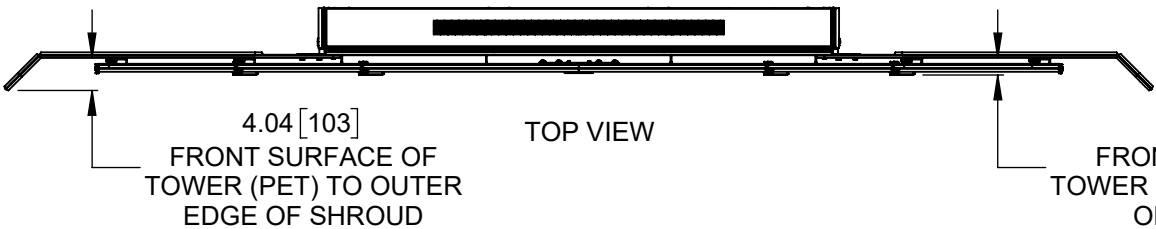
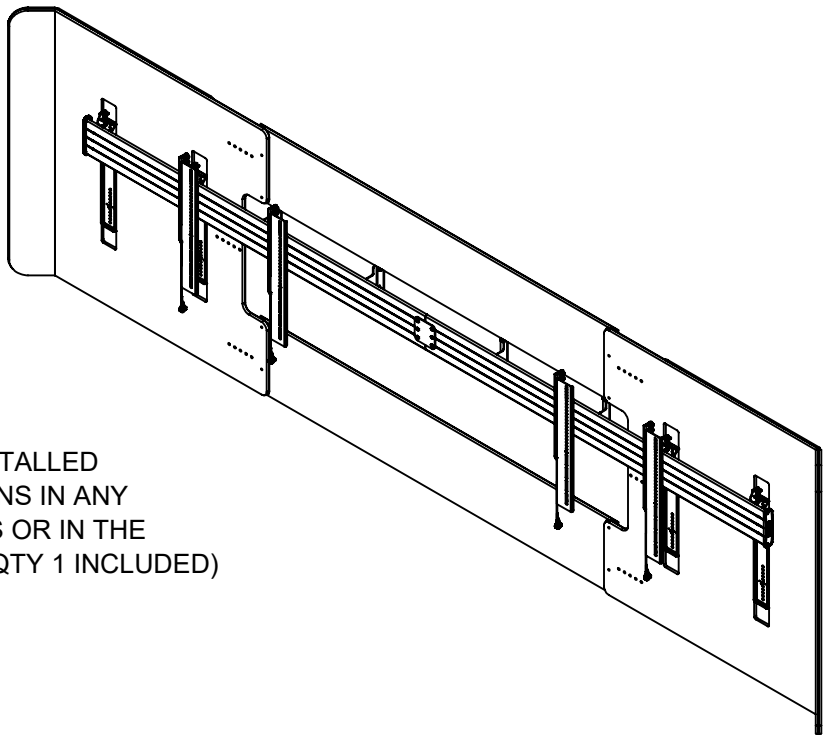
DETAIL H  
SCALE 1 : 8

MIDDLE OF  
DISPLAY HEIGHT  
SEE NOTE 2



BACK VIEW

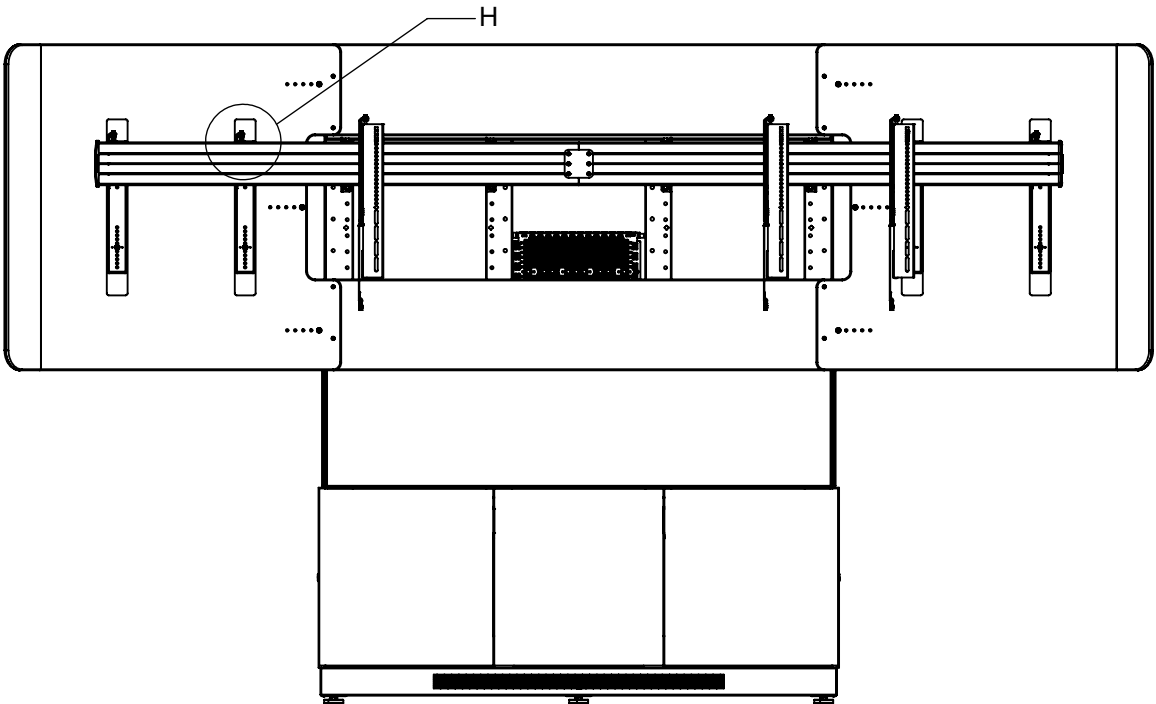
LL-VP2110 CAN BE INSTALLED  
IN MULTIPLE LOCATIONS IN ANY  
OF THE UPPER 3 BAYS OR IN THE  
LOWER MIDDLE BAY (QTY 1 INCLUDED)



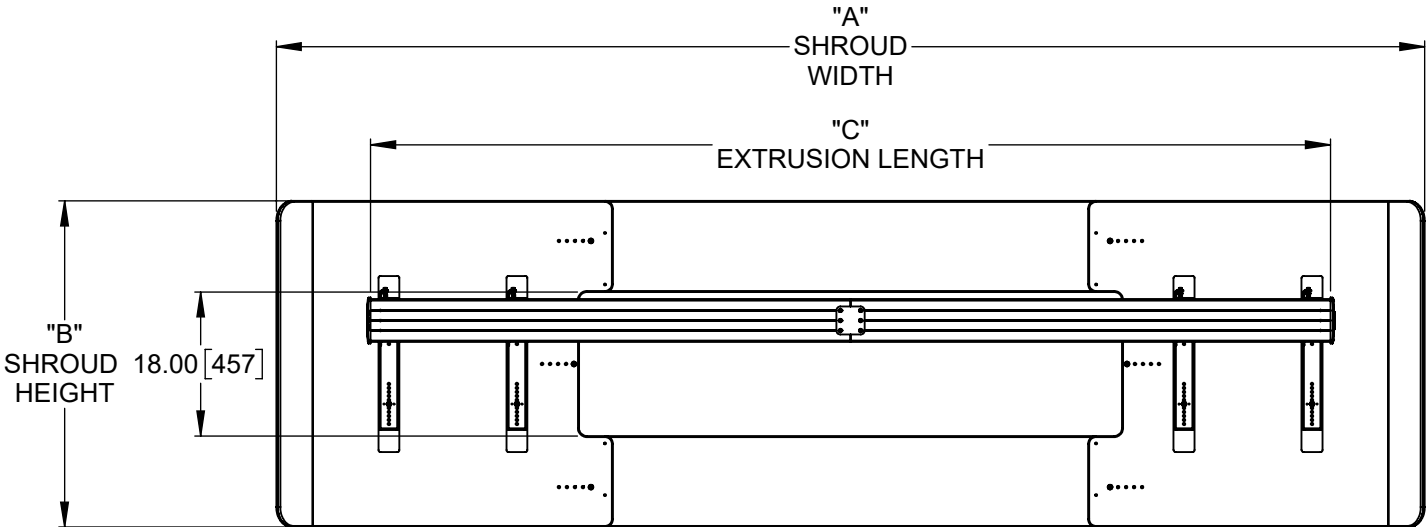
TOP VIEW

4.04 [103]  
FRONT SURFACE OF  
TOWER (PET) TO OUTER  
EDGE OF SHROUD

2.12 [54]  
FRONT SURFACE OF  
TOWER (PET) TO SURFACE  
OF INTERFACE



FRONT VIEW



"A"  
SHROUD  
WIDTH

"C"  
EXTRUSION LENGTH

"B"  
SHROUD  
HEIGHT  
18.00 [457]

PART NUMBER	"C" EXTRUSION LENGTH	INTERFACE PAIRS	"A" SHROUD WIDTH MIN-MAX		"B" SHROUD HEIGHT	RECOMMENDED DISPLAY SIZE	MAX VESA.	COLOR
FM-66SMK-2G-CHG	84.00[2134]	2	100.65[2557]	108.65[2760]	30.96[786]	42"-55"	800x400	CHARCOAL GRAY
FM-66SMK-2G-SLG								SILVER GRAY
FM-66SMK-2H-CHG	96.00[2438]		118.19[3002]	126.19[3205]	35.87[911]	56"-65"		CHARCOAL GRAY
FM-66SMK-2H-SLG								SILVER GRAY
FM-66-SMK-2J-CHG	120.00[3048]		135.56[3443]	143.56[3646]	40.77[1036]	66"-75"	1200x400	CHARCOAL GRAY
FM-66-SMK-2J-SLG								SILVER GRAY

PROJECTION: 3 ANGLE  
SCALE = 1:24  
SHEET 4 OF 4

UNLESS OTHERWISE SPECIFIED, ALL  
DIMENSIONS ARE IN INCHES  
GENERAL TOLERANCES  
DEC: 1 PLACE +/-0.1 ANGLE +/-1°  
2 PLACE +/-0.3 FRAC: +/-1/32  
3 PLACE +/-0.010  
HOLE SIZE: +/-0.002

APPROVALS	DATE
MODELED AP	04/30/22
DRAWN TJL	10/21/22

**MIDDLE ATLANTIC**  
A brand of Hager

TITLE	TECH SPEC, FORUM COLLABORATION SUITE, TOWER 66	
DWG NO.	120-00037_FM-DS-6675	DWG REV B

THIS DRAWING CONTAINS TRADE INFORMATION DEEMED TO BE CONFIDENTIAL AND PROPRIETARY PROPERTY OF MIDDLE ATLANTIC PRODUCTS, INC. AND IS TO BE USED ONLY FOR THE PURPOSES FOR WHICH IT IS SUBMITTED AND FURTHER SHALL NOT BE COPIED IN WHOLE OR PART WITHOUT WRITTEN PERMISSION FIRST OBTAINED FROM MIDDLE ATLANTIC PRODUCTS, INC.