

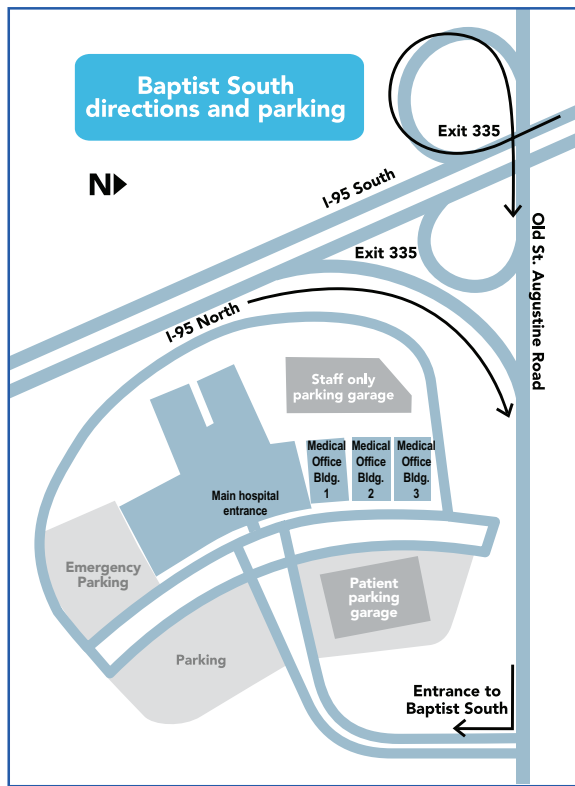
Baptist Medical Center South

Campus map and visitor guide



Changing Health Care for Good.®





Driving directions

From I-295:

Take EXIT 3 for Old St. Augustine Rd. South. Proceed 4.6 miles. After the I-95 overpass, turn RIGHT at the second traffic signal, the entrance to Baptist South.

From I-95 North:

Take EXIT 335 for Old St. Augustine Rd. Make a slight RIGHT turn onto Old St. Augustine Rd. Turn RIGHT at the first traffic signal, the entrance to Baptist South.

From I-95 South:

Take EXIT 335 for Old St. Augustine Rd. Turn RIGHT onto Old St. Augustine Rd. Turn RIGHT at the second traffic signal, the entrance to Baptist South.

From 9B:

Take exit to Philips Highway Make a RIGHT turn onto Philips Highway. Turn LEFT at the first traffic signal onto Old St. Augustine Rd. Proceed down Old St. Augustine Road, turn LEFT at the third traffic signal, the entrance to Baptist South.

Areas of Interest for Patients and Visitors

Chapel

Behind the Serenity Garden, 1st floor

Family Retreat Rooms

3rd, 4th, 5th, 6th, 7th and 8th floors

Food Services

Breezeway Bistro, 1st floor

Monday - Friday

6:30 am - 7 pm

Saturday - Sunday

8 am - 6:30 pm

Starbucks, 1st floor

Monday - Friday

6 am - 9 pm

Snacks are available in the Gift Shop and from vending machines located on each floor.

Gift Shop

Across from the Chapel, 1st floor
Monday - Friday, 9 am - 4 pm

Gardens

Serenity Garden, 1st floor

Oasis Garden, 1st floor, between Breezeway Bistro and Medical Office Building 1

Health Information Management (Medical Records)

2nd floor, south end of the lobby

Outpatient Center for Laboratory Testing and Diagnostic Imaging

Baptist Medical Center South

14550 Old St. Augustine Road, Jacksonville, FL 32258

904.271.6000 • baptistjax.com/south

Medical Office Building 2, 1st floor

Parking

Complimentary parking is available in front of the hospital, in the parking garage in front of medical office buildings and next to the Emergency Department.

Public Internet Access

Wi-Fi and network jacks for laptop use

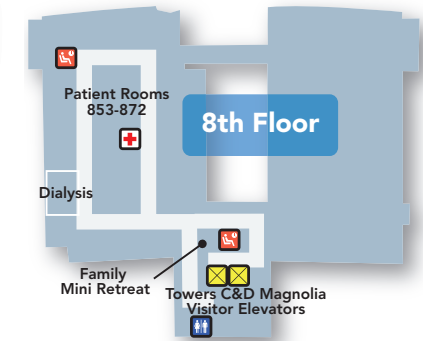
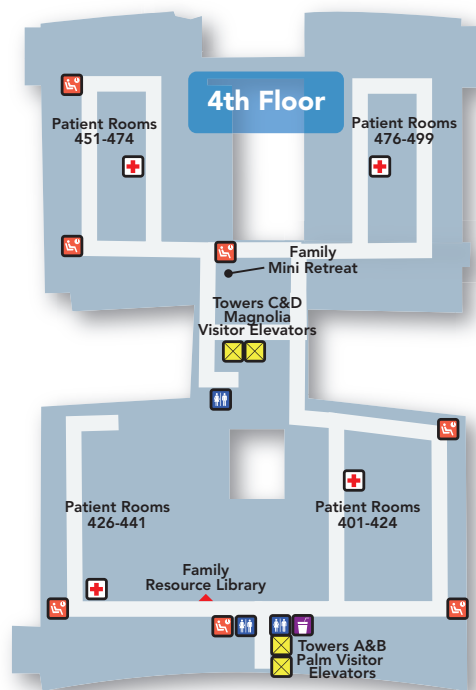
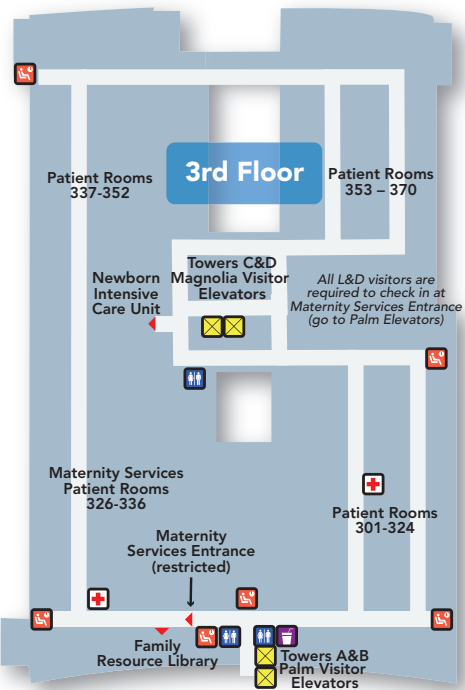
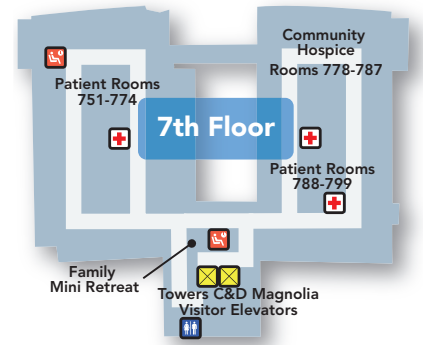
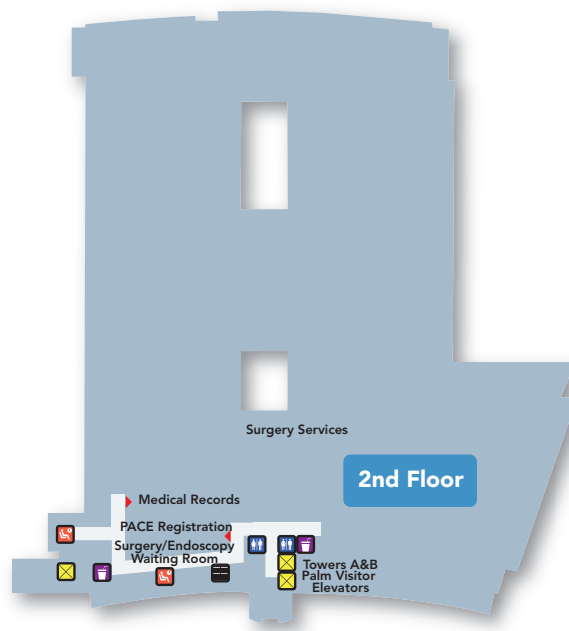
- Free Wi-Fi is available throughout the hospital
- Network jacks are available in:
 - Inpatient rooms
 - Family retreat room, 3rd floor

Surgery Waiting Room

2nd floor

Telephones

- Local calls (no charge): Touch "9" then the number.
- Long distance: Touch "9" + "1" + calling card of choice or "9" + "1" + patient's long distance carrier or "9" + "1" + "800.COLLECT."



- Restroom
- Elevator
- Stairs
- Information
- Telephone
- Waiting Room
- Vending
- Nurses Station
- Restaurant