



zintra[®]

TILES
Technical Specifications





Have some fun by mixing and matching 28 colors with 29 sophisticated and contemporary tile designs to create a truly unique space. Install tiles wall to wall or as feature artworks to create an option that's suitable for any commercial, education or hospitality environment.

Zintra Pattern Tile Leap in Smoke on Ash

zintra® .2

INSTALLATION IDEAS





Top image: Zintra Plain Tiles Trapezium in Smoke and Sunshine
Bottom image: Zintra Pattern Tiles in Malachite on Smoke

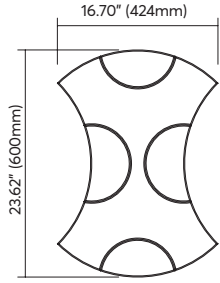
ETCH TILES




TECHNICAL DRAWINGS

BATTLEAXE

13 tiles / set, 25.2 SF (2.3m²)



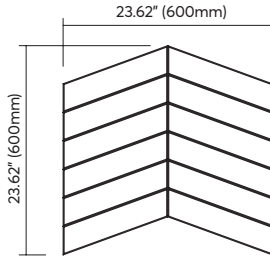
FRONT VIEW




36 TILE ASSEMBLY

CHEVRON

10 tiles / set, 31.7 SF (2.9m²)



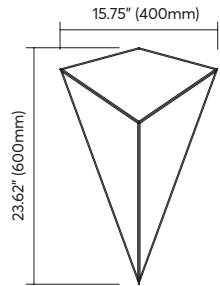
FRONT VIEW




12 TILE ASSEMBLY

DIAMOND

20 tiles / set, 25.8 SF (2.4m²)



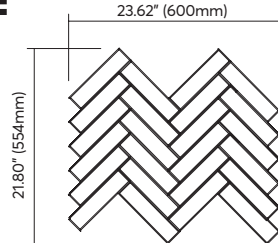
FRONT VIEW




21 TILE ASSEMBLY

HERRINGBONE

12 tiles / set, 30.1 SF (2.8m²)



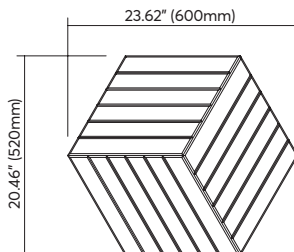
FRONT VIEW




12 TILE ASSEMBLY

HEXAGON

10 tiles / set, 24.6 SF (2.3m²)



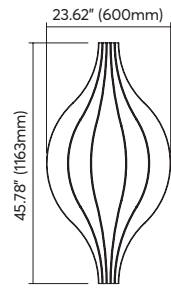
FRONT VIEW




11 TILE ASSEMBLY

HOURGLASS

5 tiles / set, 21.8 SF (2m²)



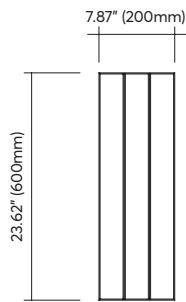
FRONT VIEW



20 TILE ASSEMBLY

PLANK

26 tiles / set, 33.5 SF (3.1m²)



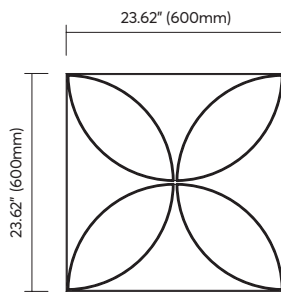
FRONT VIEW




15 TILE ASSEMBLY

SQUARE

8 tiles / set, 31 SF (2.9m²)



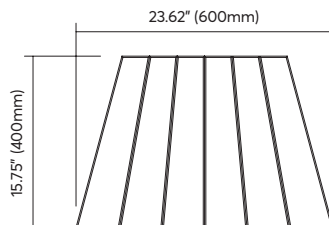
FRONT VIEW




16 TILE ASSEMBLY

TRAPEZIUM

15 tiles / set, 31.8 SF (2.9m²)



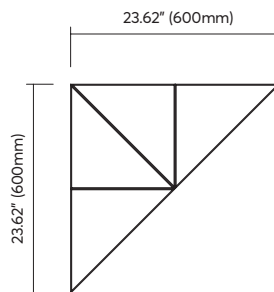
FRONT VIEW



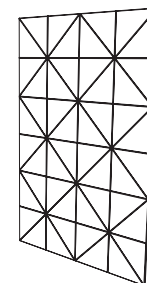
16 TILE ASSEMBLY

TRIANGLE

16 tiles / set, 31 SF (2.3m²)




FRONT VIEW



12 TILE ASSEMBLY

PATTERN TILES

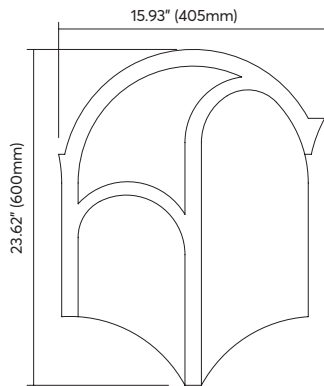


Zintra Pattern Tiles Entwine in Pebble on Midnight backer


TECHNICAL DRAWINGS

ARCH

16 tiles / set, 25.7 SF (2.4m²)



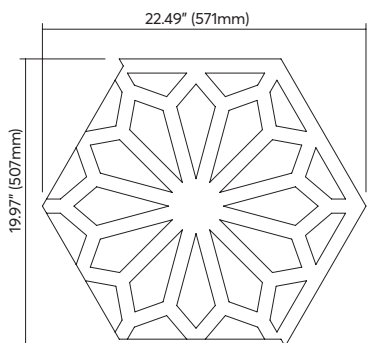
FRONT VIEW




6 TILE ASSEMBLY

ENTWINE

10 tiles / set, 22.8 SF (2.1m²)



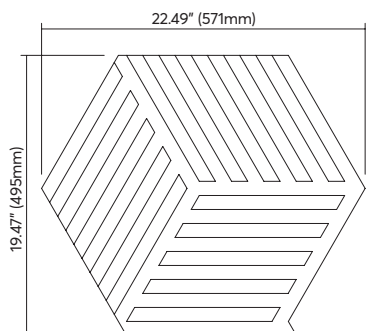
FRONT VIEW



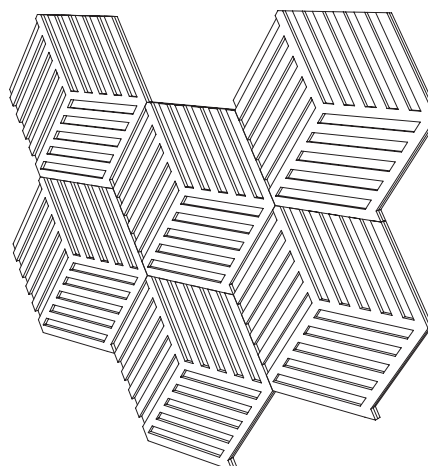
7 TILE ASSEMBLY

LEAP

10 tiles / set, 22.8 SF (2.1m²)




FRONT VIEW



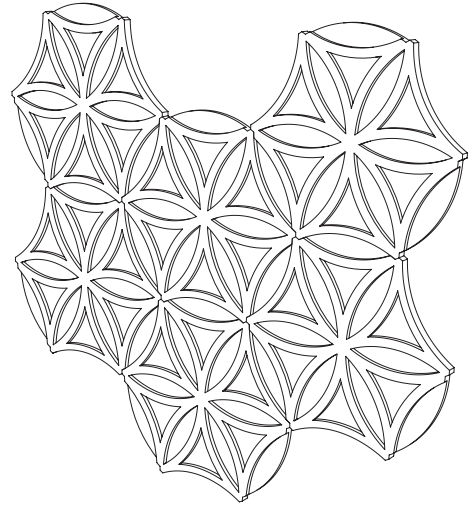
6 TILE ASSEMBLY

LOTUS

10 tiles / set, 25.2 SF (2.3m²)



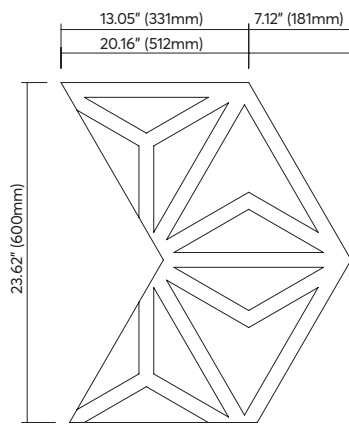
FRONT VIEW




6 TILE ASSEMBLY

STRIAE

14 tiles / set, 29.8 SF (2.8m²)



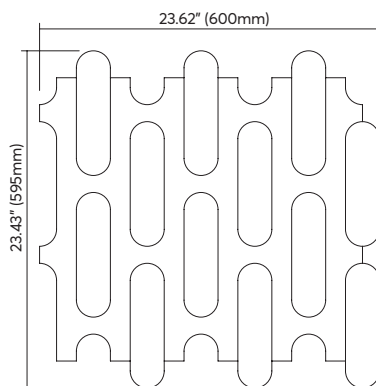
FRONT VIEW




10 TILE ASSEMBLY

SURGE

8 tiles / set, 24.5 SF (2.3m²)



FRONT VIEW



4 TILE ASSEMBLY

PLAIN TILES

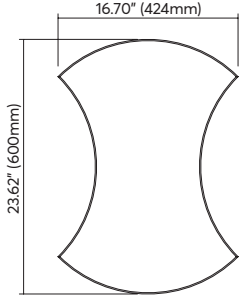


Zintra Plain Tiles Square in Brick on Midnight

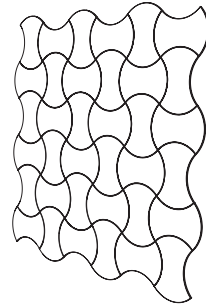
TECHNICAL DRAWINGS

BATTLEAXE

13 tiles / set, 25.2 SF (2.3m²)



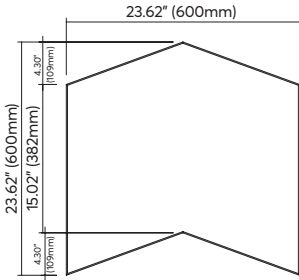
FRONT VIEW



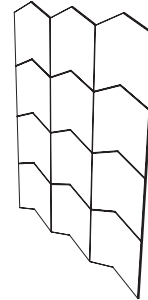
36 TILE ASSEMBLY

CHEVRON

10 tiles / set, 31.7 SF (2.9m²)



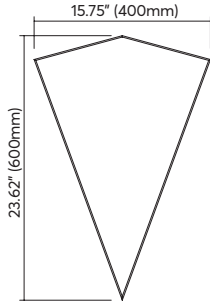
FRONT VIEW



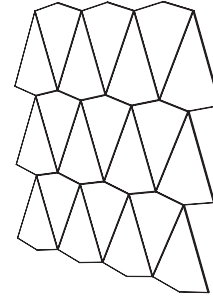
12 TILE ASSEMBLY

DIAMOND

20 tiles / set, 25.8 SF (2.4m²)

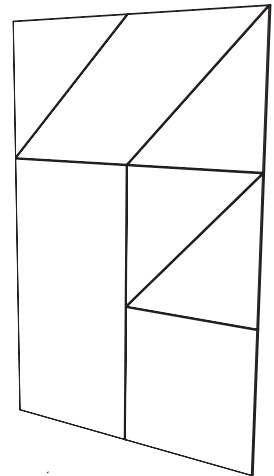
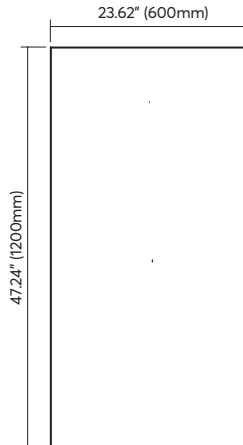
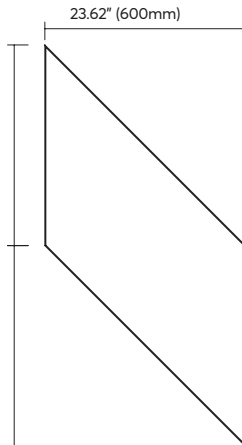
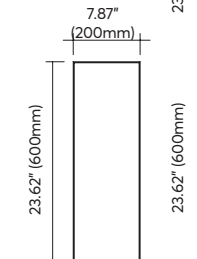
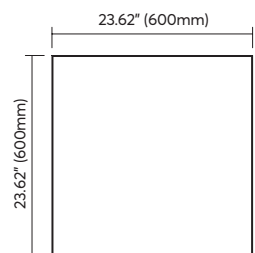
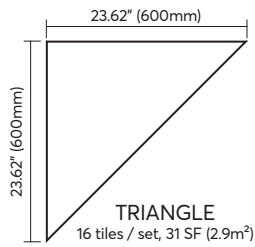


FRONT VIEW



21 TILE ASSEMBLY

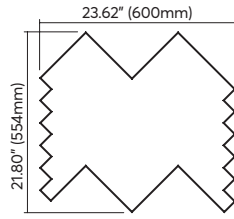
GEOMETRICS



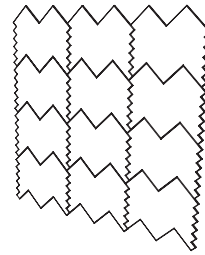
7 TILE ASSEMBLY

HERRINGBONE

12 tiles / set, 30.1 SF (2.8m²)



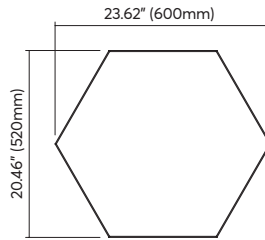
FRONT VIEW



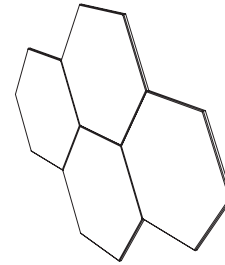
12 TILE ASSEMBLY

HEXAGON

10 tiles / set, 24.6 SF (2.3m²)



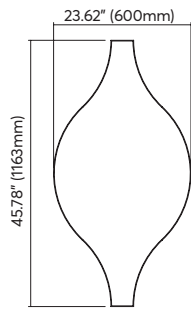
FRONT VIEW



4 TILE ASSEMBLY

HOURLASS

5 tiles / set, 21.8 SF (2m²)



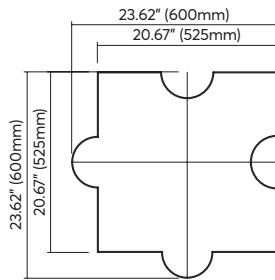
FRONT VIEW




4 TILE ASSEMBLY

JIGSAW

8 tiles / set, 23.7 SF (2.2m²)



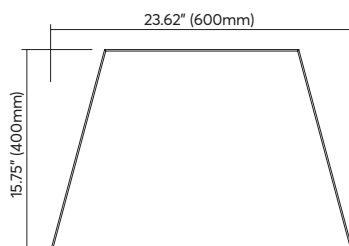
FRONT VIEW



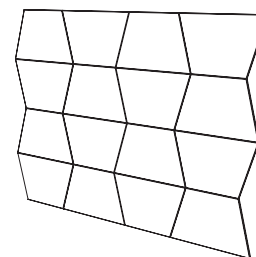
4 TILE ASSEMBLY

TRAPEZIUM

15 tiles / set, 31.8 SF (3m²)



FRONT VIEW



16 TILE ASSEMBLY

TECHNICAL DETAILS

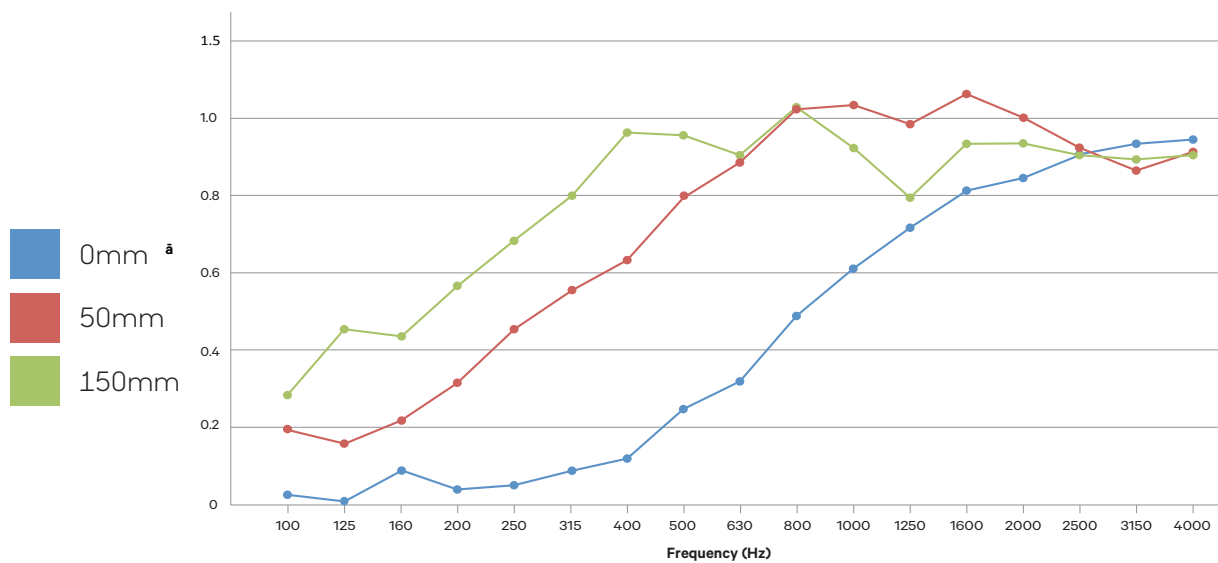
MATERIAL

100% solution-dyed polyester.

ACOUSTIC RATING

ASTM C423-09a test results: 0.45 NRC.

Frequency/Hz		100	125	160	200	250	315	400	500	630	800	1000	1250	1600	2000	2500	3150	4000	ā	NRC
DISTANCE FROM WALL	0mm	0.03	0.01	0.09	0.04	0.05	0.09	0.12	0.25	0.32	0.49	0.61	0.72	0.82	0.85	0.91	0.94	0.95	0.44	0.45
	50mm	0.20	0.16	0.22	0.32	0.46	0.56	0.63	0.80	0.89	1.03	1.04	0.99	1.07	1.00	0.93	0.87	0.92	0.81	0.80
	150mm	0.29	0.46	0.44	0.57	0.69	0.81	0.97	0.96	0.91	1.04	0.92	0.80	0.94	0.94	0.91	0.90	0.91	0.87	0.90



SIZE

See pages 6-13.

SURFACE FINISH

Both sides "A" or "B" have a matt surface and are suitable to use as the face. To ensure consistency of look, it is recommended that the face surfaces are either all "A" or all "B" when installing side-by-side.

WEIGHT

0.5 lb / ft² / 2.4 kg / m²

APPLICATION

Indoor areas only.

FABRICATION

Utility knife and CNC with oscillating knife.

INSTALLATION

Adhere to substrate using contact adhesive / Liquid Nails or slot into an existing grid system.

Go to zintraacoustic.com for complete installation instructions.

FIRE RATING

ASTM-E84 - Class A classification

AS ISO 9705 - 2003 - Group 1 classification

EN-13501 - B-s2-d0 classification.

LIGHTFASTNESS

AATCC 16.3, Option 3: Panel color change at 40AFU is 4.5.

TEMPERATURE

Maximum temperature exposure is 240°F (115°C).

COLOR RANGE

24 sheet colors and 4 timber colors.

TIMBER COLORS




Merbau (MB)

Spotted Gum (SP)

Eucalyptus (EU)

Ironbark (IB)

PLAIN COLORS



Tar (TR)

Slate (SL)

Cobalt (CB)

Sky (SY)

Malachite (MA)

Midnight (MI)

Olive (OL)

Grass (GS)

Fossil (FL)

Linen (LN)

Ecu (EC)

Brick (BK)

Bark (BR)

Ochre (OE)

Mandarin (MN)

Sunshine (SS)

Ivory (IY)

Frost (FT)

Smoke (SE)

Chambray (CH)

Cadet (CT)

Pewter (PW)

Pebble (PB)

Greige (GR)

MOISTURE ABSORPTION

Polyester fibre when exposed to an atmosphere of 120°F (49°C) at 90% relative humidity for four days showed moisture absorption of less than 0.03% by weight.

VOC TESTING

Standard Method Version 1.2 for CDPH 01350: PASS for all testing scenarios.

CARE INSTRUCTIONS

Vacuum to remove dust.

Remove spills immediately using a clean damp cloth or with soap and water.

Polyester carpet and fabric cleaners can be used - always test an inconspicuous area first.

A stain repellent coating is available for additional protection.

To disinfect, bleach can be used in accordance with CDC cleaning and disinfection instructions. (Solution ratio is 5 tablespoons of bleach to 1 Gallon (3.7 ltr) of water or 4 teaspoons of bleach per quart (0.95 ltr) of water. Spray apply the solution as a mist and wipe off surface moisture.

ENVIRONMENT

Zintra is made from 100% recyclable materials.