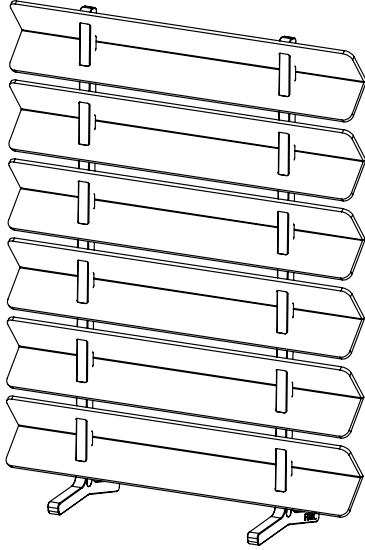
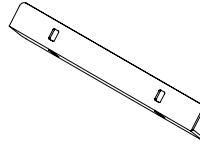


Alinta Floor Screen install guide for all sizes.

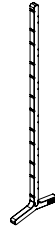


x1 Alinta Floor Screen

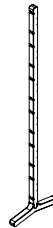
CONTENTS FOR 61in HIGH



x4



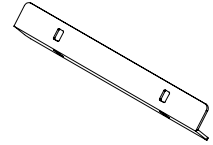
x1



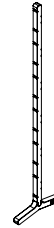
x1
[Logo]

OR

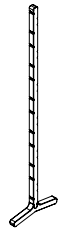
CONTENTS FOR 72in HIGH



x5



x1



x1
[Logo]

Tools you will need:

- Just your hands

Safety protection you will need:

- Safety Glasses

1

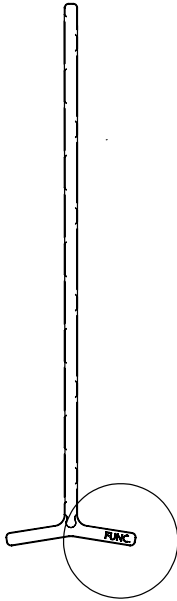


a.
Fold panels

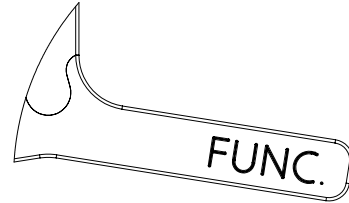


b.
Repeat for all panels

2

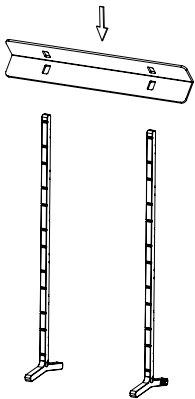


a.
Lay support on the ground.

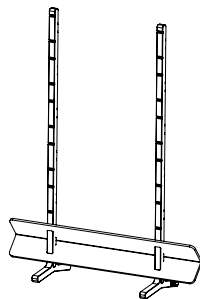


b.
Check logo is facing outwards

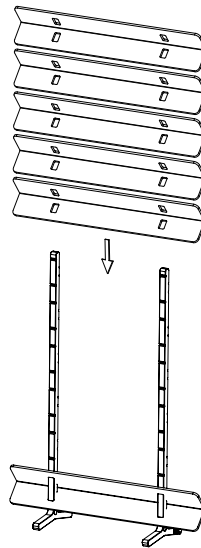
3



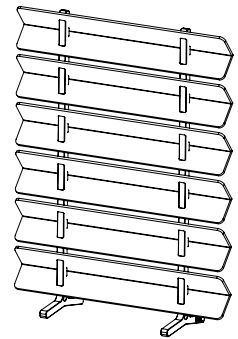
a.
Slide panel on
support



b.
Ensure is locked in
location



c.
Slide the rest down
the supports



d.
Ready to use