

TERRAIN

WALL MOUNTED
RANGE

botton + gardiner
PUBLIC SPACE FURNITURE



TERRAIN CANTILEVER SEAT
2100L X 630D

Terrain

Cantilevered + Plinth Seating

The popular Terrain Range has been extended to include new wall mounted seating options in either cantilevered or plinth designs. The unique outrigger design of the Terrain frame is highlighted in these coordinates, along with the trapezoid shapes of the solid, 30mm thick hardwood battens. Made locally in Sydney, Terrain has an aura of sophistication not commonly seen with off the shelf wall mounted designs.

PRODUCT DETAILS

Battens	Sustainably sourced Mixed Red, Blackbutt or Spotted Gum Hardwood
Frame	Zinc primed and powdercoated steel
Fixing	Fixed by others (anchors not included)
Warranty	5 years
Lead time	6-8 weeks
Made in	Australia


BATTENS HARDWOOD



OILED
BLACKBUTT




OILED SPOTTED
GUM



OILED MIXED RED




CLEAR OILED
MIXED RED




EBONY OILED
MIXED RED

FRAME CORE POWERCOATS



WHITE, GLOSS OR
SATIN




CHARCOAL SATIN



BLACK, MATT OR
SATIN



PALLADIUM SILVER
PEARL, SATIN



TERRAIN PLINTH BENCH
2100L X 540D



TERRAIN PLINTH SEAT
2100L X 630D



TERRAIN CANTILEVER BENCH
2100L X 390D