



botton + gardiner
PUBLIC SPACE FURNITURE

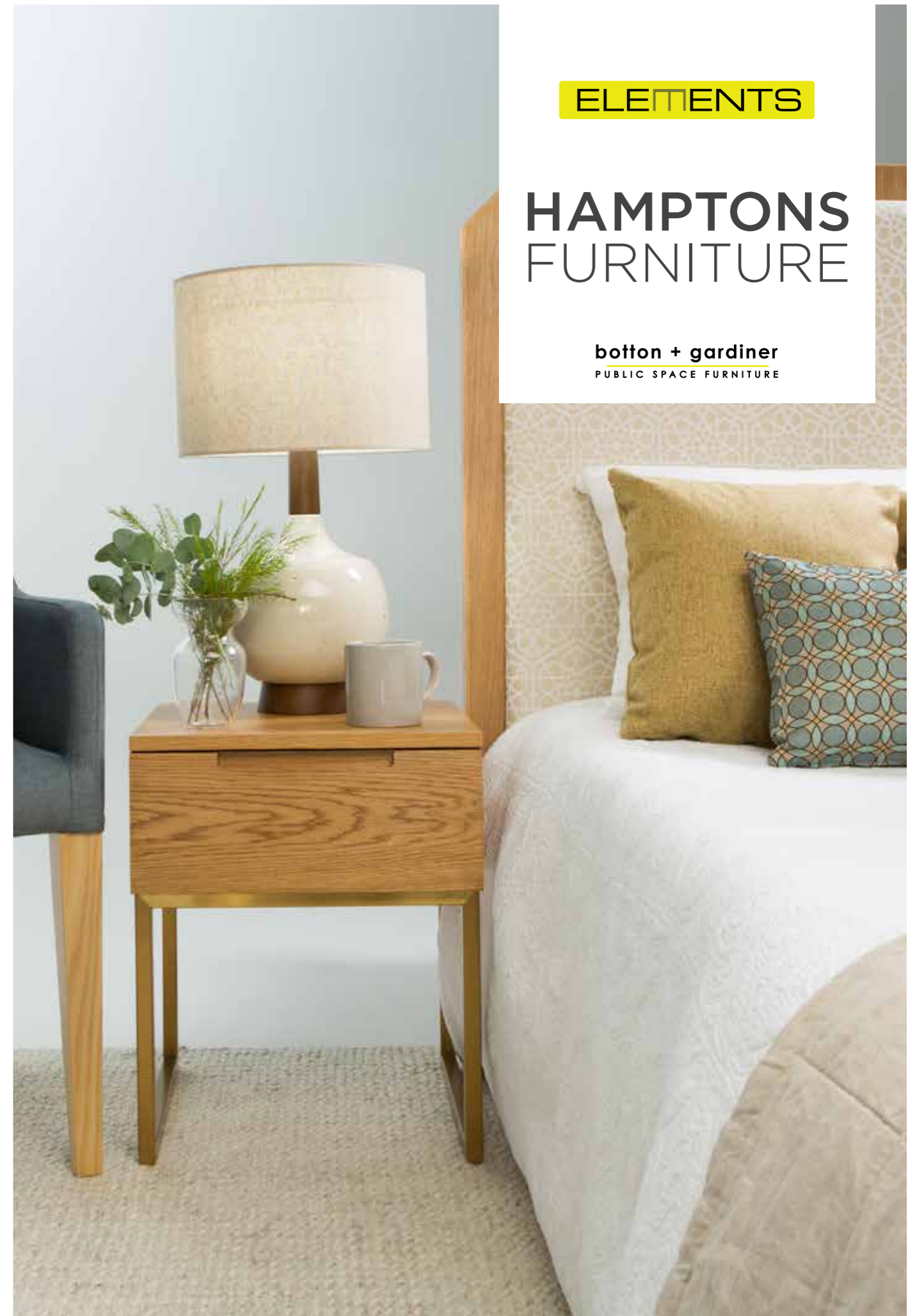
1300 762 701
bottongardiner.com.au

Botton + Gardiner - A Division of Baresque Australia Pty Ltd

ELEMENTS

HAMPTONS FURNITURE

botton + gardiner
PUBLIC SPACE FURNITURE



About botton + gardiner

Botton + Gardiner is an Australian design and manufacturing company specialising in quality furniture and fixtures for public authorities, shopping centres, accommodation and hospitality industries. Botton + Gardiner provide the complete solution with a great range of standard product, an in-house design team to develop tailored furniture for projects and can take care of installation and placement of the finished items.

Established in 1995 and purchased by Baresque in 2013, Botton + Gardiner has successfully gained a significant position in domestic and export marketplaces for delivery of a high standard of product and service. Botton + Gardiner's range of Australian made products and offerings from overseas include urban furniture, banquette seating, litter receptacles and cafe and restaurant dining furniture for external and internal applications. Botton + Gardiner furniture can be found in shopping centres, council parklands and aged care facilities, as well as corporate breakout and meeting spaces. In hospitality, Botton + Gardiner products lend their distinctive character to five star hotels and restaurants designed by leading architects and interior designers.



CONTENTS

SEATING



June
Dining Chair p12



Jemma
Dining Chair p14



Patrick
Armchair p16



Pippi
Armchair & Footstool p26



June
Sofa p24

BEDHEADS



Clara
Bedhead p40



Cleo
Bedhead p42

TABLES



Sarah
Dining Table p10



Sarah
Side Table p28



Jane
Console p20



Jane
Side Table p30



Clara
Credenza p18



Clara
TV Unit p34



Clara
Desk p36



Clara
Bedside Table p44




Darren
Coffee Table p32

FINISHES p46

HAMPTONS DESIGN FEATURES

Introducing our Hamptons furniture, a family of products designed by Botton + Gardiner, for use in hotels, serviced apartments, office break out spaces, restaurants and aged care facilities. This coordinated family has taken classic and traditional forms and given them a contemporary twist. Through the use of subtle motifs, such as tapered legs, soft arcs and bevelled angles this understated family of furniture works in harmony to create a complete room. The selection of standard finishes have been carefully curated to allow a contemporary contrast in texture between metallic, stone and timber, whilst still maintaining timeless Hamptons style.





Sarah

Dining Table

The form pleasing Sarah Dining Table will add distinction to your space with its tapered geometric base and beautifully balanced top proportions. It is constructed to last with a durable, solid hardwood base. Keep it warm in timber tones or contrast the top and base materials for a modern twist.



FINISHES

Top - Stone or veneer. See pages 49-50 for standard colour range
 Legs - Hardwood. See page 48 for standard colour range

FEATURES

Co-ordinates with the Sarah Side Table
 Tapered hardwood legs
 Glides on underside of legs

OPTIONS

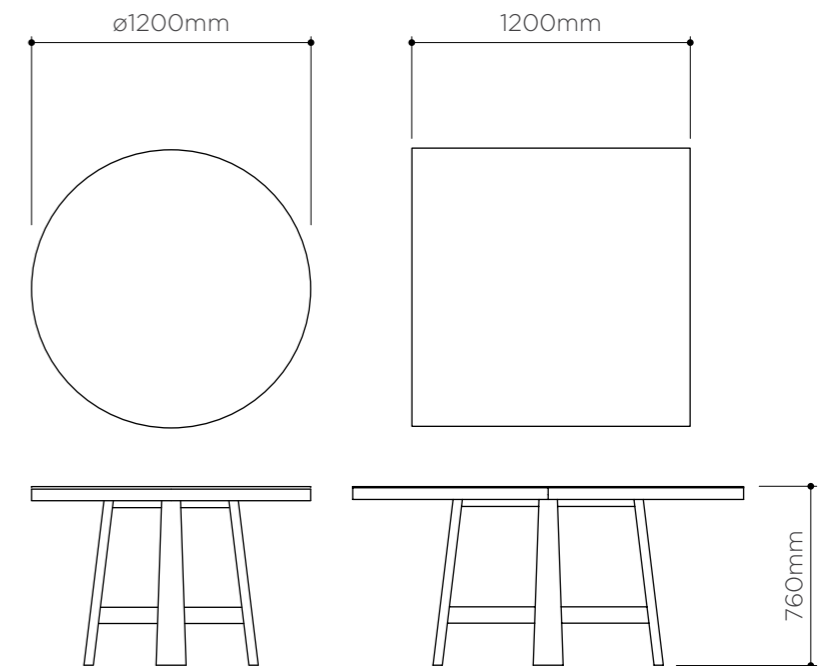
Square or round top
 Contrasting top and base materials

WARRANTY

2 years

INDICATIVE LEADTIME

10-12 weeks depending on project size



June

Dining Chair



With slim elegant lines and curved armrests, our June Dining Chair takes a classic shape and gives it a contemporary twist. The solid hardwood legs give elegance and strength in a commercial environment whilst the comfortable and supportive proportions ensures June is perfect for use in aged care facilities, restaurants and hotels.

FINISHES

Legs - Hardwood, see page 48 for standard colour range

FABRIC

Select a fabric from the Baresque range, specify a custom fabric or supply your own
Fabric required 3mtrs (based on one plain colour/textured fabric, 137cm wide)

FEATURES


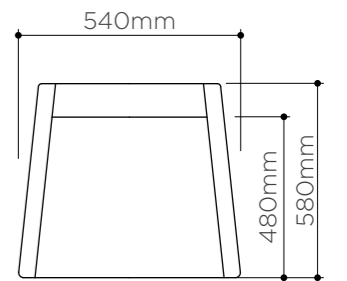
- Comfortable and supportive proportions
- Durable hardwood legs
- High density fire retardant foam and dacron
- Glides on underside of legs

WARRANTY

2 years

INDICATIVE LEADTIME

10-12 weeks depending on project size



Jemma

Dining Chair



The sturdy Jemma Dining Chair has a beautifully crafted, solid hardwood frame. The variety of stain colour options combined with your fabric selection gives it the flexibility to suit a wide range of colour palettes and design concepts. The balanced and comfortable proportions of the chair means it can be used in a wide range of projects, including office break out or meeting spaces, hotels, restaurants and aged care facilities.

FINISHES

Frame - Hardwood, see page 48 for standard colour range

FABRIC

Select a fabric from the Baresque range, specify a custom fabric or supply your own
Fabric required 1.5mtrs (based on one plain colour/textured fabric, 137cm wide)

FEATURES


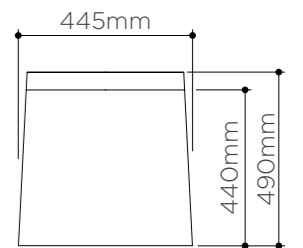
- Comfortable proportions
- Solid hardwood frame
- High density fire retardant foam and dacron
- Glides on underside of legs

WARRANTY

2 years

INDICATIVE LEADTIME

10-12 weeks depending on project size



Patrick

Armchair



Proportionally designed specifically for aged care residents, the Patrick Armchair has a beautifully crafted, solid hardwood frame with cross supports for strength and longevity. The simple form and clean lines give the traditional form a contemporary aesthetic, whilst maintaining comfort and functionality.

FINISHES

Frame - Hardwood, see page 48 for standard colour range

FABRIC

Select a fabric from the Baresque range, specify a custom fabric or supply your own
Fabric required 1.5mtrs (based on one plain colour/textured fabric, 137cm wide)

FEATURES


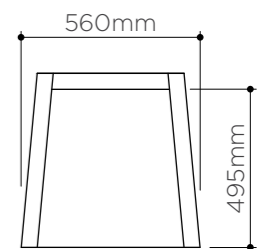
Solid hardwood frame
Reinforcing supports between the legs for extra stability and durability
High density fire retardant foam and dacron
Glides on underside of legs

WARRANTY

2 years

INDICATIVE LEADTIME

10-12 weeks depending on project size



Clara

Credenza

The clean shape of the Clara Credenza shows off the woodgrain patterning and highlights the design elements of the bevelled skirting, the slimline handles and the shadow line around the top. The adjustable shelves in each section allow for flexible storage to suit your needs.



FINISHES

Body - Laminate or veneer. See pages 49, 51 for standard colour range

FEATURES

Co-ordinates with the Clara Desk, TV Unit and Bedside Table

Bevelled skirting

Slimline handles

Adjustable and removable internal shelf in each section

OPTIONS

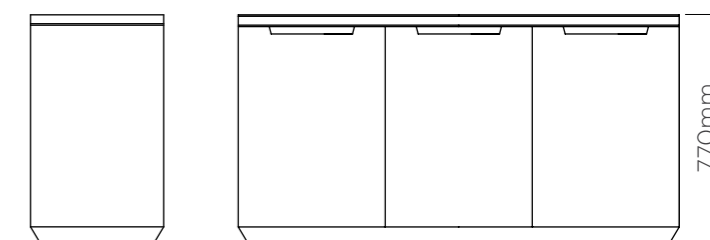

Protective tempered glass top

WARRANTY

2 years

INDICATIVE LEADTIME

10-12 weeks depending on project size



Jane

Console

The charm of the Jane Console is the contrasting finishes between the top and the frame, accentuated by the elegant, rectangular silhouette. Flexible enough to use as a small desk, a console or hall table it can be used in a wide range of projects.



FINISHES

Top - Stone, laminate or veneer. See pages 49-51 for standard colour ranges

Legs - Steel; chrome or powdercoated. Stainless steel; natural or metallic. See pages 48-49 for standard colour ranges

FEATURES

Contrasting finishes

Elegant silhouette

Glides on underside of the legs

OPTIONS


Protective tempered glass top

WARRANTY

2 years

INDICATIVE LEADTIME

10-12 weeks depending on project size





June

Sofa



With its slim, elegant lines and gently curved arms the June Sofa is a must have contemporary piece. The solid hardwood legs bring a classic elegance to a commercial environment. The comfortable and supportive high back ensures June is perfect for use in any environment. Available as a 2-seater or 3-seater.

FINISHES

Legs - Hardwood, see page 48 for standard colour range

FABRIC

Select a fabric from the Baresque range, specify a custom fabric or supply your own
Fabric required (based on one plain colour/textured fabric, 137cm wide)

- Two seater size: 11mtrs
- Three seater size: 14mtrs

FEATURES

- Co-ordinates with the Pippi Footstool and June Dining Chair
- Solid hardwood legs
- High density fire retardant foam and dacron
- Glides on underside of legs

OPTIONS

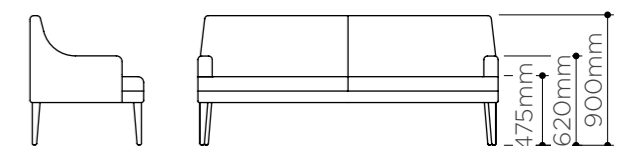
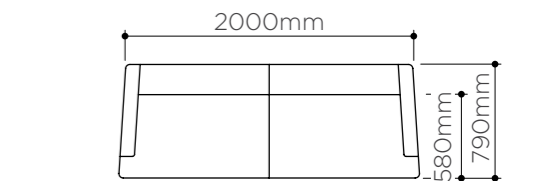
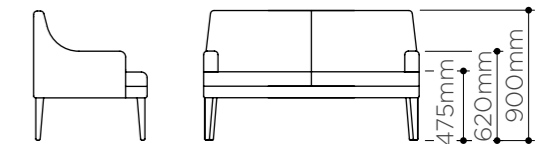
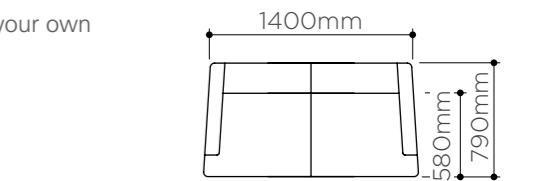
- Two loose long rectangular back cushions
- Two seater cushions: 2.3mtrs
- Three seater cushions: 2.8mtrs

WARRANTY

2 years

INDICATIVE LEADTIME

10-12 weeks depending on project size



Pippi

Armchair & Footstool



The Pippi Armchair has tailored clean lines, a crisp outline and tapered, solid hardwood legs. The matching Pippi Footstool makes it a comfortable setting to relax in whilst the smooth back and armrest planes are ideal to contrast feature fabrics.

FINISHES

Legs - Hardwood, see page 48 for standard colour range

FABRIC

Select a fabric from the Baresque range, specify a custom fabric or supply your own

Fabric required (based on one plain colour/textured fabric, 137cm wide)

- Lounge chair: 3mtrs

- Footstool: 1.5mtrs

FEATURES

Solid hardwood legs

High density fire retardant foam and dacron

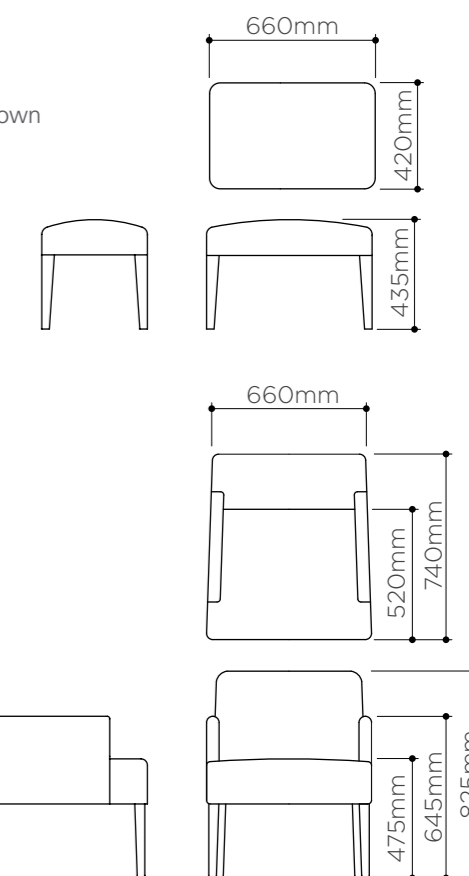
Glides on underside of legs

WARRANTY

2 years

INDICATIVE LEADTIME

10-12 weeks depending on project size



Sarah

Side Table

The Sarah Side Table is timeless with its tapered geometric base and beautifully balanced proportions. It is constructed to last with a durable, solid hardwood base and support bars. Keep it warm in timber tones or contrast the top and base materials for a modern twist.

FINISHES

Top - Stone or veneer. See pages 49-50 for standard colour range
Legs - Hardwood. See page 48 for standard colour range

FEATURES

Co-ordinates with the Sarah Dining Table
Tapered hardwood legs
Glides on underside of legs

OPTIONS


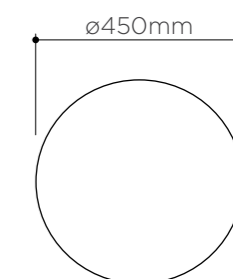
Reduce top size for use as a stool

WARRANTY

2 years

INDICATIVE LEADTIME

10-12 weeks depending on project size



Jane

Side Table



The allure of the Jane Side Table is contrasting finishes supported by the slimline frame. It is flexible and can be used as a side table or simple bedside table in serviced apartment settings, hotels, cafes, lobbies, office break out spaces or aged care communal areas.

FINISHES

Top - Stone, laminate or veneer. See pages 49-51 for standard colour ranges

Legs - Steel; chrome or powdercoated. Stainless steel; natural or metallic. See pages 48-49 for standard colour ranges

FEATURES

Co-ordinates with the Jane Console

Contrasting finishes

Flexible use - can be used as a simple bedside table or stool

Glides on underside of legs

OPTIONS

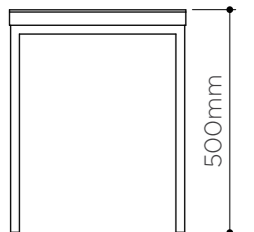
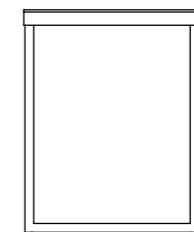
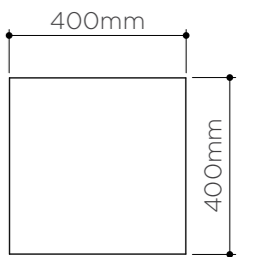
Protective tempered glass top

WARRANTY

2 years

INDICATIVE LEADTIME

10-12 weeks depending on project size



Darren

Coffee Table

The defining feature of the Darren Coffee Table is the simple geometric form which tapers in elegantly at the base. Keep it classic in timber tones or contrast the top and base materials for a modern twist, this is the perfect accompaniment to any setting.



FINISHES

Top - Stone or veneer. See pages 49-50 for standard colour ranges
Body - Laminate or veneer. See pages 49, 51 for standard colour ranges

FEATURES

The shadowline detail allows for a mix of materials

OPTIONS

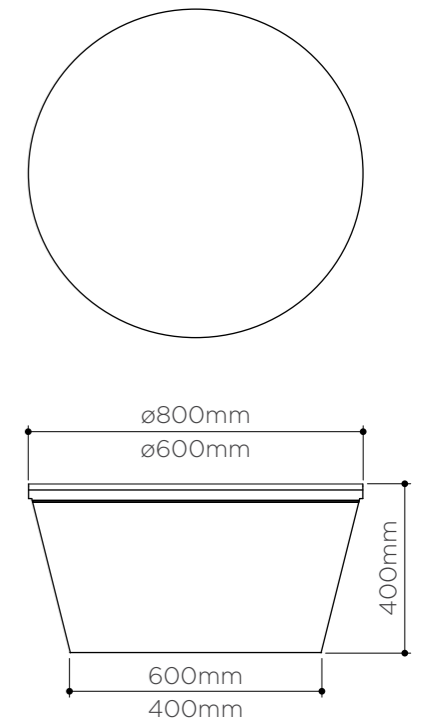
Protective tempered glass top

WARRANTY

2 years

INDICATIVE LEADTIME

10-12 weeks depending on project size



Clara

TV Unit

The simple form of the Clara TV Unit showcases the beautiful pattern of the timber grain and the volume is balanced out by the details in the bevelled skirting, the slimline handles and the shadow line around the top. The central drawer and end cupboards serve as perfect storage for hotel rooms, serviced apartments and aged care communal areas. The adjustable shelves in each section allow flexible storage to suit your needs.



FINISHES

Body - Laminate or veneer. See pages 49, 51 for standard colour ranges

FEATURES

Co-ordinates with the Clara Desk, Credenza and Bedside Table

Bevelled skirting

Slimline handles

Two central drawers for storage

Adjustable and removable internal shelf in each section

OPTIONS

Shelf and cable hole to accommodate electrical equipment in place of the central drawers


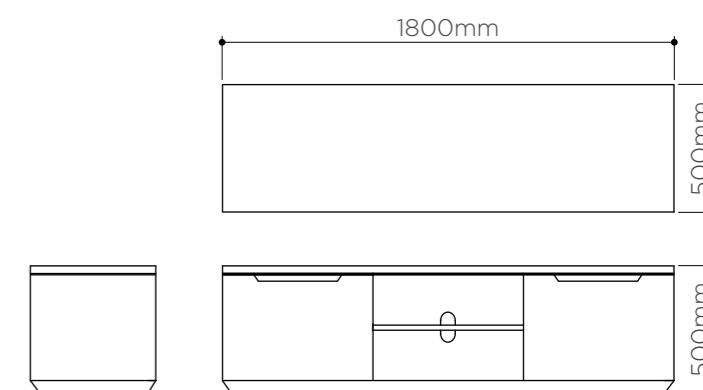
Protective tempered glass top

WARRANTY

2 years

INDICATIVE LEADTIME

10-12 weeks depending on project size



Clara

Desk

The clean lines and smooth planes of the Clara Desk give it a relaxing aura, perfect for hotel rooms and serviced apartments with guests working away from home. The drawer is great storage for stationary or brochures and you can opt to add a modesty panel. With a wide range of colours available this classic design is the perfect accompaniment to any interior space.



FINISHES

Body - Laminate or veneer, see pages 49, 51 for standard colour ranges
Legs - Steel; chrome or powdercoated. Stainless steel; natural or metallic. See pages 48-49 for standard colour ranges

FEATURES

Co-ordinates with the Clara Credenza, TV Unit and Bedside Table
Slimline handle
Drawer for storage can be placed on left or right side

OPTIONS

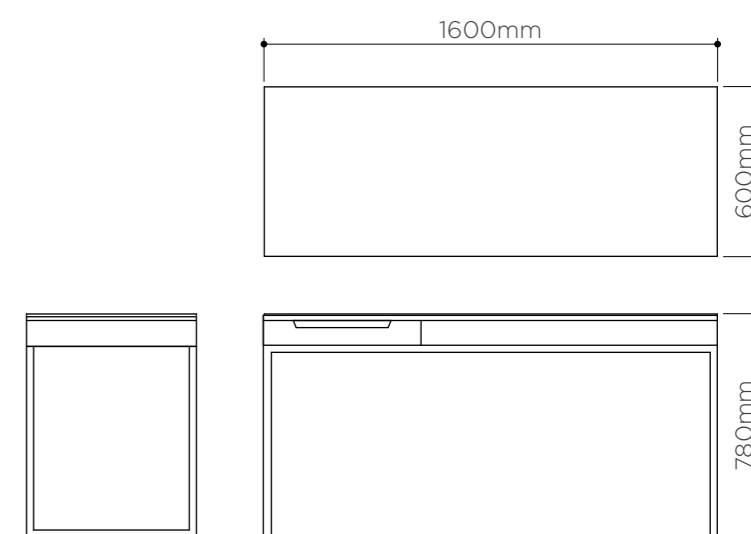
Protective tempered glass top
Matching modesty panel

WARRANTY

2 years

INDICATIVE LEADTIME

10-12 weeks depending on project size





Clara

Bedhead



The bevelled corners on the Clara Bedhead add a touch of character to this design. The simple upholstery panel is a great canvas for intricate or patterned fabric designs, customisable to your fabric specification. The 5mm hardwood edge adds durability and functionality to this key bedroom piece.

FINISHES

Bedhead surround – Laminate or veneer with a protective hardwood edge stained to match
See pages 49, 51 for standard colour ranges

FABRIC

Select a fabric from the Baresque range, specify a custom fabric or supply your own
Fabric required (based on one plain colour/textured fabric, 137cm wide)

- Single size: 1.6mtrs
- Double size: 2mtrs
- Queen size: 3mtrs

FEATURES

- Bevelled corners
- Cross stitch detail in the cushion for increased longevity (double and queen size)
- 5mm hardwood edge to the surround for extra durability
- High density fire retardant foam and dacron

OPTIONS

Sizing can be customised to suit your requirements

WARRANTY

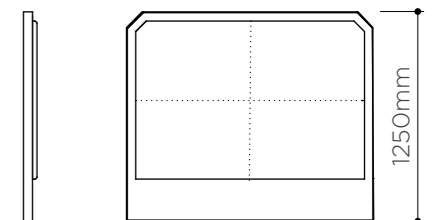
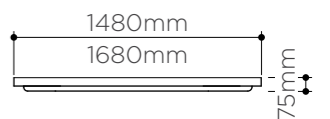
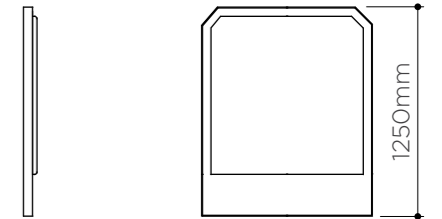
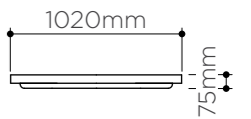
2 years

INDICATIVE LEADTIME

10-12 weeks depending on project size

INSTALLATION

Supplied with 2x recessed split battens for flush wall mounting by others
(anchors not included)



Understated elegance defines the Cleo Bedhead. The horizontal panels transforms a simple woven fabric into a design feature, with the fabric customisable to your specification. The timber surround adds a touch of warmth and texture with a 5mm hardwood edge for durability.

FINISHES

Bedhead surround – Laminate or veneer with a protective hardwood edge stained to match
See pages 49, 51 for standard colour ranges

FABRIC

Select a fabric from the Baresque range, specify a custom fabric or supply your own
Fabric required (based on one plain colour/textured fabric, 137cm wide)
- Single size: 1.6mtrs
- Double size: 2mtrs
- Queen size: 3mtrs

FEATURES

5mm hardwood edge to the surround for extra durability
High density fire retardant foam and dacron

OPTIONS

Sizing can be customised to suit your requirements

WARRANTY

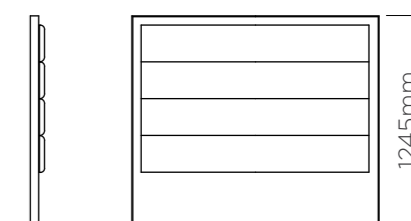

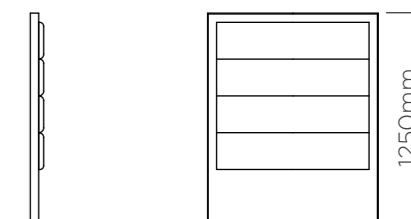
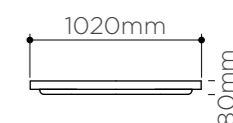
2 years

INDICATIVE LEADTIME

10-12 weeks depending on project size

INSTALLATION

Supplied with 2x recessed split battens for flush wall mounting by others
(anchors not included)



Clara

Bedside Table



The simple structure and light frame of the compact Clara Bedside Table ensures it is perfect for hotels, serviced apartments and aged care facilities. The drawer provides great storage and the wide range of finishes ensure it will suit your project concept.

FINISHES

Body - Laminate or veneer, see pages 49, 51 for standard colour ranges
 Legs - Steel; chrome or powdercoated. Stainless steel; natural or metallic. See pages 48-49 for standard colour ranges

FEATURES

Co-ordinates with the Clara Desk, TV Unit and Credenza
 Slimline handle
 Drawer for storage
 Glides on underside of legs

OPTIONS

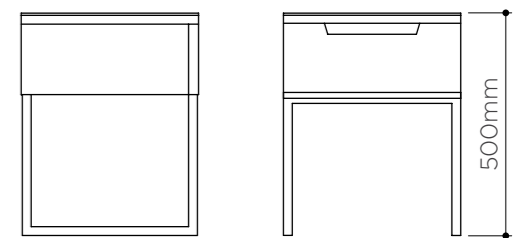
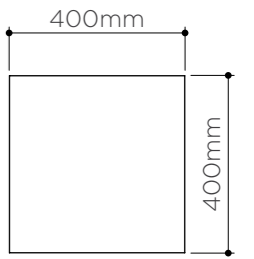
Protective tempered glass top

WARRANTY

2 years

INDICATIVE LEADTIME

10-12 weeks depending on project size




FINISHES



MILD STEEL

Durable, sturdy and low cost - mild steel is an ideal material for use in commercial grade furniture frames. With a variety of finishes and available in an array of profiles and gauges it makes for a versatile material.



CARE + MAINTENANCE

Always use a clean, soft, white cloth and always test cleaning in an inconspicuous area first. Wipe surface with a clean, soft cloth dampened with a mild solution of liquid detergent and warm water. For more difficult stains methylated spirits can be used in place of the detergent and water mixture.

STAINED HARDWOOD

A naturally beautiful material - hardwood has great natural structure and its machinability results in beautiful forms apropos for application in furniture design. With a natural warmth and available in a variety of stained tones, hardwood adds a classic style to furniture design.



CARE + MAINTENANCE

Always use a clean, soft, white cloth and always test cleaning in an inconspicuous area first. Wipe surface with a clean, soft cloth dampened with a mild solution of liquid detergent and warm water. Ensure surface is thoroughly dried and no moisture left on surface. Avoid using any abrasive materials or contaminated clothes as these will scratch the surface finish.

BRUSHED STAINLESS STEEL

With a hard wearing and elegant finish, stainless steel has inherent structural integrity and corrosion resistance making it ideal for use in commercial grade furniture frames.



CARE + MAINTENANCE

Always use a clean, soft, white cloth and always test cleaning in an inconspicuous area first. Wipe surface with a clean, soft cloth dampened with a mild solution of liquid detergent and warm water. For more difficult stains methylated spirits or stainless steel cleaners can be used in place of the detergent and water mixture.

STAINED VENEER

Natural timber veneer is a cost effective way of adding a classic hardwood element to furniture design. Providing the same look and texture as hardwood, veneer makes for an elegant surfacing material.



CARE + MAINTENANCE

Always use a clean, soft, white cloth and always test cleaning in an inconspicuous area first. Wipe surface with a clean, soft cloth dampened with a mild solution of liquid detergent and warm water. Ensure surface is thoroughly dried and no moisture left on surface. Avoid using any abrasive materials or contaminated clothes as these will scratch the surface finish.

ENGINEERED STONE

Engineered for modern living, our stone combines the beauty and prestige of natural stone with the hard-wearing qualities of quartz. These luxurious surfaces offer high performance with low maintenance and no need for sealing or waxing. Stone surfaces are manufactured with a minimum of 93% quartz which makes the surface highly durable.




CARRIS

COAL

MIST

SNOW



NEVE

CONCRETE

SAND


PATE

CARE + MAINTENANCE

To keep your Engineered Stone clean, simply wipe with a soft cloth and a pH neutral household liquid detergent. Avoid exposure to products with high pH levels / solvents. If your Engineered Stone comes into contact with such products, rinse immediately to neutralise the effect, and then follow usual cleaning procedure.

LAMINATE

Laminate panels have a high-pressure decorative laminate surface that offers chemical, stain and abrasion resistance for long lasting durability.



OAK

LIGHT WALNUT

WENGE

JAPAN BLACK

CARE + MAINTENANCE

For general care and maintenance, simply wipe away most spills or marks with a damp microfibre cloth, or use an all purpose cleaner such as Windex spray cleaner or Ajax Spray n Wipe. Rubbing gently with a clean, dry cloth brings back the brightness of laminates. DO NOT use abrasive or polishing materials.

TEMPERED GLASS

With its hard wearing and easily cleaned surface, glass further enhances the serviceability of table tops. Tempered (toughened) glass has increased strength over standard glass, making it a safe and effective material for use in commercial furniture.



CLEAR

MIRROR

BLACK

CARE + MAINTENANCE

Always use a clean, soft, white cloth and always test cleaning in an inconspicuous area first. Wipe surface with a clean, soft cloth dampened with a mild solution of liquid detergent and warm water. For more difficult stains methylated spirits can be used in place of the detergent and water mixture.

UPHOLSTERY FABRICS

Our sister company Baresque offers a wide range of well priced, high performance fabrics including Crypton, commercial and vinyl upholsteries.

Check out these swatches for just a few ideas, or call Baresque on 1300 306 399 to find out more.



baresque

1300 306 399

baresque.com.au

info@baresque.com.au

INDEX



PAGE	PRODUCT	FABRIC/TOP FINISH	FRAME FINISH
FRONT COVER	Clara Bedside Table	Stained Veneer, Oak	Brushed Stainless Steel, Brass
	Clara Bedhead	Theresa, 602 Ecru	Frame – Stained Veneer, Oak Frame Edge – Stained Hardwood, Oak
8 - 9	June Dining Chair	Revolution, 9003 Steel	Stained Hardwood, Oak
	Sarah Dining Table	Engineered Stone, Carrara	Stained Hardwood, Oak
10	Sarah Dining Table	Stained Veneer, Oak	Stained Hardwood, Oak
11	Sarah Dining Table	Engineered Stone, Carrara	Stained Hardwood, Oak
12 - 13	June Dining Chair	Loft, 34 Aqua	Stained Hardwood, Oak
12	June Dining Chair	Claro, 6009 Taupe	Stained Hardwood, Walnut
14	Jemma Dining Chair	Lenity, 8006 Walnut	Stained Hardwood, Walnut
15	Jemma Dining Chair	Louis, 908 Dominos	Stained Hardwood, Oak
16 - 17	Patrick Armchair Chair	Foundation, 202 Hemlock	Stained Hardwood, Oak
18 - 19	Clara Credenza	Body - Stained Veneer, Oak	
20 - 21	Jane Console	Engineered Stone, Carrara	Brushed Stainless Steel, Brass
22 - 23	Pippi Armchair	Front – Shimmer, 600 Pearl Back – Elizabeth, 602 Pearl	Stained Hardwood, Oak
	Pippi Footstool	Shimmer, 600 Pearl	Stained Hardwood, Oak
	Sarah Side Table	Stained Veneer, Oak	Stained Hardwood, Oak
	June Sofa	Loft, 3006 Royal Blue	Stained Hardwood, Oak
	Darren Coffee Table	Stained Veneer, Oak	Stained Veneer, Oak
24 - 25	June Sofa	Loft, 3006 Royal Blue	Stained Hardwood, Oak
26 - 27	Pippi Armchair	Front – Shimmer, 600 Pearl Back – Elizabeth, 602 Pearl	Stained Hardwood, Oak

PAGE	PRODUCT	FABRIC/TOP FINISH	FRAME FINISH
26	Pippi Footstool	Shimmer, 600 Pearl	Stained Hardwood, Oak
28 - 29	Sarah Side Table	Stained Veneer, Oak	Stained Hardwood, Oak
29	Sarah Side Table	Stained Veneer, Walnut	Stained Hardwood, Walnut
30 - 31	Jane Side Table	Stained Veneer, Oak	Brushed Stainless Steel, Powdercoated White
32 - 335	Darren Coffee Table	Stained Veneer, Oak	Stained Veneer, Oak
34 - 35	Clara TV Unit	Body - Stained Veneer, Oak	
36 - 37	Clara Desk	Stained Veneer, Oak	Brushed Stainless Steel, Natural
	June Dining Chair	Loft, 34 Aqua	Stained Hardwood, Oak
38 - 39	Clara Bedside Table	Stained Veneer, Oak	Brushed Stainless Steel, Brass
	Clara Bedhead	Theresa, 602 Ecru	Frame – Stained Veneer, Oak Frame Edge – Stained Hardwood, Oak
	Clara Bedhead	Theresa, 602 Ecru	Frame – Stained Veneer, Oak Frame Edge – Stained Hardwood, Oak
40 - 41	Clara Bedhead	Theresa, 602 Ecru	Frame – Stained Veneer, Oak Frame Edge – Stained Hardwood, Oak
42 - 43	Cleo Bedhead	Louis, 93 Wind	Frame – Stained Veneer, Oak Frame Edge – Stained Hardwood, Oak
44 - 45	Clara Bedside Table	Stained Veneer, Oak	Brushed Stainless Steel, Natural
	Jemma Dining Chair	Claro, 909 Charcoal	Stained Hardwood, Japan Black
46 - 47	Jemma Dining Chair	Lenity, 8006 Walnut	Stained Hardwood, Walnut
	Jemma Dining Chair	Louis, 908 Dominos	Stained Hardwood, Oak
	June Dining Chair	Loft, 34 Aqua	Stained Hardwood, Oak
58 - 59	June Dining Chair	Revolution, 9003 Steel	Stained Hardwood, Oak
	June Dining Chair	Claro, 6009 Taupe	Stained Hardwood, Walnut
	Clara TV Unit	Body - Stained Veneer, Oak	
BACK COVER	Jemma Dining Chair	Louis, 908 Dominos	Stained Hardwood, Oak
	June Dining Chair	Revolution, 9003 Steel	Stained Hardwood, Oak

