



**+torquay**

**botton+gardiner**







# About Us

Botton + Gardiner has been designing and manufacturing commercial furniture and waste solutions that foster cohesive and inclusive public spaces for almost 30 years.

Embedded in our core values is our commitment to quality, durability, sustainability and community. We take pride in crafting our collections locally, overseeing every aspect of design, engineering and manufacturing with meticulous attention to detail.

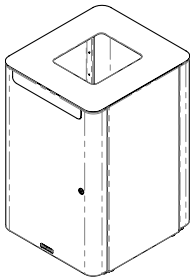




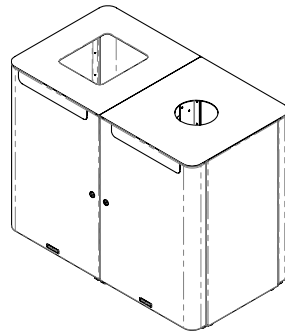
# **+** Contents

## **4** Create your Waste Station Family

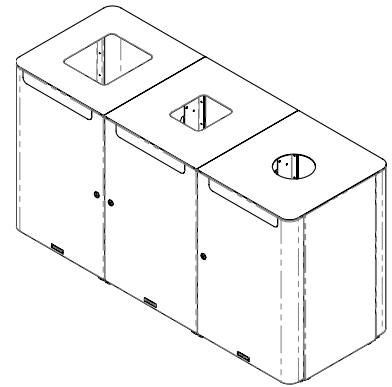
---



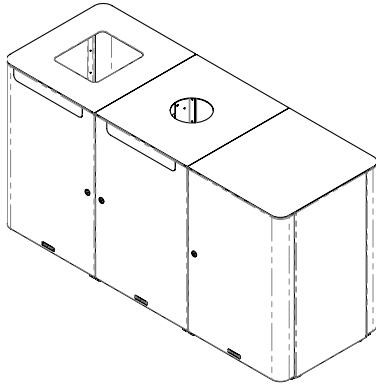
**7** Bin Housing  
Single



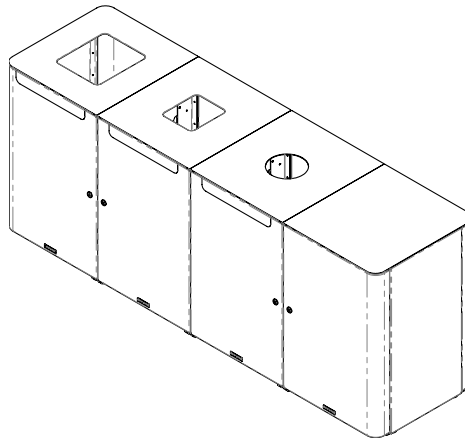
**9** Bin Housing  
Double



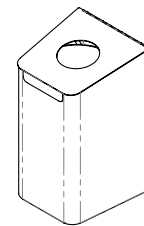
**11** Bin Housing  
Triple



**13** Bin Station  
Double + Cleaning  
Cupboard



**15** Bin Station  
Triple + Cleaning  
Cupboard



**17** Litter Bin

---

**18** Signage

**20** Features

**22** Powder-coats

**24** Product Sizes

**32** Product Specifications

**34** Coordinates

**36** Material differences


# + Torquay

## Beauty in the bin

Beautify and streamline public waste management with our Torquay Bins, a versatile family of bins thoughtfully designed for any commercial environment.

Crafted to blend seamlessly into any environment, these bins not only encourage recycling and composting through clear signage and adaptable waste streams but also enhance the aesthetic appeal of public spaces. Their practicality, including cleaning cupboards and planters, matched with aesthetic refinement offers a sophisticated solution for effective waste management.

For more information, check out the specifications on **p.32**




**Softened design**  
for seamless  
blending in any  
environment.

Expertly crafted from  
galvanised steel for  
high touch areas -  
combating corrosion  
and environmental wear.





Design options include  
Shroud and Hood Lids



Limiter  
option for  
recycling  
waste.



**New muted palette**  
carefully selected to  
complement various  
design schemes.



**100% recyclable**  
We locally source our steel panels.  
It means we know it uses recycled  
content and is 100% recyclable.



**Clear, intuitive  
signage**  
Effortless  
identification for  
users from any  
direction.

**Minimalist  
perforations**  
A sophisticated  
design element  
whilst also  
improving airflow.

# Create your Waste Station Family

The perfect bin family for any space.


Torquay Collection has been created with options to meet all your waste stream needs.

Options for indoor and outdoor transitions.



Introduce a touch of nature by adding a **Planter**.





Choose your signage colours to support effective recycling and waste management.

A versatile bin family offering options from 80L, 120L to 240L.

Add a **Cleaning Cupboard** and **Tray Return**, making this commercial bin not just a waste solution, but a multi-functional piece that contributes to a clean, organised and aesthetically pleasing environment.

Choose from 29 powder-coat colours to complement your brand or facility's aesthetic.

Whether you prefer bold or a more muted tone, the Torquay Collection offers a palette that suits every taste.





Torquay Bin Housing Single Capsule with Perforations and Small Signage |  
Powder-Coat: Dune (Bin Body) and Territory Red (Side Panel and Signage)

6 botton + gardiner | Torquay





# Bin Housing Single

The Torquay Bin Housing Single is a configurable bin that offers the flexibility to choose your preferred lid, powder-coat colours and signage. Personalise the design to perfectly match your space's aesthetic, and take it a step further by adding perforation for enhanced airflow and a modern touch.



## Capsule

Capacity:  
120L

Dimensions:  
610mm w x 668mm d  
x 956mm h



## Shroud

Capacity:  
120L

Dimensions:  
610mm w x 668mm d  
x 1097mm h



## Hood

Capacity:  
120L or 240L

Dimensions:  
120L - 610mm w x 668mm d  
x 1198mm h  
240L - 750mm w x  
830mm d x 1375mm h

---

## Choose your specification

1. Lid type - capsule, shroud or hood
2. Perforations (front + back) - yes / no
3. Powder-coat colour (body + lid) - See **p.22**
4. Signage - See **p.18**
  - A. Size - small or large
  - B. Colour



## Add

Planter for added aesthetic interest.  
See **p.20**







Torquay Bin Housing Double 240L with Hood + Limiter with Large Signage | Powder-Coat: Dune (Bin Body), Territory Red (General Waste), Paperbark (Recycling) and Dune (Signage)



# Bin Housing Double

The Torquay Bin Housing Double offers dual functionality for waste and recycling. Choose your lid from capsule, shroud or hood options, and select from 29 powder-coat colour options.



## Capsule

Capacity:  
2 x 120L

Dimensions:  
1220mm w x 668mm d  
x 956 mm h



## Shroud

Capacity:  
2 x 120L

Dimensions:  
1220mm w x 668mm d  
x 1097mm h



## Hood

Capacity:  
2 x 120L or 240L

Dimensions:  
120L - 1220mm w x  
668mm d x 1200mm h  
240L - 1500mm w x  
830mm d x 1372mm h

## Choose your specification



## Add

1. Lid type - capsule, shroud or hood
2. Recycling limiter (hood only) - yes / no
3. Perforation (front + back) - yes / no
4. Powder-coat colour (body + lid) -  
See **p.22**
5. Signage - See **p.18**
  - A. Size - small or large
  - B. Colour

Planter for added aesthetic interest.  
See **p.20**





Torquay Bin Housing Triple with Hood + Limiter with Small Signage | Powder-Coat: Dune (Bin Body), Territory Red (General Waste Hood + Signage), Mangrove (Organics Hood + Signage) and Paperbark (Recycling Hood + Limiter + Signage)



# Bin Housing Triple

The Torquay Bin Housing Triple is a versatile waste stream that includes general waste, organics and recycling. Select from 29 different powder-coat colours to personalise the body, lid and signage, allowing you to seamlessly integrate the bin into your space's design.



## Capsule

Capacity:  
3 x 120L

Dimensions:  
1830mm w x 668mm d  
x 956mm h



## Shroud

Capacity:  
3 x 120L

Dimensions:  
1830mm w x 668mm d  
x 1097mm h



## Hood

Capacity:  
3 x 120L

Dimensions:  
120L Hood - 1830mm w  
x 668mm d x 1200mm h

## Choose your specification



## Add

1. Lid type - capsule, shroud or hood
2. Recycling limiter (hood only) - yes / no
3. Perforation (front + back) - yes / no
4. Powder-coat colour (body + lid) -  
See **p.22**
5. Signage - See **p.18**
  - A. Size - small or large
  - B. Colour

Planter for added aesthetic interest.  
See **p.20**







Torquay Bin Station Double Capsule + Cleaning Cupboard with Perforations and Small Signage | Powder-Coat: Bass (Bin Body), Lobster (General Waste Signage), Moonlight (Recycling Signage)



# Bin Station Double + Cleaning Cupboard

Meet your high-traffic environment demands with the Bin Station Double plus Cleaners Cupboard. It allows organised storage for cleaning supplies and enables swift responses to spills and waste incidents.



## Capsule

Capacity:  
2x 120L

Dimensions:  
1830mm w x 668mm d  
x 965mm h



## Shroud

Capacity:  
2 x 120L

Dimensions:  
1830mm w x 668mm d  
x 1097mm h



Shroud includes  
tray return rails

## Choose your specification



## Add

1. Lid type - capsule or shroud
2. Perforations (front + back) - yes / no
3. Powder-coat colour (body + lid) -  
See **p.22**
4. Signage - See **p.18**
  - A. Size - small or large
  - B. Colour

Planter for added aesthetic interest.  
See **p.20**







Torquay Bin Station Triple with Shroud + Tray Return + Planter with Perforations and Small Signage | Powder-Coat: Bass (Bin Body), Lobster (General Waste Shroud + Signage), Leaf (Organics Shroud + Signage) and Moonlight (Recycling Shroud + Signage)



# Bin Station Triple + Cleaning Cupboard

A perfect solution for your waste management in high traffic areas such as food courts and shopping centres. The triple bin station comes with a cleaning cupboard to keep your space organised and clean.



## Capsule

Capacity:  
3 x 120L  
Dimensions:  
2440mm w x 668mm d  
x 956mm h

## Shroud

Capacity:  
3 x 120L  
Dimensions:  
2440mm w x 668mm d  
x 1097mm h

Shroud includes  
tray return rails

## Choose your specification



## Add

1. Lid type - capsule or shroud
2. Perforations (front + back) - yes / no
3. Powder-coat colour (body + lid) -  
See **p.22**
4. Signage - See **p.18**
  - A. Size - small or large
  - B. Colour

Planter for added aesthetic interest.  
See **p.20**







Torquay Litter Bin Back to Back | Powder-Coat:  
Bass (Bin Body), Moonlight (Recycling Signage)



# Litter Bin

Designed to combine functionality with a modern aesthetic, the Torquay Single Litter Bin is the ideal choice for keeping your space clean, organised, and visually appealing.



## Capsule

Capacity:

80L

Dimensions:

464mm w x 475mm d x 819mm h

---

## Choose your specification

1. Powder-coat colour (body + lid) - See **p.22**
2. Signage - See **p.18**
  - A. Size - small
  - B. Colour



## Add

Planter for added aesthetic interest. See **p.20**



# Signage

The Torquay Bin collection signage has been designed to elevate waste management by enhancing aesthetics to complement both the bin design and its environment, while also improving waste segregation with clear distinctions between waste types.

The design informs users about recyclable materials, promoting sustainability, and employs clear labels to reduce contamination and maintain the purity of recycling streams. This initiative fosters a culture of sustainability in community and business settings alike, encouraging responsible disposal practices. Available in both small and large sizes, the stainless steel powder-coated screen enhances the icons' defined lines, ensuring broad accessibility and versatility.

## Small Signage



## Large Signage



## Signage Colours

Our standard signage colours are featured below. See **p.22** for more colour options.







Torquay Bin Housing Double 240L with Hood + Limiter with Large Signage | Powder-Coat: Dune (Bin Body), Territory Red (General Waste), Paperbark (Recycling) and Dune (Signage)





# Features



## Cleaners Cupboard

The Cleaners Cupboard allows organised storage for cleaning supplies and enables swift responses to spills and waste incidents.

A two-shelf cupboard with S-hook compatible holes for pegboard accessories.



## Planter

The Torquay Planter merges practicality with plant life, enhancing settings with nature's style. Easily attached to bins or arrayed back-to-back, it elevates decor and saves space in shopping centres and offices.

We recommend a 250mm planter pot. Round pot only. 464mm w x 817mm h



## Tray Return

The Torquay Tray Return optimises food court efficiency by centralising tray returns, freeing staff for other tasks, and cutting cleanliness costs. Only available for Bin Stations.



## Limiter

Available exclusively with the Hood design, limiters on bins not only prevent wildlife access but also enhance safety, control litter, encourage waste sorting, manage odors, deter pests, and improve visual appeal.



## Perforation

Minimalist perforation that can be added to the front and back. A sophisticated design element whilst also improving airflow.





Torquay Litter Bin + Planter | Powder-Coat: Bass  
(Bin Body), Territory Red (General Waste Signage)





# Powder-coats

Powdercoating gives a uniform, durable, high quality and attractive finish that is low in VOCs. Powdercoated surfaces have good flexibility and wear resistance giving them long term performance in high traffic areas. This cost-effective finish has great UV resistance and durability in the elements.

## Core



### WHITE

INTERPON D1000  
satin  
GA124A

### BLACK

INTERPON D1000  
satin  
GN150A

### CHARCOAL

INTERPON D1000  
satin  
GL180A

### PALLADIUM SILVER

INTERPON D1000  
satin  
GY184C


### MATT BLACK

INTERPON D1000  
matt  
GN248A

### PEARL WHITE

INTERPON D1000  
gloss  
GA078A

## Textured



### CORE TEN

INTERPON D1000  
textured metallic  
GX350A

### ASTEROID

INTERPON D1000  
textured metallic  
GN271A

### BASS

INTERPON D1000  
textured metallic  
GN297A

### TEXTURA BLACK

INTERPON D1000  
textured  
GN305A



### TEXTURA MONUMENT

INTERPON D1000  
textured  
GL329A

### TEXTURA WHITE

INTERPON D1000  
textured  
GA330A

### TEXTURA PRIMROSE

INTERPON D1000  
textured  
GD331A

### TEXTURA DUNE

INTERPON D1000  
textured  
GL352A



## Solid




**COFFEE**  
OXYTECH OXYPLAST  
satin  
PR12/90494/CS17



**COVE**  
OXYTECH OXYPLAST  
satin  
PR12/81551/CS6



**MONUMENT®**  
DULUX DURALLOY®  
matt  
2609066M




**MEDIUM BRONZE KINETIC**  
DULUX ELECTRO®  
flat  
9068183F


## Signature



**DEEP OCEAN®**  
DULUX DURALLOY®  
satin  
2725125S



**WEDGEWOOD**  
DULUX DURALLOY®  
satin  
27250279



**MANGROVE®**  
DULUX DURALLOY®  
satin  
2726473S



**TERRITORY RED**  
DULUX DURALLOY®  
matt  
2724411M




**CLAYPOT**  
OXYTECH OXYPLAST  
satin  
PR12/91284/CS6



**PAPERBARK**  
DULUX DURALLOY®  
satin  
2723088S

## Bold



**BONDI BLUE**  
INTERPON D1000  
gloss  
GJ045A



**LEAF**  
DULUX DURATEC®  
INTENSITY®  
satin  
90N6167S



**SENSATION**  
INTERPON D1000  
gloss  
GF049A



**LOBSTER**  
INTERPON D1000  
satin  
GG155A

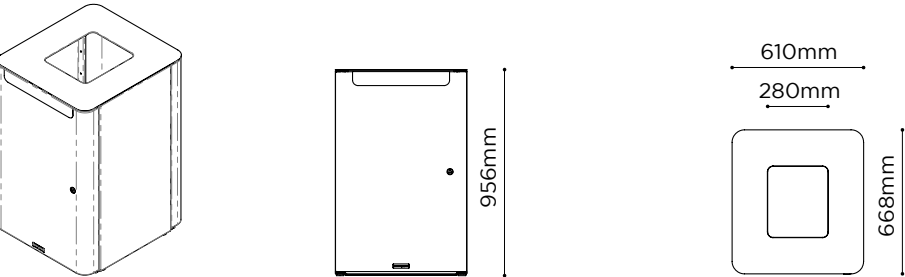


**MOONLIGHT**  
DULUX DURATEC®  
INTENSITY®  
satin  
9002004S

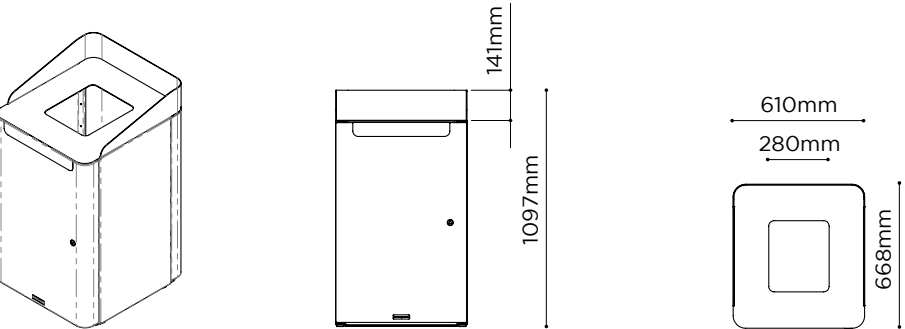
# Product Sizes

## Bin Housing Single

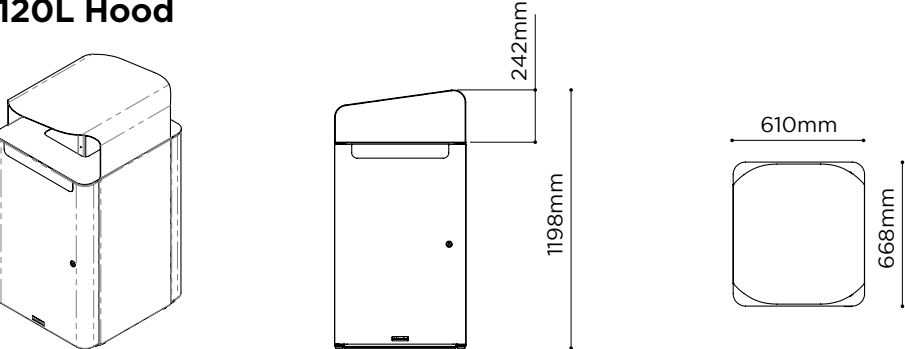
### 120L Capsule



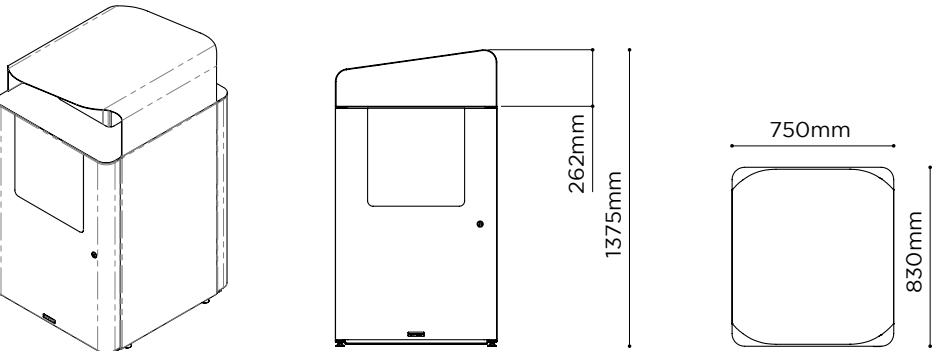
### 120L Shroud



### 120L Hood



### 240L Hood

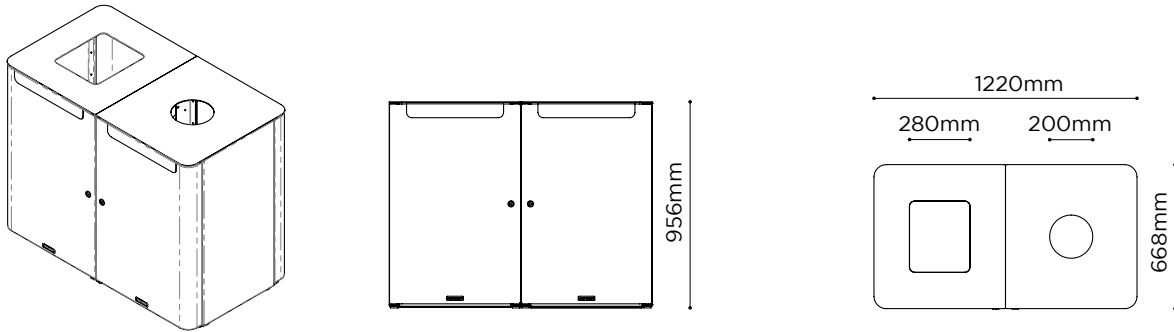




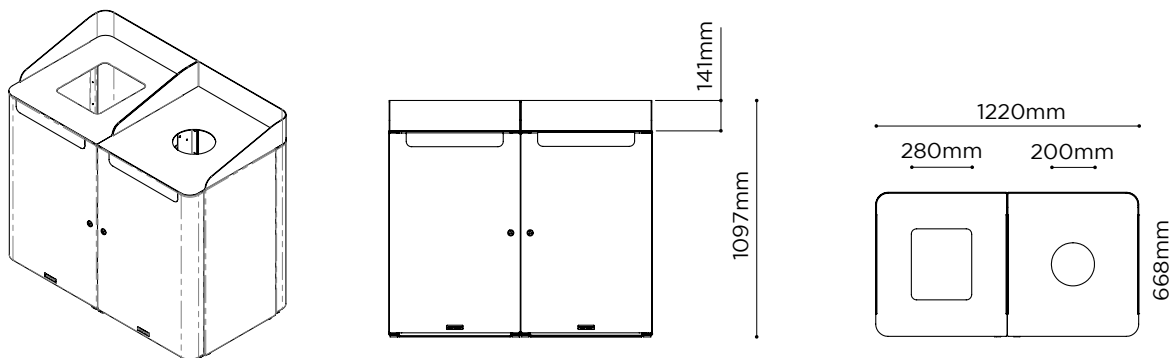
## Bin Housing Double

---

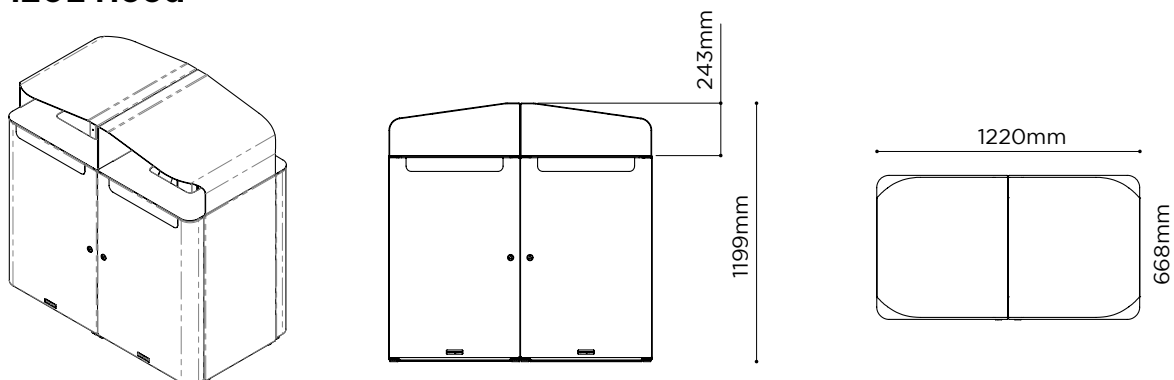
### 120L Capsule



### 120L Shroud

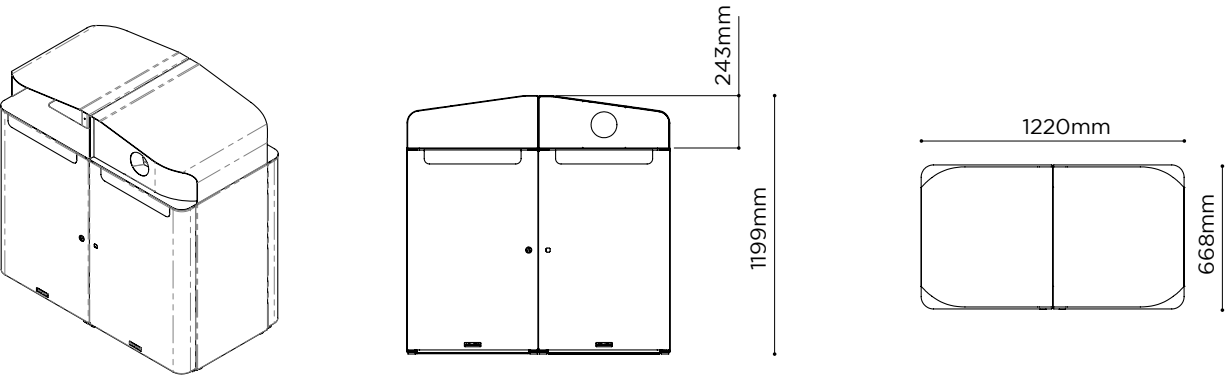


### 120L Hood

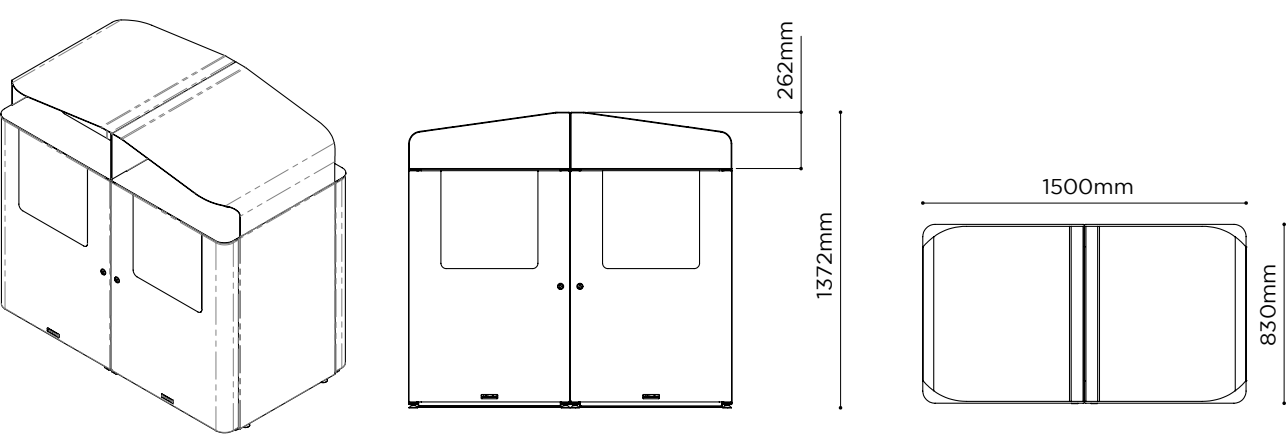


# Bin Housing Double

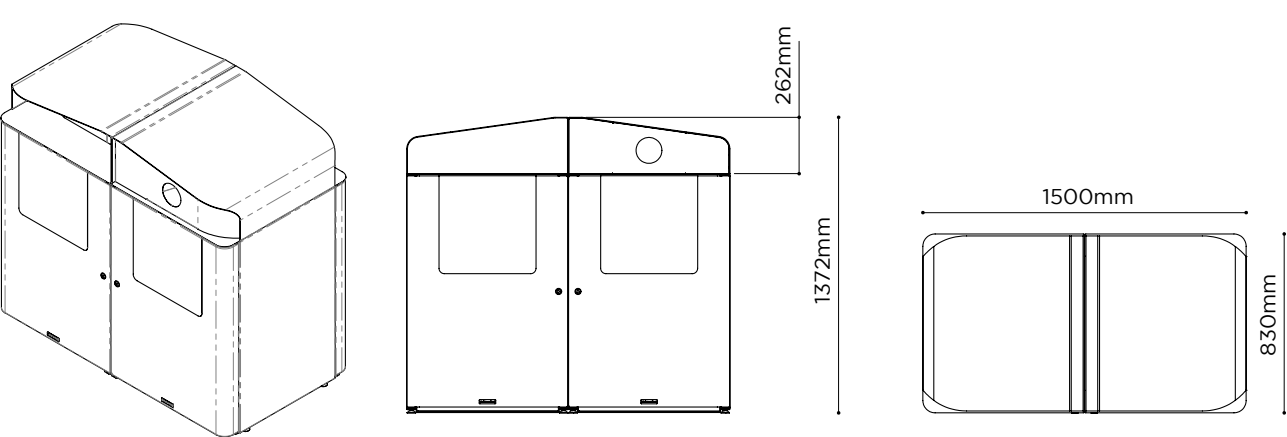
## 120L Hood with Limiter



## 240L Hood



## 240L Hood with Limiter

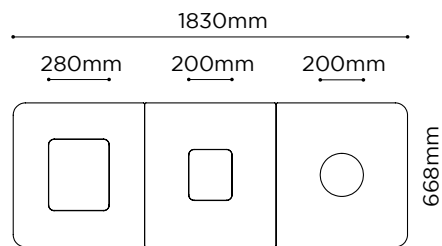
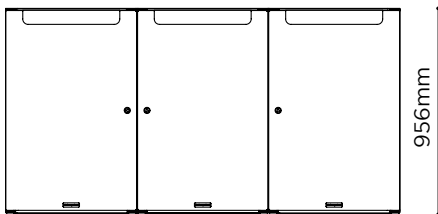
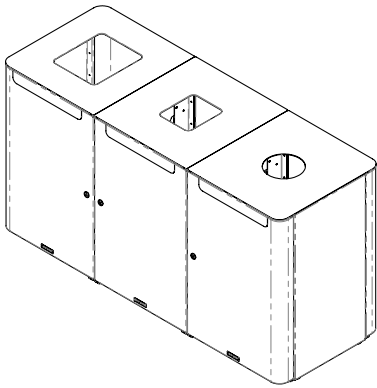




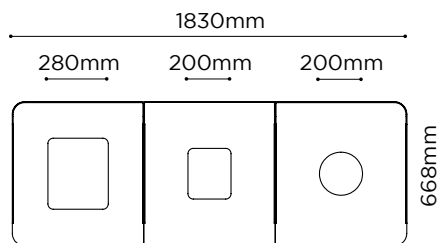
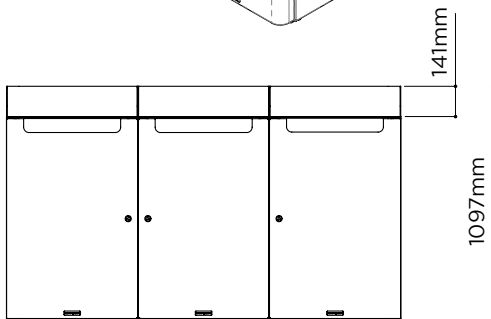
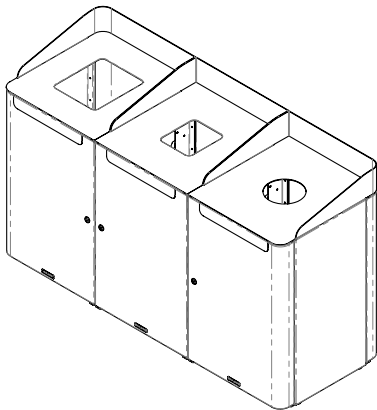
## Bin Housing Triple

---

### 120L Capsule

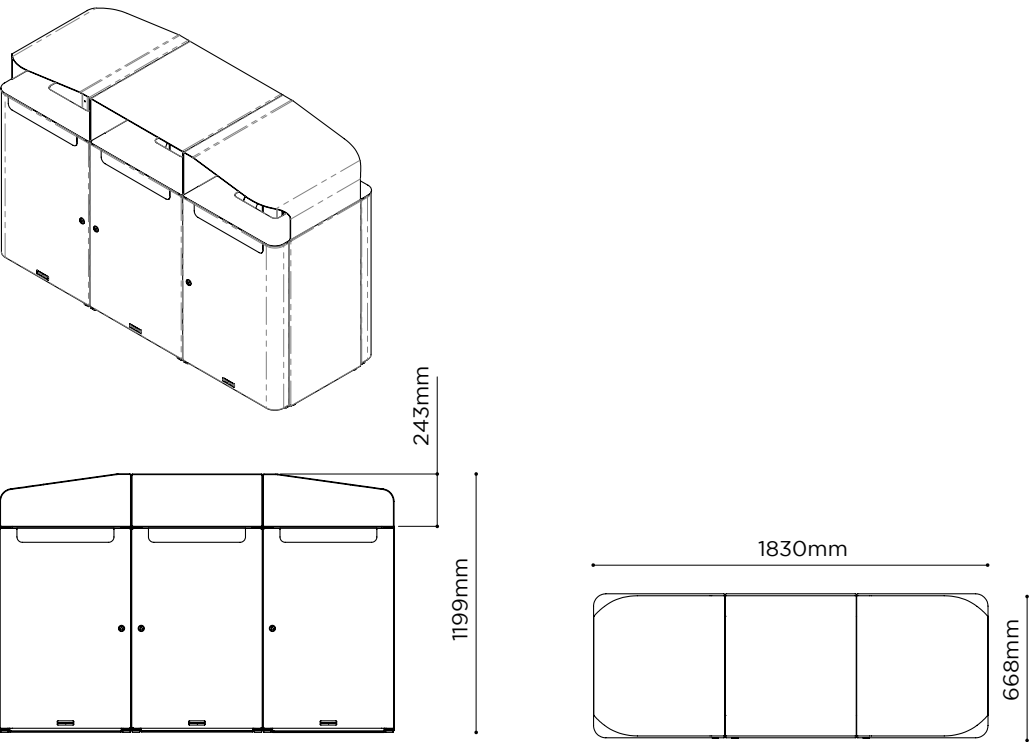


### 120L Shroud

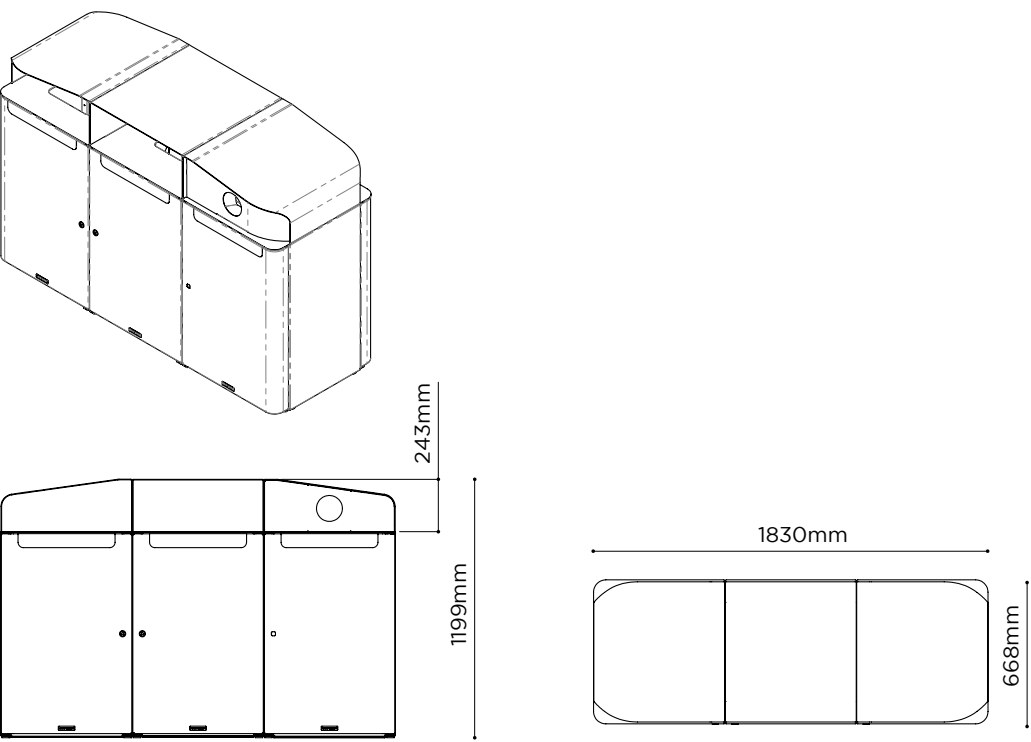


# Bin Housing Triple

## 120L Hood



## 120L Hood with Limiter

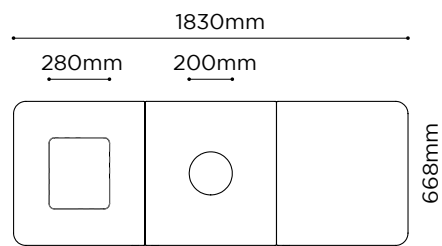
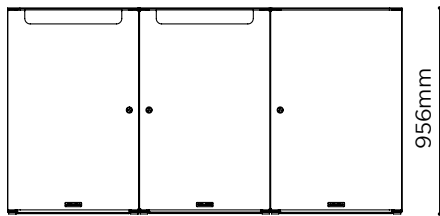
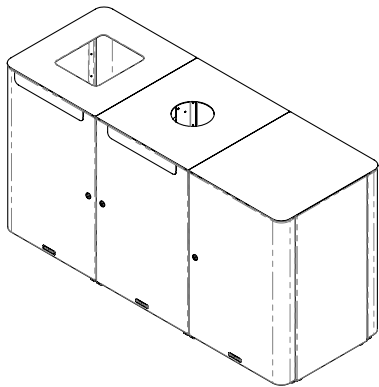




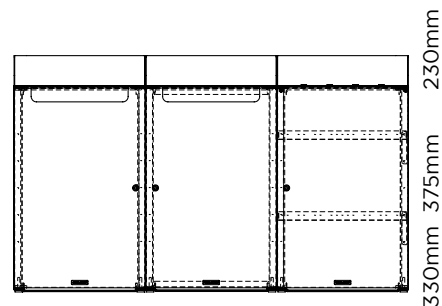
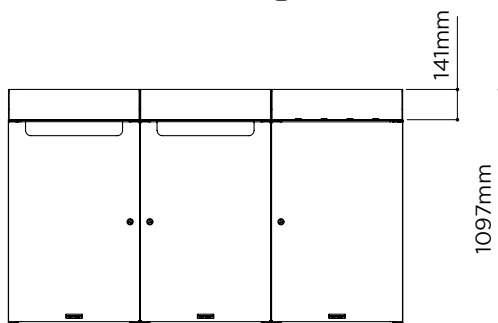
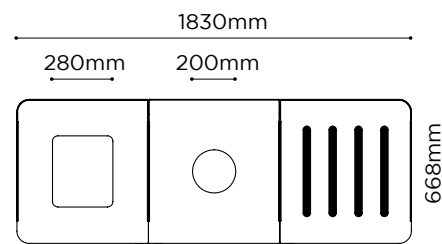
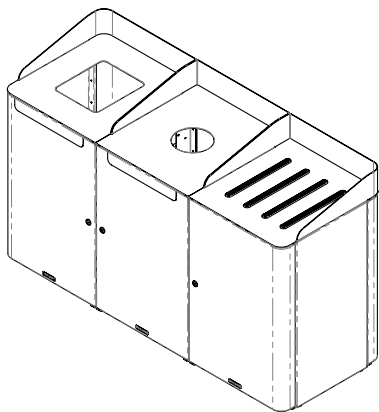
## Bin Station Double with Cleaning Cupboard

---

### 120L Capsule with Cleaning Cupboard

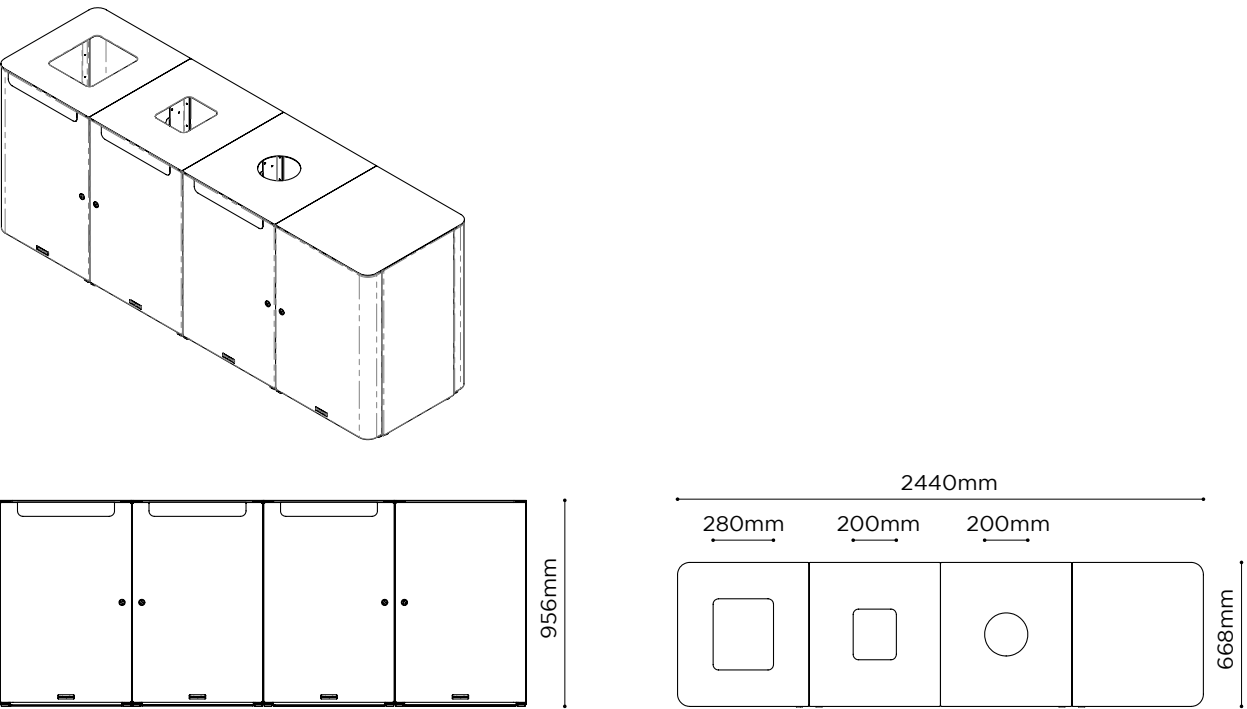


### 120L Shroud with Cleaning Cupboard

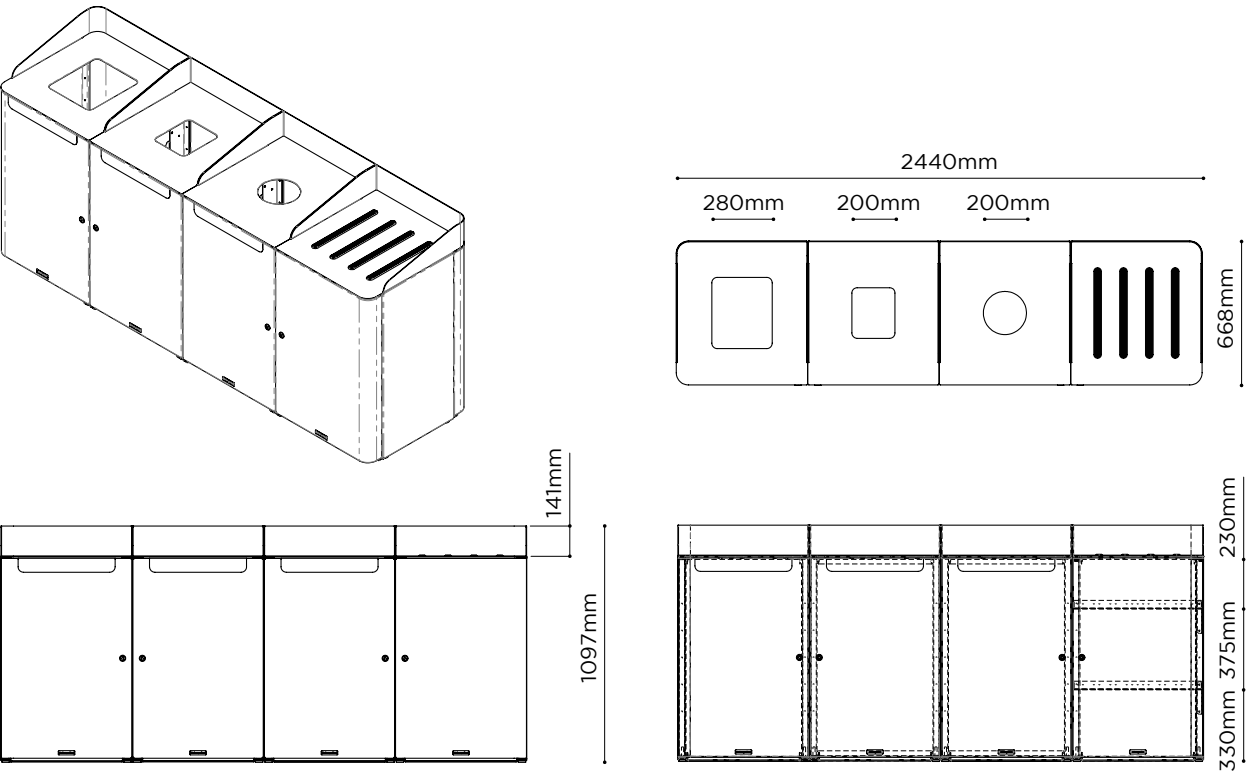


# Bin Station Triple with Cleaning Cupboard

## 120L Capsule with Cleaning Cupboard



## 120L Shroud with Cleaning Cupboard

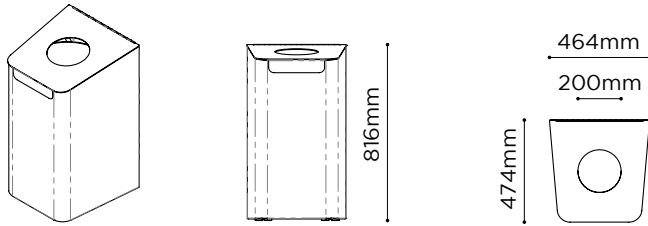




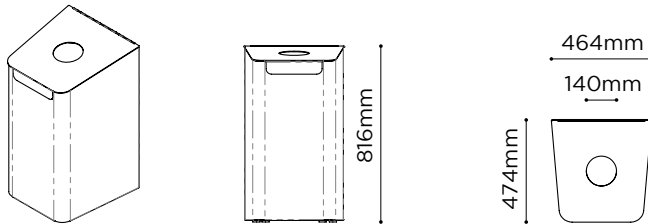
## Litter Bin

---

### 80L General Waste

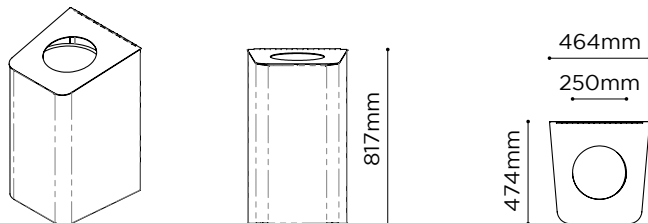


### 80L Recycled



## Planter

---



# Product Specifications

---

## Finishes

Body: Powder-coated galvanised mild steel

Lids: Powder-coated stainless steel

We source our steel locally which means we know it uses recycled content and is 100% recyclable.

---

## Supplied As

Fully assembled individual units including levelling feet.

For Doubles / Triples, use hardware supplied to fix units together.

---

## Fixing Method

All Torquay Bins require floor fixing except the Litter Bin which can be free-standing.

Floor fixed by others (anchors not included).

---

## Lead Time

4 – 6 weeks

---

## Care + Maintenance

- Carefully remove any loose surface deposits with a wet sponge or soft-bristled brush.
  - Use a soft (non-abrasive) cloth or brush and a diluted solution of mild detergent and warm water.
  - Ensure surfaces are thoroughly rinsed with clean fresh water after cleaning to remove all residues.
  - Never use thinners, abrasive cleaning agents, alcohol-based, acid or alkali cleaning agents.
- 

## Warranty

5 years

For complete specifications, please visit [bottongardiner.com.au](http://bottongardiner.com.au)





Torquay Bin Housing Single Capsule with Perforations and Small Signage | Powder-Coat: Dune (Bin Body) and Territory Red (Side Panel and Signage)





# Coordinates

Botton + Gardiner has a large range of coordinating pieces to complete any setting. From planters for greenery and screening, tables for dining and flexible use pause points, or bike racks to accommodate cyclists. Be inspired by the selection below or visit our website for our full range.

## Outdoor



Prospect Drinking Fountain



Prospect Bike Rack



Contour All In One Setting

## Indoor



Trio Stool



Woody Chair



Ribbon Table Base  
& Casino Chair



Stoked Fixed Table Base



Fixed Low Stool





Torquay Bin Housing Double 240L with Hood + Limiter with Large Signage | Powder-Coat: Dune (Bin Body), Territory Red (General Waste), Paperbark (Recycling) and Dune (Signage)

# Material differences

We are committed to international sustainability standards  
- from design to disposal.



## Recycled Materials

We locally source our steel and our aluminium. It means we know it uses recycled content and is 100% recyclable.



## Low Pollutants

Our powder-coating process doesn't emit VOCs and has Environmental Product Declarations (EPDS) that enable projects to qualify for LEED credits.



## Mindful Manufacturing

Our local manufacturing minimises, sorts and responsibly disposes of physical and airborne waste material, while reducing carbon-intensive transportation.

---

100% locally-made



## Superior Quality From Design to Delivery

With an in-house team overseeing every aspect, we maintain full control over the design and development process, ensuring our products are dynamic and adaptable. Collaborations between clients, our designers and manufacturing teams guarantee solutions that meet our clients' specific requirements.



## Shortened Lead Times, Reduced Carbon Footprint

High quality is paramount from manufacture through to delivery, all within shorter lead times. By manufacturing locally, we allocate more time for production and reduce delivery times, while also decreasing our reliance on carbon-intensive transportation.





Adjust our bins to your project needs.  
Contact us for industrial design services

The Botton + Gardiner range is customisable to your  
project. Please get in touch with your local contact  
or call 1300 762 701 for details.





1300 762 701  
[bottongardiner.com.au](http://bottongardiner.com.au)

**botton+gardiner**