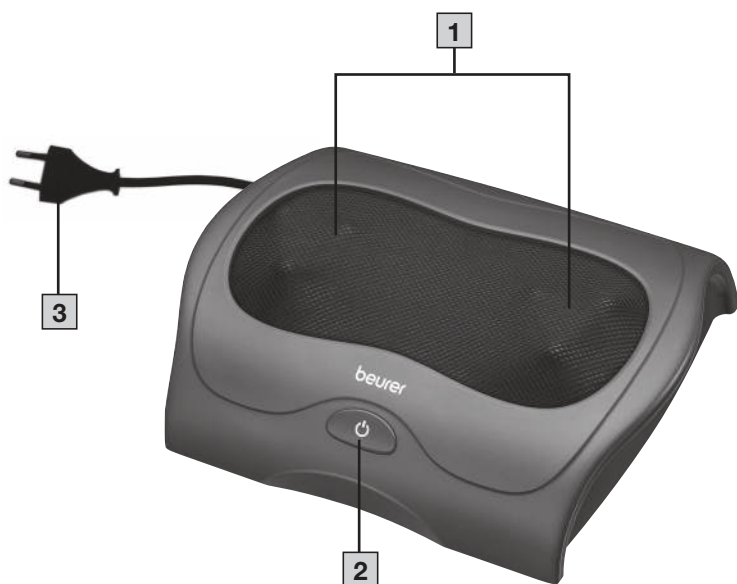


beurer

FM 39



EN Shiatsu foot massager
Instruction for Use





Read these instructions for use carefully and keep them for later use, be sure to make them accessible to other users and observe the information they contain.

⚠ WARNING

- The device is only intended for domestic/private use, not for commercial use.
- This device may be used by children over the age of 8 and by people with reduced physical, sensory or mental skills or a lack of experience or knowledge, provided that they are supervised or have been instructed on how to use the device safely, and are fully aware of the consequent risks of use.
- Children must not play with the device.
- If the mains connection cable of this device is damaged, it must be disposed of. If it cannot be removed, the device must be disposed of.
- The device has a hot surface. Persons sensitive to heat must be careful when using the device.
- Never insert any objects into openings on the device, and never insert anything into the rotating parts. Make sure that all moving parts can move freely at all times.
- Cleaning and user maintenance must not be performed by children unless supervised.
- Under no circumstances should you open or repair the device yourself, as faultless functionality can no longer be guaranteed thereafter. Failure to adhere to this instruction will void the warranty.

CONTENTS

1. Items included in the package	3	7. Use	5
2. Explanation of symbols	3	8. Care and storage.....	5
3. Warnings and safety notes	4	9. In the event of problems.....	5
4. Proper use	4	10. Technical specifications	5
5. Appliance description	5	11. Disposal.....	5
6. Start-up	5	12. Warranty / Service	5

1. ITEMS INCLUDED IN THE PACKAGE

Check that the exterior of the cardboard delivery packaging is intact and make sure that all contents are present. Before use, ensure that there is no visible damage to the device or accessories and that all packaging material has been removed. If you have any doubts, do not use the device and contact your retailer or the specified Customer Service address.

- 1 x Shiatsu foot massager
- 1 x These operating instructions

2. EXPLANATION OF SYMBOLS








The following symbols are used on the device, in these instructions for use, on the packaging and on the type plate for the device:

⚠ WARNING

Indicates a potentially impending danger. If it is not avoided, there is a risk of death or serious injury.

⚠ CAUTION

Indicates a potentially imminent hazard. If it is not avoided, slight or minor injuries may result.

	Product information Note on important information
	Protection class II device
	Read the instructions
	For indoor use only
	Separate the packaging elements and dispose of them in accordance with local regulations.
	The electronic device must not be disposed of with household waste
	Manufacturer
	CE labelling This product satisfies the requirements of the applicable European and national directives.
	United Kingdom Conformity Assessed Mark
	The products demonstrably meet the requirements of the Technical Regulations of the EAEU.
	Marking to identify the packaging material. A = Material code, B = Material number: 1-7 = Plastics, 20-22 = Paper and cardboard
	Separate the product and packaging elements and dispose of them in accordance with local regulations.
	Importer

3. WARNINGS AND SAFETY NOTES

Please read these operating instructions carefully. Failure to observe the information provided below can lead to personal injury or material damage. Keep these instructions in a safe place where they can also be read by other persons using the device. Always pass on these instructions together with the appliance if you sell it or pass it on.

⚠ WARNING

Keep children away from the packaging materials. Risk of suffocation.

Electric shock

⚠ WARNING

- Just like any other electrical appliance, this massage device must be handled with due care and attention in order to prevent the risk of electric shock.
- For this reason, the device must only be operated as follows:
 - With the mains voltage specified on the device only.
 - Do not use the device if damage to the device itself or any of its accessories is evident.
 - Never use the appliance during a thunderstorm.
- In the event of a defect or malfunction, switch the device off immediately and disconnect it from the power supply. Never pull on the power cable or on the appliance in order to disconnect the plug from the mains outlet. Never hold or carry

the device by the power cable. Keep the cables away from hot surfaces. Never open the device for any reason.

- Make sure that the massage device, the switch, the power supply unit and the cable do not come into contact with water, steam or other fluids.
- For this reason, the device must only be operated as follows:
 - Only in dry inside rooms (e.g. never in the bathtub or sauna).
 - Only with dry hands.
- Do not pull, twist or kink the power cord. Do not stick in any pins, needles or sharp objects. Take care not to lay out or pull the power cord over sharp or pointed objects.
- Never try to retrieve the device if it falls into water. Disconnect the plug immediately from the mains outlet.
- Do not use the device if damage to the device itself or any of its accessories is evident.
- Do not subject the device to any impact and do not drop it.

Repairs

⚠ WARNING

Repairs to electrical appliances must only be carried out by qualified persons. Incorrect repairs can lead to considerable danger for the user. In the event of repairs, please contact our customer service or an authorized dealer.

Fire hazard

⚠ WARNING

- There is a risk of fire if the device is used incorrectly or if it is not used according to these operating instructions.
- For this reason, the massage device must only be operated as follows:
 - Never leave the device unsupervised, particularly if children are around.
 - Never use the device under covers, such as blankets or pillows.
 - Never use the device in the vicinity of petrol or other easily flammable materials.

Handling

⚠ CAUTION

- Switch the device off and disconnect the power supply after every use and before every cleaning.
- Never sit or stand on the moving parts of the device with all your weight and do not place objects on the device.
- Keep the device away from high temperatures.


4. PROPER USE

- This device is intended for foot massage. Do not use the massager if one or several of the following warnings applies to you. If you are unsure whether the massager is suitable for you, please consult your doctor.
- Do not use the massager
 - if you have a changes caused by disease or injury in the region of your foot (e.g. open wounds, warts, fungal infection),
 - with animals,
 - no longer than 15 minutes.
- Never allow the unit to operate unsupervised.
- Children should be supervised to ensure that they do not use the device as a toy.
- You should consult your doctor before using the massager, especially
 - if you are unsure whether the massager is suitable for you

- if you suffer from a serious illness or are recovering from an operation on one of your feet,
 - if you have diabetes or thrombosis,
 - if you have leg or foot conditions (e.g. varicose veins, vein inflammations),
 - if you have pains of unclear origin.
- The device is only intended for the purpose described in the operating instructions. The manufacturer cannot be held liable for damage occurring as a result of inappropriate or careless use.

5. APPLIANCE DESCRIPTION




The associated drawings are shown on page 2.

- 1** Platform with 3 massage heads that rotate in opposite directions.
- 2** Button 
 - Press 1x: Shiatsu massage
 - Press 2x: activates the heat function
 - Press 3x: off
- 3** Mains plug


6. START-UP

- Remove the packaging.
- Check the device, power supply and cables for damage.
- Connect the device to the mains power supply.
- Route the cable safely so that there is no risk of anyone tripping over it.

7. USE

When seated comfortably place your feet on the two platforms. The rubber feet on the base of the unit prevent it from sliding. Switch on the massager with the  button. Press the  button again to activate the heat function. Press the  button repeatedly to switch the device off.

The massage must be pleasant and relaxing at all times. Stop the massage or change your position or the contact pressure if you find it is painful or unpleasant.

-  Do not use the massage device for longer than 15 minutes. Otherwise, using the device for longer can over-stimulate the muscles and cause tension instead of relaxation.

Massage of a specific point on the sole of the foot may influence the corresponding organ of the body. However, we recommend studying relevant literature and asking your doctor before using point reflex zone massage to achieve the desired effect.

8. CARE AND STORAGE

Cleaning

WARNING

- Disconnect the device before cleaning it.
- Only clean the appliance in the manner specified. Fluid must never be allowed to enter into the device or accessories.
- Clean the device with a slightly damp cloth. If it is very dirty, you can also moisten the cloth with a mild soapy solution.
- Small marks can be removed using a cloth or damp sponge, and some liquid delicate laundry detergent where necessary. Do not use any solvent-based cleaning products.
- Do not use the device again until it is completely dry.

Storage

If you do not use the device for longer periods, we recommend storing it in the original packaging in a dry place without weighing it down.

9. IN THE EVENT OF PROBLEMS

Problem	Cause	Remedy
Massage heads rotating at reduced speed.	The load on the massage heads is too great.	Release the massage heads.
Massage heads not moving.	Appliance not connected to the power supply.	Connect the plug to the mains supply and switch on the appliance.
	Overheating protection tripped.	Disconnect the device from the power supply, wait at least 15 minutes, then plug in again and switch on.

10. TECHNICAL SPECIFICATIONS

Disposal	220-240 V~, 50/60 Hz, 25 W
Dimensions	30 x 23 x 9.9 cm
Weights	aprox. 1.47 kg

11. DISPOSAL

For environmental reasons, do not dispose of the device in household waste at the end of its service life. Dispose of the device at a suitable local collection or recycling point. Observe the local regulations for material disposal. Dispose of the device in accordance with EC Directive – WEEE (Waste Electrical and Electronic Equipment). If you have any questions, please contact the local authorities responsible for waste disposal. You can obtain the location of collection points for old devices from the local authorities.



12. WARRANTY / SERVICE

Further information on the guarantee and guarantee conditions can be found in the guarantee leaflet supplied.



UK Importer: Beurer UK Ltd., Suite 16, Stonecross Place, Stonecross Lane North, WA3 2SH Lowton,
United Kingdom



Beurer GmbH • Söflinger Str. 218 • 89077 Ulm, Germany • www.beurer.com
www.beurer-healthguide.com • www.beurer-gesundheitsratgeber.com

