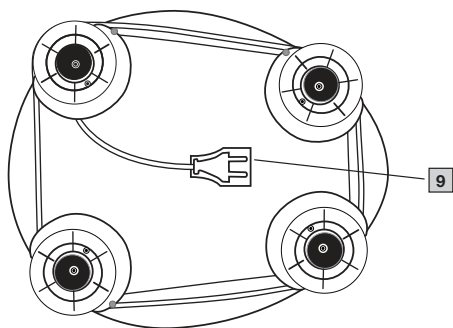
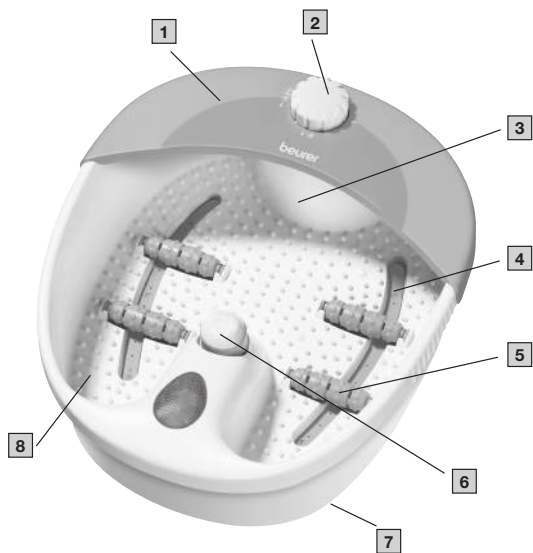




EN Shiatsu foot massager	
Foot Spa.....	4





Read these instructions for use carefully and keep them for later use, be sure to make them accessible to other users and observe the information they contain.

! WARNING

- The unit is only intended for domestic/private use, not for commercial use.
- This device may be used by children over the age of 8 and by people with reduced physical, sensory or mental skills or a lack of experience or knowledge, provided that they are supervised or have been instructed on how to use the device safely, and are fully aware of the consequent risks of use.
- Children must not play with the device.
- If the mains connection cable of this device is damaged, it must be disposed of. If it cannot be removed, the device must be disposed of.
- If water leaks from the appliance, the appliance should no longer be used.
- The device has a hot surface. Persons insensitive to heat must be careful when using the device.
- Under no circumstances should you open or repair the device yourself, as faultless functionality can no longer be guaranteed thereafter. Failure to adhere to this instruction will void the warranty.
- Cleaning and user maintenance must not be performed by children unless supervised.

Table of contents

1. Included in delivery	5	7. Operation.....	8
2. Signs and symbols	5	8. Cleaning and maintenance.....	9
3. Intended use.....	6	9. Disposal.....	9
4. Warnings and safety notes.....	6	10. Technical specifications	9
5. Device description.....	8	11. Warranty / Service.....	9
6. Start-up	8		

1. INCLUDED IN DELIVERY

Check that the device packaging has not been tampered with and make sure that all contents are present. Before use, ensure that there is no visible damage to the device or accessories and that all packaging material has been removed. If you have any doubts, do not use the device and contact your retailer or the specified Customer Services address.

- 1 x Foot spa
- 1 x These operating instructions
- 1 x Massage attachment
- 1 x Brush
- 1 x Portable pedicure device

2. SIGNS AND SYMBOLS

The following symbols are used on the device, in these instructions for use, on the packaging and on the type plate for the device:

	Warning Warning instruction indicating a risk of injury or damage to health		Manufacturer
	Important Safety note indicating possible damage to the device/accessory		CE labelling This product satisfies the requirements of the applicable European and national directives.
	Product information Note on important information		Certification symbol for products that are exported to the Russian Federation and members of the CIS
	Protection class II device The device is double-protected and thus corresponds to protection class 2		Separate the packaging elements and dispose of them in accordance with local regulations.
	Only use indoors.		Marking to identify the packaging material. A = Material code, B = Material number: 1-7 = Plastics, 20-22 = Paper and cardboard
	Read the instructions		Separate the product and packaging elements and dispose of them in accordance with local regulations.
	Disposal in accordance with the Waste Electrical and Electronic Equipment EC Directive – WEEE		Importer symbol
	United Kingdom Conformity Assessed Mark		

3. INTENDED USE

This device is solely intended for the care of your feet.



WARNING

Do not use the footbath

- if you have a changes caused by disease or injury in the region of your foot (e.g. open wounds, warts, fungal infection),
- with animals,
- for longer than 20 minutes (danger of overheating) and allow it to cool for at least 15 minutes before using it again.

Never allow the footbath to operate unsupervised.

Children should be supervised to ensure that they do not use the device as a toy.

You should consult your doctor before using the footbath

- if you are not sure whether the footbath is suitable for you,
- if you suffer from a serious illness or are recovering from an operation on one of your feet,
- if you have diabetes or thrombosis,
- if you have leg or foot conditions (e.g. varicose veins, vein inflammations),
- if you have pains of unclear origin.

The device is only intended for the purpose described in these operating instructions. The manufacturer cannot be held liable for damage occurring as a result of inappropriate or careless use.

4. WARNINGS AND SAFETY NOTES

Failure to observe the information provided below can lead to personal injury or material damage.

Always pass on these instructions together with the appliance if you sell it or pass it on.



WARNING

- Keep children away from the packaging materials. Risk of suffocation.
- Before use, make sure that the device and accessories do not show any visible signs of damage. If you are in any doubt, do not use it and contact your dealer or a specified customer service address.
- If any fault or malfunction should occur during use, switch the unit off immediately and remove the plug from the mains socket. Never attempt to repair the unit yourself. Improper repairs can expose the user to considerable risks.
- Do not stretch, twist or kink the power cord. Do not stick in any pins, needles or sharp objects.
- Do not position the power cord on or pull it over sharp or pointed objects.
- Insert the plug into a socket that is protected from moisture, water and water spray.
- To fill the foot bath, it must not be placed in the shower, bath tub or wash basin.
- Do not open the case under any circumstances.
- If the device has been dropped or otherwise damaged, it must not be used again.
- Repairs to electrical appliances must only be carried out by qualified persons. Incorrect repairs can lead to considerable danger for the user. In the event of repairs, please contact our customer service or an authorised dealer.
- Warm foot baths with arnica, rosemary or sea salt extracts get the circulation going. Lukewarm foot baths with lavender or thyme have a relaxing effect and are a blessing for exhausted feet.

Electric shock



WARNING

Just like any other electrical appliance, this massage device must be handled with due care and attention in order to prevent the risk of electric shock.

For this reason, the device must only be operated as follows:

- With the mains voltage specified on the device only.
- Do not use the device if damage to the device itself or any of its accessories is evident.
- Never use the appliance during a thunderstorm.

In the event of a defect or malfunction, switch the device off immediately and disconnect it from the power supply. Never pull on the power cable or on the appliance in order to disconnect the plug from the mains outlet. Never hold or carry the device by the power cable. Keep the cables away from hot surfaces. Never open the device for any reason.

If the power cord of the device is damaged, it must be replaced by the manufacturer or an authorised customer service technician.

Make sure that the massage device, the switch, the power supply unit and the cable do not come into contact with water, steam or other fluids.

For this reason, the device must only be operated as follows:

- Only in dry inside rooms (e.g. never in the bathtub or sauna).
- Only with dry hands.

Never immerse the device in water. Never try to retrieve the device if it falls into water. Disconnect the plug immediately from the mains outlet.

Fire hazard



WARNING

There is a risk of fire if the device is used incorrectly or if it is not used according to these operating instructions.

For this reason, the massage device must only be operated as follows:

- Never leave the device unsupervised, particularly if children are around.
- Never use the device under covers, such as blankets or pillows.
- Never use the device in the vicinity of petrol or other easily flammable materials.

Handling



IMPORTANT

The device must be switched off at the main switch and disconnected from the mains every time after use and before cleaning.

- Never sit or stand on the moving parts of the device with all your weight and do not place objects on the device.
- Keep the device away from high temperatures.

5. DEVICE DESCRIPTION

The associated drawings are shown on page 3.

- | | |
|---|---|
| <ul style="list-style-type: none">1 Splash protection2 Rotary switch3 Water level mark4 Bubble strip5 Massage attachment | <ul style="list-style-type: none">6 Removable pedicure attachments<ul style="list-style-type: none">a Corn and callous removerb Brushc Massage attachment7 Rubber feet (bottom side)8 Foot rest with massage nodules9 Cord winder (bottom of device) |
|---|---|





6. START-UP

- Remove the packaging
- Check the device, power supply and cables for damage.
- Before plugging in the footbath fill it with warm water no higher than the level indicator (approx. 4-5 cm). The foot rest should, however, be completely covered with water.
- Ensure that the rotary switch is set to "⓪" before the unit is connected to the mains.
- Route the cable safely so that there is no risk of anyone tripping over it.
- Place the foot bath on a firm and level surface.

Make yourself comfortable in a chair and place your feet on the foot rest and apply slight pressure. Never stand up in the foot bath. The rubber feet on the base of the unit prevent it from sliding.

7. OPERATION

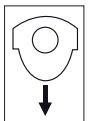
Set the desired function on the rotary switch:

- Off ⓪
- Vibration massage + infrared light ≈, 
- Heat + bubble massage  
- Heat + bubble and vibration massage + infrared light   ≈, 

Massage roller

You can experience a special massage effect by moving your feet back and forth on the four massage rollers integrated into the bottom of the footbath. The massage rollers can optionally be removed by pulling them firmly upwards.

When installing the rollers, make sure that the roller fixing points downwards, as shown in the illustration.



Removable attachments

Place the desired attachment on the holder in the centre.

The **brush attachment** can be used to stimulate the reflex zones in the soles of your feet

The **massage attachment** provides a soothing massage for your feet and promotes the circulation.

The **corn and callus remover** is used to remove dead skin cells and calluses.

NOTE

- Massage of a specific point on the sole of the foot may influence the corresponding organ of the body. However, we recommend studying relevant literature and asking your doctor before using point reflex zone massage to achieve the desired effect.
- The footbath can also be used without water.

After use pour the water out over the narrow side of the footbath.

8. CLEANING AND MAINTENANCE

After use rinse the unit with tap water. The foot bath can be cleaned with a mild, non-foaming household cleaner, e.g. neutral vinegar. To dry the air lines, switch to the bubble setting without water for approx. 1 minute.

NOTE

- Do not allow water to penetrate the interior of the footbath.
- Store the footbath in its original packaging in a dry area.
- Do not leave it open for an extended period.

9. DISPOSAL

For environmental reasons, do not dispose of the device in the household waste at the end of its useful life. Dispose of the unit at a suitable local collection or recycling point.

Dispose of the device in accordance with EC Directive – WEEE (Waste Electrical and Electronic Equipment). If you have any questions, please contact the local authorities responsible for waste disposal.



10. TECHNICAL SPECIFICATIONS

Supply:	220-240 V~, 50/60 Hz, 120 W
Dimensions:	35 x 38 x 18 cm
Weight:	approx. 2 kg

11. WARRANTY / SERVICE

Further information on the guarantee and guarantee conditions can be found in the guarantee leaflet supplied.



Beurer UK Ltd., Suite 16, Stonecross Place, Yew Tree Way
WA3 2SH Golborne, United Kingdom



Beurer GmbH • Söflinger Str. 218 • 89077 Ulm, Germany
www.beurer.com • www.beurer.healthguide.com
www.beurer-gesundheitsratgeber.com



636.05_FB20_2023-04-26_05_IM1_BEU_EN