

# beurer


## FM 28



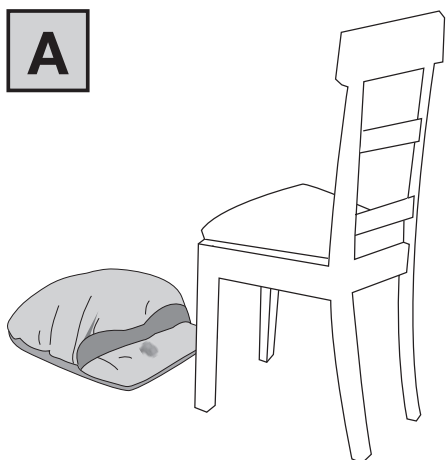
**EN** Foot massage cushion with heat function  
Instructions for use..... 4

CE

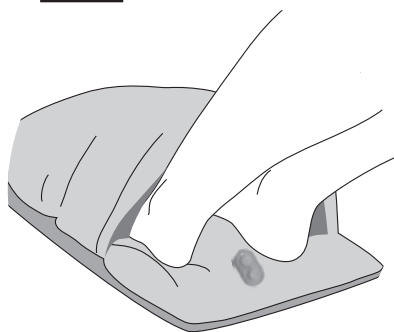




**A**



**B**





Read these instructions for use carefully. Observe the warnings and safety notes. Keep these instructions for use for future reference. Make the instructions for use accessible to other users. If the device is passed on, provide the next user with these instructions for use.

### **▲ WARNING**

- The device is only intended for domestic/private use, not for commercial use.
- This device may be used by children over the age of 8 and by people with reduced physical, sensory or mental skills or a lack of experience or knowledge, provided that they are supervised or have been instructed on how to use the device safely, and are fully aware of the consequent risks of use.
- This device must not be used by very young children (0-3 years old) as they are unable to respond to overheating.
- Children must not play with the device.
- Cleaning and user maintenance must not be performed by children unless supervised.
- If the mains connection cable of this device is damaged, it must be disposed of. If it cannot be removed, the device must be disposed of.
- Do not insert any objects into the device apertures. Ensure that the moving parts can move freely at all times.
- Under no circumstances should you open or repair the device yourself, as faultless functionality can no longer be guaranteed thereafter. Failure to comply will invalidate the guarantee.
- Non-observance of the warnings and safety notes may result in personal injury or material damage (electric shock, skin burns, fire). The warnings and safety notes are not only intended to protect your health and the health of others; they will also protect the product. For this reason, pay attention to these warning and safety notes and include these instructions for use when handing over the product to others.
- The device must not be used by persons who are not sensitive to heat or by other vulnerable persons who may not be able to react to overheating (e.g. diabetics, persons with skin alterations due to illness or scarred tissue in the application area, after taking pain relief medication or alcohol).

CONTENTS

1. Included in delivery .....	5	7. What if there are problems? .....	7
2. Signs and symbols .....	5	8. Disposal .....	7
3. Warnings and safety notes .....	6	9. Technical specifications .....	7
4. Device description .....	7	10. Guarantee .....	7
5. Usage .....	7		
6. Cleaning and maintenance .....	7		










1. INCLUDED IN DELIVERY

Check that the exterior of the cardboard delivery packaging is intact and make sure that all contents are present. Before use, ensure that there is no visible damage to the device and the supplied components and that all packaging material has been removed. If you have any doubts, do not use the device and contact your retailer or the specified Customer Service address.

- 1 Foot massage cushion
- 1 copy of instructions for use

2. SIGNS AND SYMBOLS

The following symbols are used on the device, in these instructions for use, on the packaging and on the type plate for the device:

	<b>DANGER</b>
Indicates an imminent danger. If it is not avoided, death or serious injury will occur.	
	<b>WARNING</b>
Indicates a potentially imminent hazard. If it is not avoided, there is a risk of death or serious injury.	
	<b>CAUTION</b>
Indicates a potentially imminent hazard. If it is not avoided, slight or minor injuries may result.	
	<b>NOTICE</b>
Indicates a potentially harmful situation. If it is not avoided, the device or something in its vicinity may be damaged.	
	<b>Product information</b> Note on important information
	Read the instructions
	The electronic device must not be disposed of with household waste
	Manufacturer
	<b>CE labelling</b> This product satisfies the requirements of the applicable European and national directives.

	Marking to identify the packaging material. A = Material code, B = Material number: 1-7 = Plastics, 20-22 = Paper and cardboard
	Direct current
	USB-C port
	Separate the product and packaging elements and dispose of them in accordance with local regulations.
	United Kingdom Conformity Assessed Mark
	Importer
	Protection class III device
	Must not be used by very young children (0-3 years old).
	Do not wash
	Do not bleach
	Do not dry clean
	Do not insert pins!

## 3. WARNINGS AND SAFETY NOTES

### WARNING

#### Intended Purpose

This device is exclusively intended to massage the feet of humans. The device is only intended for domestic/private use, not for commercial use. It cannot replace medical treatment. The device is not designed for use in hospitals. Do not use the device if one or several of the following warnings applies to you.

Never use the device

- if you suffer from a medical abnormality or injury in the area of your feet (e.g. open wound, warts, athlete's foot),
- during pregnancy,
- while sleeping,
- on animals,
- whilst undertaking any activity where an unexpected reaction could be dangerous,
- after the consumption of substances that lead to impaired cognitive function (e.g. pain medication, alcohol),
- for longer than 20 minutes (risk of overheating). Leave the device to cool down for at least 15 minutes before using it again.

If you are unsure whether the device is suitable for you, please consult your doctor.

You should consult your doctor before using the device, especially

- if you suffer from a severe illness or have recently had surgery on your feet,
- if you have leg or foot pain (e.g. varicose veins, phlebitis),
- if you have a pacemaker, implants or other aids,
- if you suffer from thrombosis,
- if you suffer from diabetes,
- if you are suffering from pain, the cause of which is unknown.

The device is only intended for the purpose described in these instructions for use. The manufacturer is not liable for damage resulting from improper or careless use.

### WARNING

Failure to observe the following information may result in personal injury or material damage.

### WARNING

#### Danger of suffocation

Keep packaging material away from children. There is a risk of suffocation.

### WARNING

#### Risk of fire!

There may be a risk of fire if the device is used improperly or these instructions for use are ignored!

Therefore, observe the following instructions for use:

- Never use the device underneath a cover, such as a blanket, pillow, etc.
- Never use the device near petrol or other highly flammable substances.

### WARNING

#### Risk of electric shock

Ensure that the device and the USB-C cable do not come into contact with water, steam, or other liquids.

As with every electrical device, use this massager carefully and cautiously in order to avoid danger due to electric shock.

Therefore, observe the following instructions for use:

- Only use this device with the mains voltage specified on the device,
- Never use the device if it or its accessories show visible signs of damage,
- Do not use the device during a storm.

In the event of defects or operational faults, switch the device off immediately and disconnect it from the mains socket. Do not pull on the USB-C cable or on the device to disconnect the plug from the socket. Never hold or carry the device by the USB-C cable. Keep the cables away from hot surfaces. Do not crush, bend or twist the USB-C cable. Do not insert needles or any sharp objects.

Therefore, only use the device

- in dry interior rooms (e.g. never in the bath or sauna),
- with dry hands.

Never pick up a device that has fallen into water. Disconnect the plug immediately. Do not use the device if it or its accessories are visibly damaged. Do not drop the device or subject it to any impacts.

### WARNING

#### Repairs

- Only specialist personnel may perform repairs on electrical devices. Improper repairs may put users in significant danger. For repairs, please contact Customer Services or an authorised retailer.

### WARNING

#### Risk of heat

- Allow the device to cool down before storing it away. Otherwise the device may get damaged.
- The electrical and magnetic fields emitted by the device may interfere with the function of your pacemaker. However, they are still well below the limits: electrical field strength: max. 5000 V/m, magnetic field strength: max. 80 A/m, magnetic flux density: max. 0.1 millitesla. Therefore consult your doctor and the manufacturer of your pacemaker before using this device.
- If the cable and control of the device are not positioned properly, there may be a risk of becoming entangled in, being strangled by, tripping over, or stepping on the cable and control. The user must ensure that excess lengths of cable, and cables in general, are safely routed.

### NOTICE

#### Handling

The device must be switched off and disconnected after every use and before cleaning.

- Do not place any objects on the device.
- Do not expose the device to high temperatures.

4. DEVICE DESCRIPTION

The associated drawings are shown on page 3.

- 1 Vibration motors
- 2 Opening for the feet
- 3 ON/OFF button
- 4 Heat button
- 5 Zip fastening
- 6 USB-C cable


5. USAGE

- 1. Remove all packing materials.
- 2. Check the device and USB-C cable 6 for damage.

⚠ CAUTION

Only use the device when you are sitting down.

- 3. Place the device on the floor in front of a chair (see drawing A on the fold-out page).
- 4. Open the zip fastening 5 on the side of the device and pull out the USB-C cable 6.
- 5. Connect the USB-C cable 6 to a USB adapter (not included in delivery) and a suitable socket or via a suitable end device with a USB-C port (e.g. powerbank or laptop). The LED above the ON/OFF button 3 begins to light up white.
- 6. Ensure that the USB-C cable 6 does not pose a trip hazard. The device is now ready for use.
- 7. Place your feet in the opening provided for the feet 2 (see drawing B on the fold-out page).
- 8. Press the ON/OFF button 3 to activate the massage. The vibration motors 1 start to rotate. Press the ON/OFF button 3 again to switch off the massage. The vibration motors 1 stop.
- 9. Press the heat button 4 to switch on the heat function. The LED above the heat button 4 starts to light up red and the device heats up. Press the heat button 4 again to switch off the heat. The LED above the heat button 4 goes out and the heat stops.



The device comes with an automatic switch-off function. The device switches off automatically after 20 minutes of operation.

- 10. To switch off the device, disconnect the device from the power source after each use.

6. CLEANING AND MAINTENANCE

⚠ WARNING

Cleaning

- Unplug the device each time before cleaning.
- The cover is not removable.
- The device and cover are NOT machine-washable.
- Small marks can be removed using a cloth or damp sponge, and some liquid delicate laundry detergent where necessary. Do not use any solvent-based cleaning products. Clean the device using only the methods specified. Liquid must not penetrate the device or the accessories under any circumstances.
- Only use the device again if it is completely dry.

Storage

If you do not plan to use the device for a long period of time, we recommend that you store it in the original packaging in a dry environment, ensuring it is not weighed down by additional items.

7. WHAT IF THERE ARE PROBLEMS?

Problem	Cause	Solution
Vibration motors do not work.	Device not connected to the power source	Connect the device to the power source
	Device not switched on.	Switch on the device using the ON/OFF button 3.
	Overheating protection triggered, device is damaged.	Contact your retailer or the service address.
Heating surfaces do not heat up	Heat function not activated.	Press the heat button 4 until the LED lights up red.

8. DISPOSAL

For environmental reasons, do not dispose of the device in household waste at the end of its service life. Dispose of the device at a suitable local collection or recycling point in your country. Observe the local regulations for material disposal. Dispose of the device in accordance with EC Directive – WEEE (Waste Electrical and Electronic Equipment). If you have any questions, please contact the local authorities responsible for waste disposal. You can obtain the location of collection points for old devices from the local authorities.



9. TECHNICAL SPECIFICATIONS

Power supply:	5V ---, 2A, 10W
Dimensions [L x W x H]:	Approx. 34 x 27 x 16 cm
Weight:	Approx. 450 g

10. GUARANTEE

Further information on the guarantee and guarantee conditions can be found in the guarantee leaflet supplied.

