

beurer

MG 18

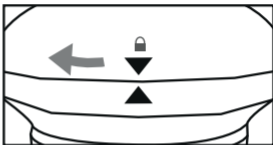
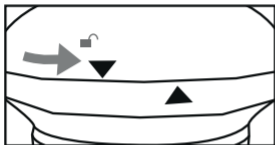


EN Mini massager
Instructions for use

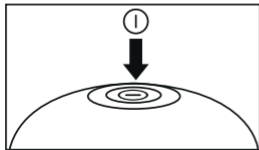
CE



A



B



ENGLISH



Read these instructions for use carefully and keep them for later use. Make them accessible to other users and note the information they contain.

⚠ WARNING

- This device may be used by children over the age of 8 and by people with reduced physical, sensory or mental skills or a lack of experience or knowledge, provided that they are supervised or have been instructed on how to use the device safely, and are fully aware of the consequent risks of use.
- Children must not play with the device.
- Cleaning and user maintenance must not be performed by children unless supervised.

- Under no circumstances should you open or repair the device yourself. If you do so, it may no longer function correctly. Failure to comply will invalidate the guarantee.

Contents

1. Included in delivery	6
2. Signs and symbols	6
3. Intended use.....	8
4. Warnings and safety notes.....	9
5. Device description.....	11
6. Initial use	11
7. Usage	11
8. Cleaning and maintenance.....	12
9. What if there are problems?	12
10. Disposal.....	13
11. Technical specifications	13
12. Guarantee/service	13

1. INCLUDED IN DELIVERY

Check that the exterior of the cardboard delivery packaging is intact and make sure that all contents are included in the delivery. Before use, ensure that there is no visible damage to the device or accessories and that all packaging material has been removed. If you have any doubts, do not use the device and contact your retailer or the specified Customer Services address.

1 x Mini massager

3 x AAA batteries

1 x set of these instructions for use

2. SIGNS AND SYMBOLS

The following symbols appear in the instructions for use and on the type plate:

WARNING











Indicates a potentially impending danger. If it is not avoided, there is a risk of death or serious injury.

CAUTION

Indicates a potentially impending danger. If it is not avoided, slight or minor injuries may result.

NOTICE

Indicates a potentially harmful situation. If it is not avoided, the system or something in its vicinity may be damaged.

	Product information Note on important information
	Direct current
	Read the instructions
	Manufacturer
	Marking to identify the packaging material. A = material abbreviation, B = material number: 1-7 = plastics, 20-22 = paper and cardboard
	The electronic device must not be disposed of with household waste
	CE labelling This product satisfies the requirements of the applicable European and national directives.
	The products demonstrably meet the requirements of the Technical Regulations of the EAEU.
	United Kingdom Conformity Assessed Mark
	Separate the product and packaging elements and dispose of them in accordance with local regulations.



Importer symbol

3. INTENDED USE

This device is intended to massage individual parts of the human body. It cannot replace medical treatment. Do not use the massager if one or several of the following warnings applies to you. If you are unsure whether the massager is suitable for you, please consult your doctor.

⚠ WARNING

- Do not use the massager
 - on animals,
 - if you have a herniated disc or disease-related changes in the spine,
 - for any massage in the area around the heart if you wear a pacemaker – and consult your doctor regarding other parts of the body,
 - on swollen, burnt, inflamed or damaged skin and body parts of any kind
 - during pregnancy,
 - on the face (eyes), on the larynx or other particularly sensitive body parts,
 - while sleeping,
 - after the consumption of medicines or alcohol (impaired cognition!).
- You should consult your doctor before using the massager
 - if you have a severe illness or have recently had surgery,
 - if you have a cold with fever, varicose veins, thrombosis, phlebitis, jaundice, diabetes, nerve disorders (e.g. sciatica) or acute inflammations.

The device is only intended for the purpose described in these instructions for use. The manufacturer is not liable for damage resulting from improper or careless use.

4. WARNINGS AND SAFETY NOTES

Read these instructions for use carefully! Failure to observe the following information may result in personal injury or material damage. Retain these instructions for use and make them accessible to other users. Make sure you include these instructions for use when handing over the device to third parties.

WARNING

Keep packaging material away from children. There is a risk of suffocation.

Notes on handling batteries

- If your skin or eyes come into contact with battery fluid, rinse the affected areas with water and seek medical assistance.
- **Choking hazard!** Small children may swallow and choke on batteries. Therefore, store batteries out of the reach of small children!
- Observe the plus (+) and minus (-) polarity signs.
- If a battery has leaked, put on protective gloves and clean the battery compartment with a dry cloth.
- Protect batteries from excessive heat.
- **Risk of explosion!** Do not throw batteries into a fire.
- Do not charge or short-circuit the batteries.
- If the device is not going to be used for a long period of time, remove the batteries from the battery compartment.
- Use identical or equivalent battery types only.

- Always replace all the batteries at the same time.
- Do not use rechargeable batteries!
- Do not disassemble, open or crush the batteries.

Repairs

WARNING

Only specialist personnel may perform repairs on electrical devices. Improper repairs may put users in significant danger. For repairs, please contact Customer Services or an authorised retailer.

Risk of fire

WARNING

- There may be a risk of fire if the device is used improperly or these instructions for use are ignored.
- The massager must therefore be operated as follows:
 - always supervise use of the device, especially if there are children nearby.
 - Never operate the massager underneath a cover, such as a blanket, pillow, etc.

Handling

CAUTION

- The device must be switched off after every use and before cleaning.
 - Ensure that hair does not get trapped in the device.
 - Avoid contact with pointed or sharp objects.
 - Protect the device from sources of heat getting too close to the device, such as ovens, heaters or direct sunlight.

5. DEVICE DESCRIPTION

The associated drawings are shown on page 3.

1 On/Off button

2 LED light

6. INITIAL USE

- Remove the packaging.
- Check the device for damage.

Inserting the batteries **A**

Open the battery compartment lid. Insert 3 AAA batteries in accordance with the marking. Refit the battery compartment lid, ensuring it is correctly aligned.

7. USAGE

Switch on the mini massager by pressing the On/Off button **B**. Use one or both hands to guide the device to the area of the body to be massaged. You may be sitting, standing or lying down for this and you can use the device to massage yourself or another person. You can change the massage intensity by applying pressure on the massager firmly or more gently. Do not massage any particular part of the body for longer than 3 minutes; after this length of time, switch to a different body part.

Press the On/Off button again to switch off the mini massager.



Do not use the massager shortly before going to bed. The massage can also have a stimulating effect and cause disturbed sleep.

8. CLEANING AND MAINTENANCE

Cleaning

Once cooled, wipe the device with a cloth that is only slightly damp. You can use a mild cleaning product for this.

⚠ WARNING

- Clean the device using only the methods specified. Liquid must not penetrate the device or the accessories under any circumstances.
- Do not use the device again until it is completely dry.

Storage

Store the massager in a cool, dry place out of the reach of children. We advise storing it in its original packaging.

9. WHAT IF THERE ARE PROBLEMS?

Problem	Cause	Solution
The massager is not working	No batteries inserted/ batteries are flat	Follow the instructions under “Inserting the batteries”
	The device is not switched on	Switch on the device.


10. DISPOSAL

⚠ CAUTION

For environmental reasons, do not dispose of the device in household waste at the end of its service life. Dispose of the device at a suitable local collection or recycling point in your country. Observe the local regulations for material disposal. Dispose of the device in accordance with EC Directive Waste Electrical and Electronic Equipment (WEEE). If you have any questions, please contact the local authorities responsible for waste disposal. You can obtain the location of collection points for old devices from the local or municipal authorities, local waste disposal companies or your retailer, for example.



11. TECHNICAL SPECIFICATIONS

Power supply:	3 x 1,5 V  AAA batteries LR03
Size:	10 x 10 x 9.8cm
Weight:	Approx. 150 g

12. GUARANTEE/SERVICE

More information on the guarantee and guarantee conditions can be found in the guarantee leaflet supplied.



Beurer UK Ltd., Suite 16, Stonecross Place, Stonecross Lane North
WA3 2SH, Lowton, United Kingdom



Beurer GmbH • Söflinger Str. 218 • 89077 Ulm, Germany
www.beurer.com • www.beurer-healthguide.com
www.beurer-gesundheitsratgeber.com



105.01_MG18_2025-09-17_02_IM2_BEU_EN