

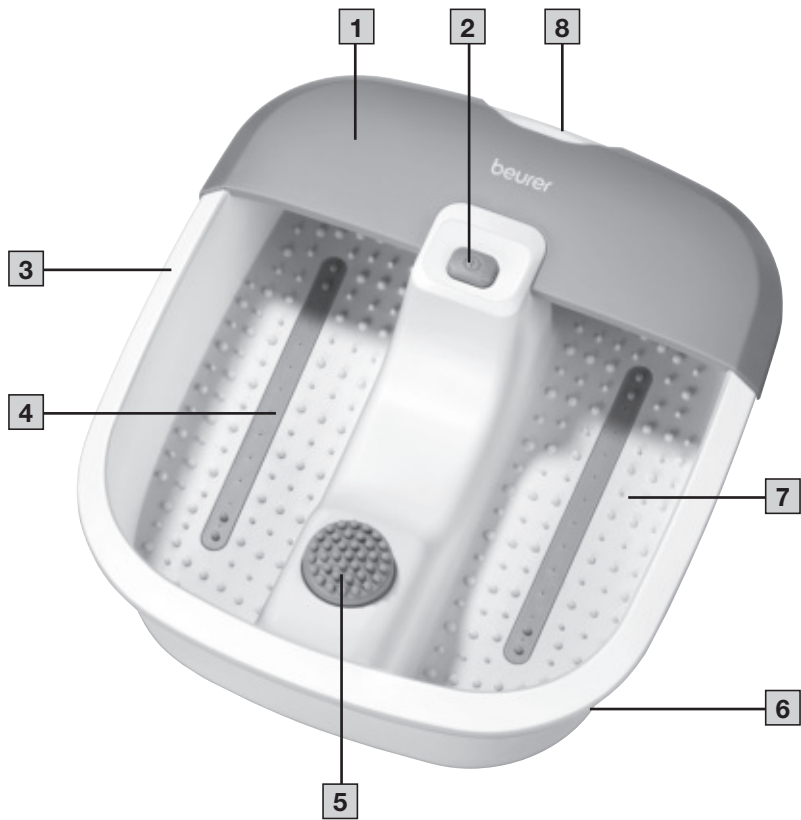
beurer

FB 12



EN Footbath
Instruction for Use

CE





Read these instructions for use carefully and keep them for later use, be sure to make them accessible to other users and observe the information they contain.

WARNING

- The unit is only intended for domestic/private use, not for commercial use.
- This device may be used by children over the age of 8 and by people with reduced physical, sensory or mental skills or a lack of experience or knowledge, provided that they are supervised or have been instructed on how to use the device safely, and are **fully** aware of the consequent risks of use.
- Children must not play with the device.
- Cleaning and user maintenance must not be performed by children unless supervised.
- If the mains connection cable of this device is damaged, it must be disposed of. If it cannot be removed, the device must be disposed of.
- If water leaks from the appliance, the appliance should no longer be used.
- The device has a hot surface. Persons insensitive to heat must be careful when using the device.
- Under no circumstances should you open or repair the device yourself, as faultless functionality can no longer be guaranteed thereafter. Failure to adhere to this instruction will void the warranty.

Contents

1. Included in delivery	5	7. Operation.....	6
2. Explanation of symbols	5	8. Cleaning and maintenance.....	6
3. Intended use.....	5	9. Accessories and/or replacement parts	7
4. Warnings and safety notes.....	5	10. Disposal.....	7
5. Description of device.....	6	11. Technical specifications	7
6. Start-up	6	12. Warranty / Service	7




1. INCLUDED IN DELIVERY














Check that the device packaging has not been tampered with and make sure that all contents are present. Before use, ensure that there is no visible damage to the device or accessories and that all packaging material has been removed. If you have any doubts, do not use the device and contact your retailer or the specified Customer Services address.

1x Footbath
1x These operating instructions

2. EXPLANATION OF SYMBOLS

The following symbols are used in the operating instructions and on the type plate:

	WARNING
Indicates a potentially impending danger. If it is not avoided, there is a risk of death or serious injury.	
	CAUTION
Indicates a potentially impending danger. If it is not avoided, slight or minor injuries may result.	
	NOTICE
Indicates a potentially harmful situation. If it is not avoided, the system or something in its vicinity may be damaged.	

	Product information Note on important information
	Read the instructions for use
	The device has double protective insulation and therefore complies with protection class 2.
	Only use indoors.
	Manufacturer
	The electronic device must not be disposed of with household waste
	CE labelling This product satisfies the requirements of the applicable European and national directives.
	The products demonstrably meet the requirements of the Technical Regulations of the EAEU.
	United Kingdom Conformity Assessed Mark
	Not protected against water
	Marking to identify the packaging material. A = Material code, B = Material number: 1-7 = Plastics, 20-22 = Paper and cardboard
	Separate the product and packaging elements and dispose of them in accordance with local regulations.
	Importer symbol

3. INTENDED USE

This device is solely intended for the care of your feet.

 The foot bath is suitable for feet up to shoe size 50.

⚠ WARNING

- Do not use the footbath
 - if you have a changes caused by disease or injury in the region of your foot (e.g. open wounds, warts, fungal infection),
 - with animals,
 - for longer than 40 minutes (danger of overheating) and allow it to cool for at least 15 minutes before using it again.
- You should consult your doctor before using the footbath
 - if you are not sure whether the footbath is suitable for you,
 - if you suffer from a serious illness or are recovering from an operation on one of your feet,
 - if you have diabetes or thrombosis,
 - if you have leg or foot conditions (e.g. varicose veins, vein inflammations),
 - if you have pains of unclear origin.

The device is only intended for the purpose described in these operating instructions. The manufacturer cannot be held liable for damage occurring as a result of inappropriate or careless use.

4. WARNINGS AND SAFETY NOTES

Please read these operating instructions carefully. Failure to observe the information provided below can lead to personal injury or material damage. Keep these instructions in a safe place where they can also be read by other persons using the device. Always pass on these instructions together with the appliance if you sell it or pass it on.

NOTICE

- Keep children away from the packaging materials. Risk of suffocation.
- Before use, make sure that the device and accessories do not show any visible signs of damage. If you are in any doubt, do not use it and contact your dealer or a specified customer service address.
- Do not operate the device without water.
- If any fault or malfunction should occur during use, switch the unit off immediately and remove the plug from the mains socket. Never attempt to repair the unit yourself. Improper repairs can expose the user to considerable risks.
- Do not stretch, twist or kink the power cord. Do not stick in any pins, needles or sharp objects.
- Do not position the power cord on or pull it over sharp or pointed objects.
- Insert the plug into a socket that is protected from moisture, water and water spray.
- Children must be supervised when using this device.
- To fill the foot bath, it must not be placed in the shower, bath tub or wash basin.
- Do not open the case under any circumstances.
- If the device has been dropped or otherwise damaged, it must not be used again.
- Repairs to electrical appliances must only be carried out by qualified persons. Incorrect repairs can lead to considerab-

le danger for the user. In the event of repairs, please contact our customer service or an authorised dealer.

Electric shock

⚠ WARNING

- Just like any other electrical appliance, this footbath must be handled with due care and attention in order to prevent the risk of electric shock.
- For this reason, the device must only be operated as follows:
 - With the mains voltage specified on the device only.
 - Do not use the device if damage to the device itself or any of its accessories is evident.
 - Never use the appliance during a thunderstorm.
- In the event of a defect or malfunction, switch the device off immediately and disconnect it from the power supply. Never pull on the power cable or on the appliance in order to disconnect the plug from the mains outlet. Never hold or carry the device by the power cable. Keep the cables away from hot surfaces.
- You must never connect the foot bath to the power supply when your feet are already in the water. If the device is damaged, this can lead to life-threatening electric shock.
- Make sure that the plug and the power cord do not come into contact with water or other liquids.
- For this reason, the device must be operated as follows:
 - only in dry inside rooms (e.g. never in the bathtub or sauna),
 - only with dry hands.
- Never immerse the device in water. Never try to retrieve the device if it falls into water. Disconnect the plug immediately from the mains outlet.

Fire hazard

⚠ WARNING

- There is a risk of fire if the device is used incorrectly or if it is not used according to these operating instructions.
- For this reason, the massage device must only be operated as follows:
 - Never leave the device unsupervised, particularly if children are around.
 - Never use the device under covers, such as blankets or pillows.
 - Never use the device in the vicinity of petrol or other easily flammable materials.
 - Do not place on soft carpeting because the vents may be covered.

Handling

⚠ CAUTION

- Switch the device off and disconnect the power supply after every use and before every cleaning.
- Keep the device away from high temperatures.
- Never stand in the foot bath.
- The device must not be connected to the power supply while being filled.
- Always switch the foot bath off and remove the plug from the mains socket before moving it or cleaning it.

i Adding arnica, rosemary or sea salt extracts to warm foot bath water will stimulate the circulation. Addition of lavender or thyme to lukewarm foot bath water will bring relief to tired feet.

5. DESCRIPTION OF DEVICE

The associated drawings are shown on page 3.

- 1 Splash protection
- 2 Function button
- 3 Fill-level mark
- 4 Bubble bar
- 5 Massage attachment
- 6 Rubber feet (on underside of device)
- 7 Foot rest with massage nodules
- 8 Draining outlet

6. START-UP

- Remove the packaging
- Check the device, power supply and cables for damage.
- Before you plug in the foot bath, fill it up to the fill-level mark (approx. 4 cm full) with either warm or cold water. The foot rest should, however, be completely covered with water.
- Route the cable safely so that there is no risk of anyone tripping over it.
- Place the foot bath on a firm and level surface.

7. OPERATION

Make yourself comfortable in a chair and place your feet on the foot rest and apply slight pressure. Never stand up in the foot bath. The rubber feet on the base of the unit prevent it from sliding.

Switch on the device. To do this, press the function button [2]. The vibration massage, bubble massage and water temperature regulator are started simultaneously.

Massage attachment

The massage attachment in the middle provides a comfortable massage for your feet and stimulates the circulation. This can be removed for cleaning purposes.

- i**
- Massage of a specific point on the sole of the foot may influence the corresponding organ of the body. However, we recommend studying relevant literature and asking your doctor before using point reflex zone massage to achieve the desired effect.
 - A heater is fitted underneath the feet support. Warm water can be kept warm for a longer length of time by switching on the heater. The heater is not suitable for heating cold water. To achieve optimum results, it is recommended that the massage lasts no longer than 40 minutes.

After use, empty the water using the foot bath's narrow draining outlet [8].

8. CLEANING AND MAINTENANCE

Cleaning

⚠ WARNING

- Switch off the device each time before cleaning.
- Clean the device using only the methods specified. Under no circumstances may liquid enter the device or accessories.

- Do not clean the device in a dishwasher.
- Do not use any abrasive cleaning products or hard brushes.

After use rinse the unit with tap water. The foot bath can be cleaned with a mild, non-foaming household cleaner, e.g. neutral vinegar. To dry the air lines, switch to the bubble setting without water for approx. 1 minute.

NOTICE

Do not allow water to penetrate the interior of the footbath.

Care

If you do not plan to use the device for a long period of time, we recommend that you store it in the original packaging in a dry environment, ensuring it is not weighed down by additional items.

9. ACCESSORIES AND/OR REPLACEMENT PARTS

To purchase accessories and/or replacement parts, visit www.beurer.com or contact the corresponding service address (as per the service address list) for your country. Accessories and/or replacement parts are also available from retailers.

10. DISPOSAL

For environmental reasons, do not dispose of the device in the household waste at the end of its useful life. Dispose of the unit at a suitable local collection or recycling point. Dispose of the device in accordance with EC Directive – WEEE (Waste Electrical and Electronic Equipment). If you have any questions, please contact the local authorities responsible for waste disposal.



11. TECHNICAL SPECIFICATIONS

Disposal:	220-240 V ~ 50/60 Hz; 60 W
Dimensions:	34.5 x 38.0 x 13.0 cm
Weight:	ca. 1.3 kg

12. WARRANTY / SERVICE

Further information on the guarantee and guarantee conditions can be found in the guarantee leaflet supplied.



Beurer UK Ltd., Suite 16, Stonecross Place, Stonecross Lane North, WA3 2SH Lowton, United Kingdom



Beurer GmbH • Söflinger Straße 218 • 89077 Ulm, Germany • www.beurer.com
www.beurer-gesundheitsratgeber.com • www.beurer-healthguide.com



632.05_FB12_2025-09-01_06_IM2_BEU_EN