

English for Life

Bible Overview

Ten Bible-based English lessons

Beginner

Written by Sarah Brown
Illustrations by Ivan Smith

Lesson 6

PART 1 (APPROX 1 HOUR):

Who or what do you follow?

PART 2 (APPROX 1/2 HOUR):

Solomon disobeys and there are consequences
1 Kings 11:6–11

BIG IDEA:

David's son, King Solomon, disobeyed God. God took the kingdom from him and sent his people out of their land.

Prepare lesson

Part 1. Who or what do you follow?

Print resources

- RESOURCE 6.1 – Photos**
Print one copy of each photo to display
OR bookmark these pages ready to hold up images in book.
- RESOURCE 6.2 – Sentences**
Print one copy per pair.

Part 2. Solomon disobeys and there are consequences

Read scripture

- I Kings 11:6–11 in NlrV Bible
(or another easy-to-read translation)

Print resources

- Heart language Bible text**
Print one text per student in relevant languages from bible.com or biblegateway.com
- RESOURCE 6.3 – Big idea sketch**
Print one copy to display OR bookmark this page ready to hold up image in book.
- RESOURCE 6.4 – Large sketches**
Print one set of 8 A4 sketches to display.
- RESOURCE 6.5 – Large sentences**
Print one set of 8 A4 sentences to display.
- RESOURCE 6.6 – Small sketches**
Print one copy per pair and cut up.
- RESOURCE 6.7 – Small sentence strips**
Print one copy per pair and cut up.
- RESOURCE 6.8 – Gap-fill worksheet**
Print one copy per student.

Select Variations to activities (see pages 4–5)

Part 1. Who or what do you follow?

Activate knowledge

Say 'Follow the leader.'

Stand and prepare to demonstrate the actions while you give the following instructions. (**Note:** pause after each instruction, ensuring that all students have heard the command and are able to understand. You may need to repeat each command several times.)

Say 'Stand up. Clap your hands. Turn around. Touch your toes. Touch your nose. Pick up a pen. Put it on your head. Put it on the table. Shake your hands. Touch your knees. Wink. Sit down.'

Focus on language

Activity 1: Who or what?

Write *people* on the left side of the board and *things* on the right side of the board.

Say 'We can follow people or things.'

Ask 'Who do you follow?'

Point to *people* on the board as you do this.

Invite responses.

Prompt with an example if necessary (e.g. 'I follow Jesus.').

Ask 'What do you follow?'

Point to *things* on the board as you do this.

Invite responses.

Prompt with an example if necessary (e.g. 'I follow the football.').

**RESOURCE 6.1 –
Photos**

Print one copy of each photo to display OR bookmark these pages ready to hold up images in book..

**RESOURCE 6.2 –
Sentences**

Print one copy per pair.

Encourage students to answer using complete sentences (e.g. 'I follow _____').

Write responses on the left or right side of the board, as appropriate.

Activity 2: Matching sentences to photos

Divide students into pairs.

Display **RESOURCE 6.1 – Photos** on tables around the room.

Distribute one copy of **RESOURCE 6.2 – Sentences** to each pair.

Invite pairs to locate the corresponding photo for each sentence and write the number of the photo next to it.

Check answers together as a class.

Activity 3: People or things

Write 1. above *people* and 2. above *things* on the board.

Display photo 1 and read out the corresponding sentence from the worksheet.

Say 'Children follow their parents. Who or what?'

Say 'Who. Parents are people. We use who.'

Place the photo on the left side of the table/floor underneath *people* on the board.

Display photo 2 and read out the corresponding sentence from the worksheet.

Say 'Bike riders follow the track. Who or what?'

Say 'What. A track is a thing. We use what.'

Place the photo on the right side of the table/floor underneath *things* on the board.

Invite a student volunteer to show the next photo to the class and read out the corresponding sentence from the worksheet.

Invite the class to decide which side of the board the photo belongs on.

Repeat for the remaining photos and sentences.

Extension activity: Follow the leader

Finish this part of the lesson, if you wish, with another game of 'Follow the leader'. Choose a competent student to lead the class.

Part 2 – Solomon disobeys and there are consequences

1 Kings 11:6–11

RESOURCE 6.3 – Big idea sketch

Print one copy to
display OR bookmark
this page ready to hold
up image in book.

Activate knowledge

Display **RESOURCE 6.3 – Big idea sketch**.

Ask ‘What can you see?’

Write responses on the board.

Read for gist

Hold up a hard copy of the Bible.

Say ‘In the Bible story, the king follows other gods.’

Distribute copies of 1 Kings 11:6–11 in your students’ heart languages and allow time for students to read silently for context, then ask them to put the text away for the rest of the lesson.

Read for detail

Display **RESOURCE 6.4 – Large sketches** in order.

Read the 8 sentences below slowly, pointing to the corresponding sketches as you read.

Sentences:

1. King David’s son was Solomon.
2. Solomon disobeyed God.
3. Solomon worshipped other gods.
4. Solomon married women who loved other gods.
5. God was angry.

RESOURCE 6.4 – Large sketches

Print one set of 8 A4
sketches to display.

**RESOURCE 6.5 –
Large sentences**

Print one set of 8 A4
sentences to display.

**RESOURCE 6.6 –
Small sketches**

Print one copy per pair
and cut up.

**RESOURCE 6.7 –
Small sentence strips**

Print one copy per pair
and cut up.

**RESOURCE 6.8 –
Gap-fill worksheet**

Print one copy per
student.

6. God said, 'Do not follow other gods.'
7. God said, 'I will take the kingdom from you.'
8. God said, 'I will give the kingdom to your servants.'

Re-read the 8 sentences, placing the correct sentence from **RESOURCE 6.5 – Large sentences** near each sketch as you go.

Read the 8 sentences again and invite students to point to the corresponding sketches as you read.

Reinforce the language

Divide students into pairs.

Distribute **RESOURCE 6.6 – Small sketches** to pairs.

Invite pairs to sequence the sketches in the correct order.

Distribute **RESOURCE 6.7 – Small sentence strips** to pairs.

Invite pairs to match the sentence strips to the corresponding sketches. (More advanced students can sequence the sentence strips without looking at the sketches.)

Invite students to retell the story to their partners.

Invite confident students to retell the story to the whole class using only the sketches.

Reinforce the text using some of the 6 **Variations to activities** on pages 4–5.

Distribute **RESOURCE 6.8 – Gap-fill worksheet** to each student.

Encourage students to work together to complete the worksheet.

Check answers together by reading slowly through the worksheet and writing the missing words on the board.

6.1 RESOURCE – Photos

Lesson 6: Part 1. Who or what do you follow?
Print one copy for display OR bookmark
this page ready to hold up image in book.



1

6.1 RESOURCE – Photos

Lesson 6: Part 1. Who or what do you follow?
Print one copy for display OR bookmark
this page ready to hold up image in book.



6.1 RESOURCE – Photos

Lesson 6: Part 1. Who or what do you follow?
Print one copy for display OR bookmark
this page ready to hold up image in book.



3

6.1 RESOURCE – Photos

Lesson 6: Part 1. Who or what do you follow?
Print one copy for display OR bookmark
this page ready to hold up image in book.



4

6.1 RESOURCE – Photos

Lesson 6: Part 1. Who or what do you follow?
Print one copy for display OR bookmark
this page ready to hold up image in book.



5

6.1 RESOURCE – Photos

Lesson 6: Part 1. Who or what do you follow?
Print one copy for display OR bookmark
this page ready to hold up image in book.



6

6.1 RESOURCE – Photos

Lesson 6: Part 1. Who or what do you follow?
Print one copy for display OR bookmark
this page ready to hold up image in book.



6.1 RESOURCE – Photos

Lesson 6: Part 1. Who or what do you follow?
Print one copy for display OR bookmark
this page ready to hold up image in book.




6.2 RESOURCE – Sentences

Write the number for the corresponding image in the square at the end of each sentence.

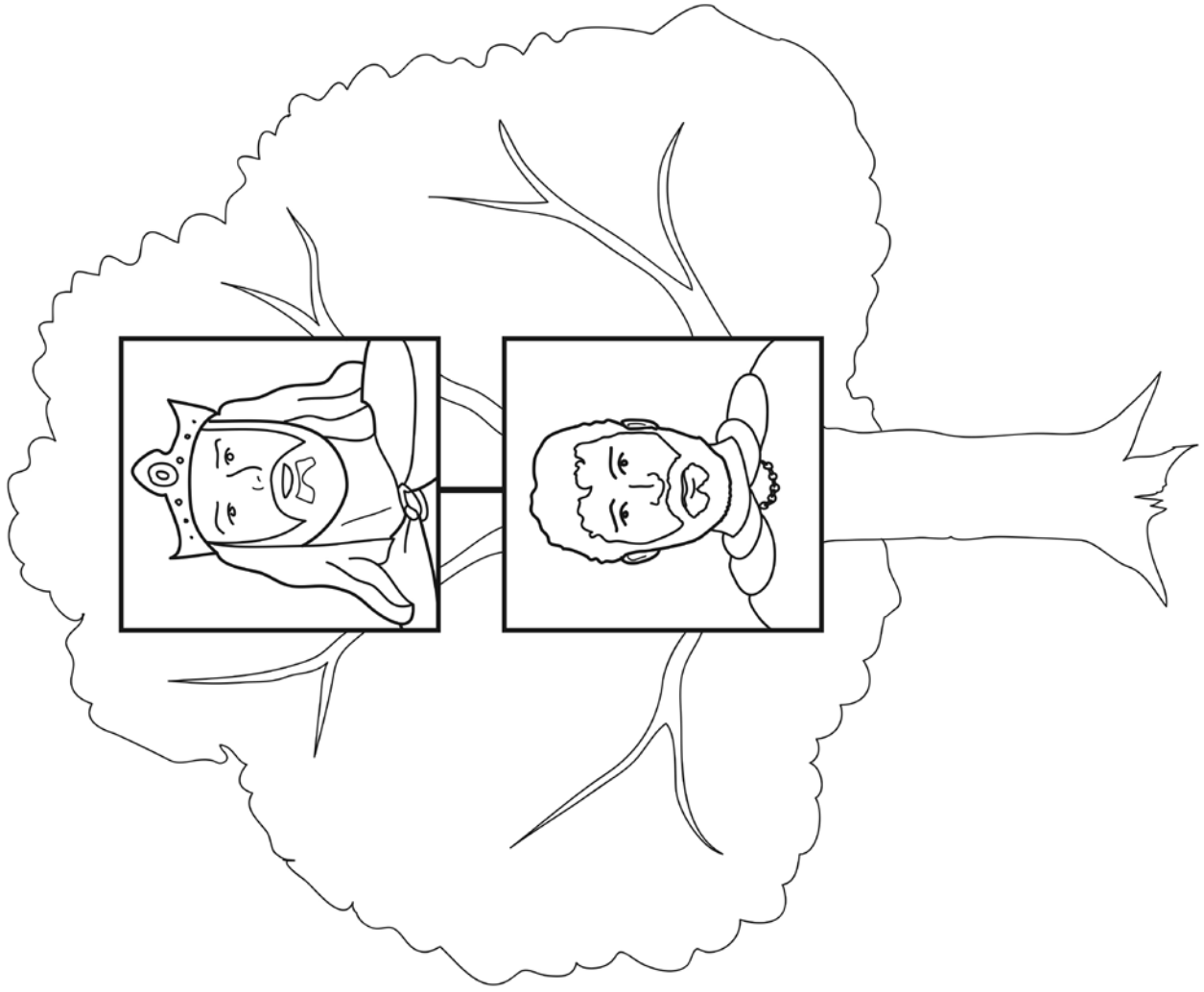
A boyfriend follows his girlfriend.	
Workers follow the boss.	
Bushwalkers follow the path.	
A boy follows his hero.	
Children follow their parents.	
A person follows the arrow.	
Bike riders follow the track.	
Students follow their teacher.	

6.3 RESOURCE – Big idea sketch




6.4 RESOURCE – Large sketches

Lesson 6: Part 2. Solomon disobeys and there are consequences
1 Kings 11:6-11
Print one set of 8 A4 sketches to display.




6.4 RESOURCE – Large sketches

Lesson 6: Part 2. Solomon disobeys and there are consequences
1 Kings 11:6–11
Print one set of 8 A4 sketches to display.



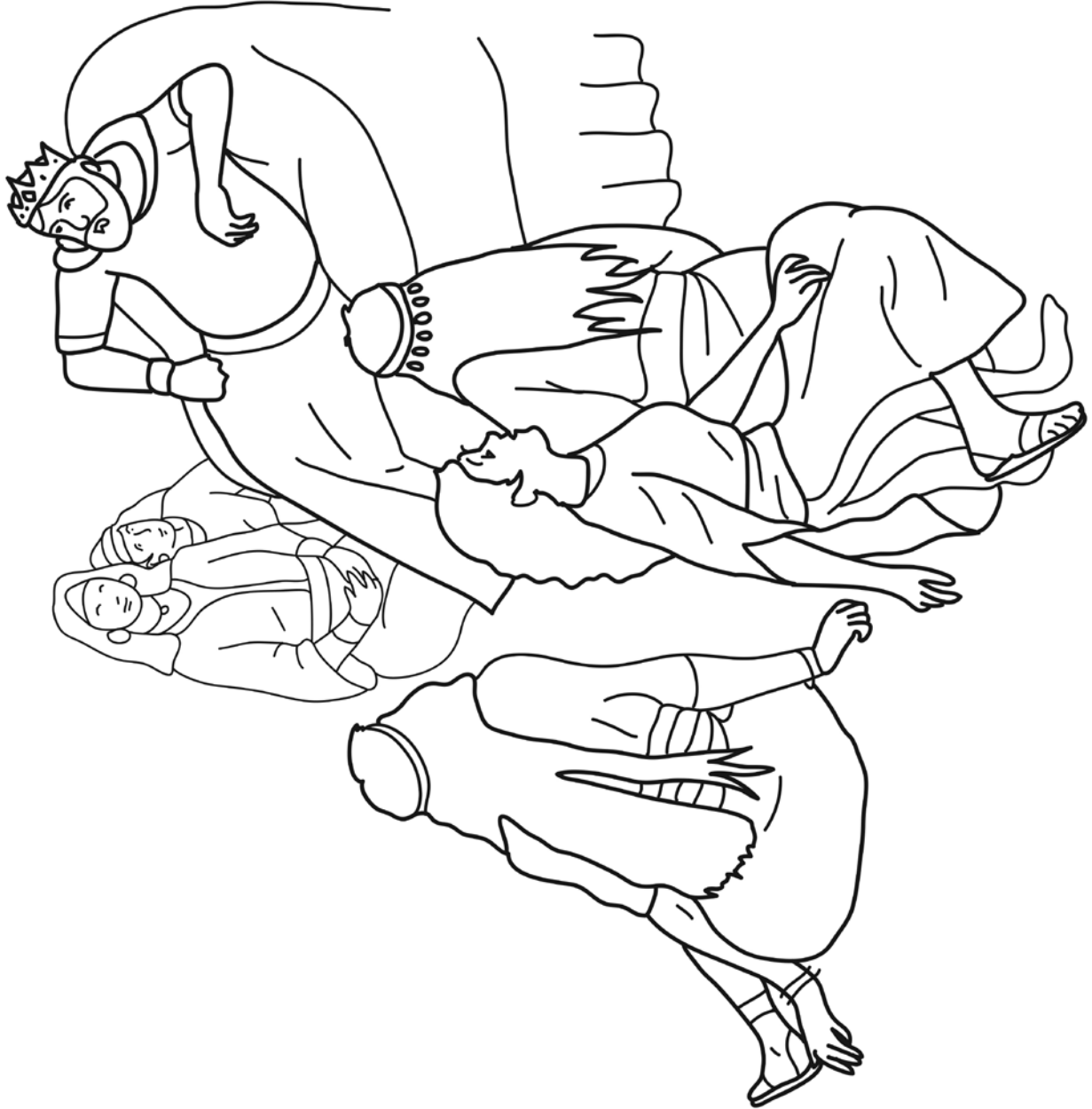
6.4 RESOURCE – Large sketches

Lesson 6: Part 2. Solomon disobeys and there are consequences
1 Kings 11:6-11
Print one set of 8 A4 sketches to display.




6.4 RESOURCE – Large sketches

Lesson 6: Part 2. Solomon disobeys and there are consequences
1 Kings 11:6–11
Print one set of 8 A4 sketches to display.



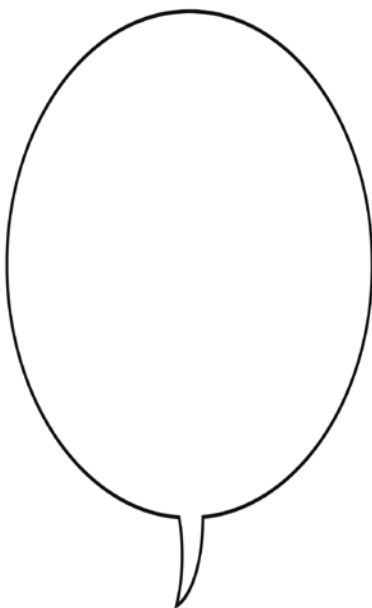
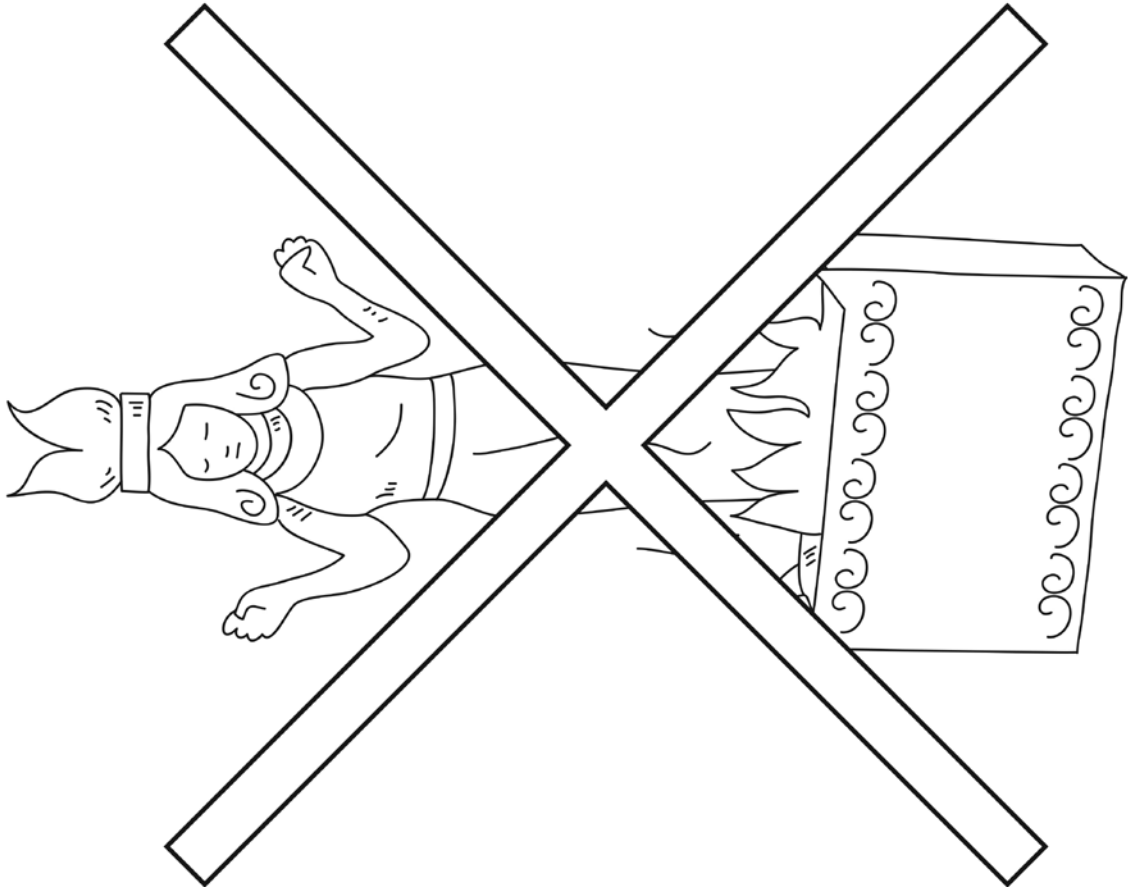
6.4 RESOURCE – Large sketches

Lesson 6: Part 2. Solomon disobeys and there are consequences
1 Kings 11:6-11
Print one set of 8 A4 sketches to display.



6.4 RESOURCE – Large sketches

Lesson 6: Part 2. Solomon disobeys and there are consequences
1 Kings 11:6-11
Print one set of 8 A4 sketches to display.

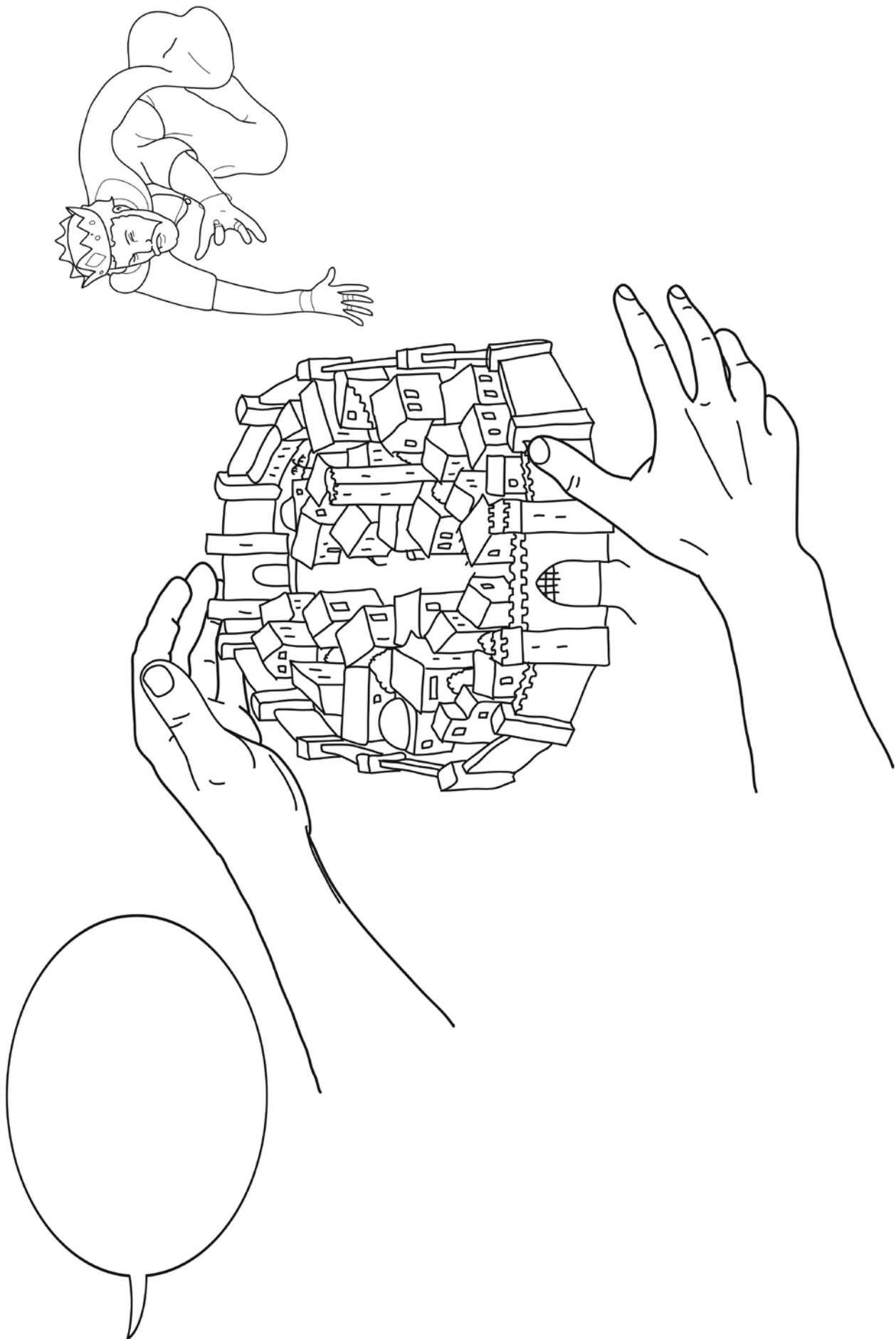


6.4 RESOURCE – Large sketches

Lesson 6: Part 2. Solomon disobeys and there are consequences

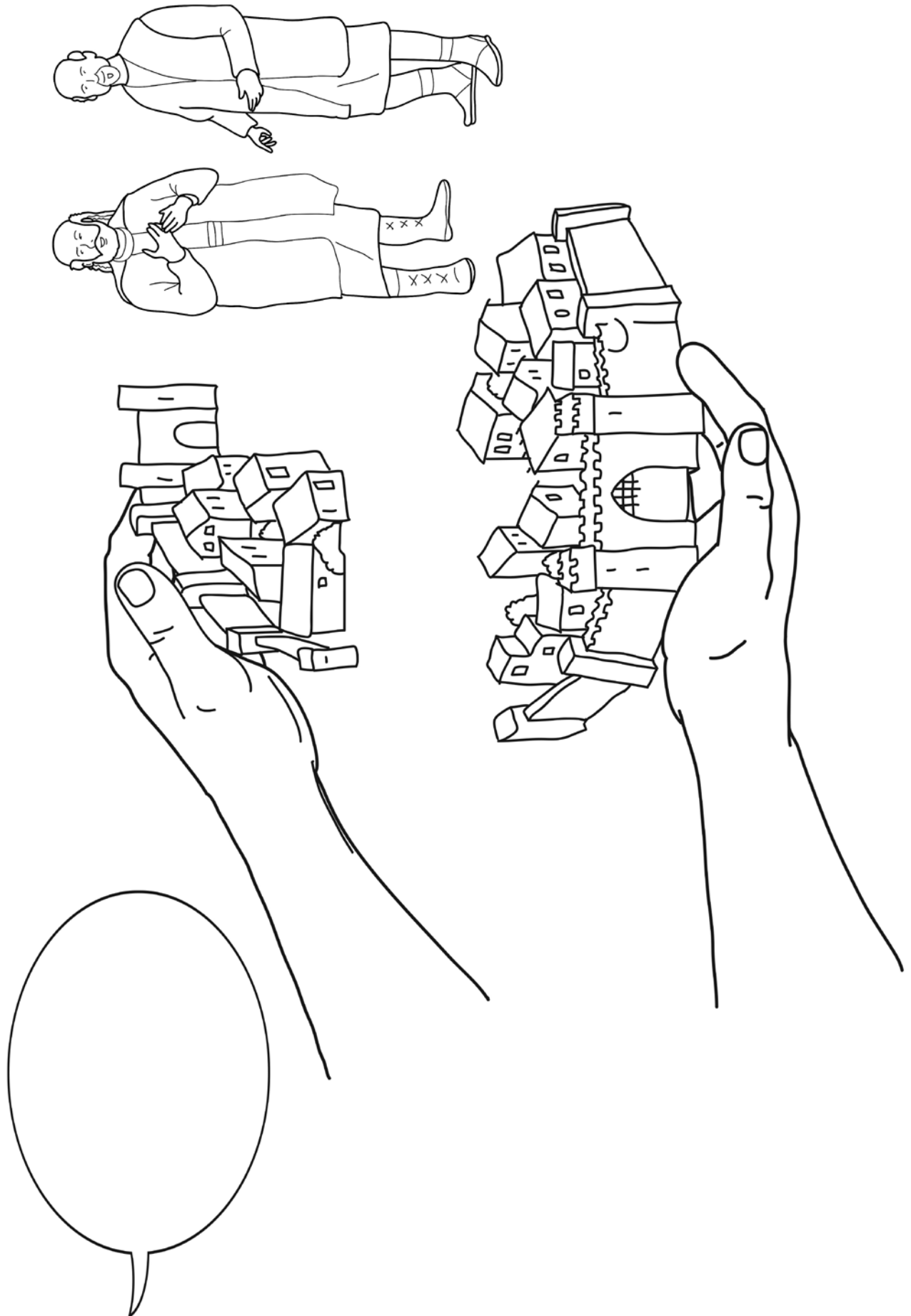
1 Kings 11:6-11

Print one set of 8 A4 sketches to display.



6.4 RESOURCE – Large sketches

Lesson 6: Part 2. Solomon disobeys and there are consequences
1 Kings 11:6–11
Print one set of 8 A4 sketches to display.



**King David's
son was
Solomon.**

**Solomon
disobeyed
God.**

**Solomon
worshipped
other goods.**

**Solomon
married women
who loved
other goods.**

**God was
angry.**

**God said, 'Do
not follow
other gods!'**

**God said,
'I will take the
kingdom from
you!'**


**God said, 'I
will give the
kingdom to
your servants!'**

6.6 RESOURCE – Small sketches

Lesson 6: Part 2. Solomon disobeys and there are consequences
1 Kings 11:6–11
Print one copy per pair and cut up.



Bible Overview.B.6



Bible Overview.B.6



Bible Overview.B.6




Bible Overview.B.6



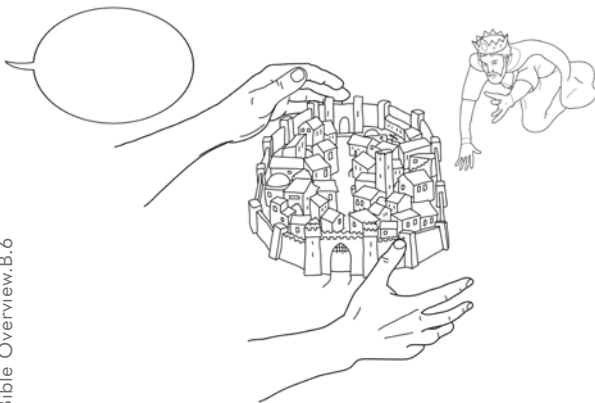
Bible Overview.B.6



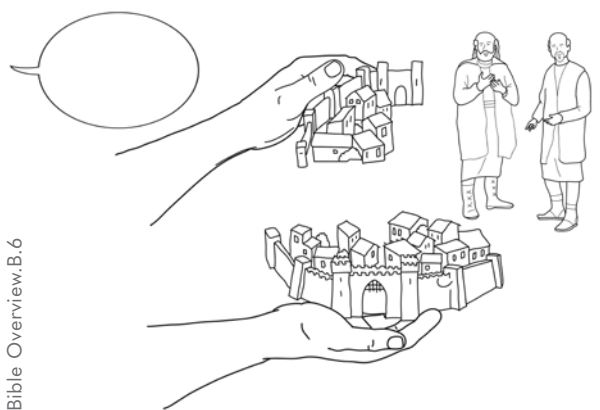
Bible Overview.B.6



Bible Overview.B.6



Bible Overview.B.6



6.7 RESOURCE –
Small sentence strips

Lesson 6: Part 2. Solomon disobeys and there are consequences
1 Kings 11:6–11
Print one copy per pair and cut up.



Bible Overview.B.6

King David's son was Solomon.

Bible Overview.B.6

Solomon disobeyed God.

Bible Overview.B.6

Solomon worshipped other gods.

Bible Overview.B.6

Solomon married women who loved other gods.

Bible Overview.B.6

God was angry.

Bible Overview.B.6

God said, 'Do not follow other gods.'

Bible Overview.B.6

God said, 'I will take the kingdom from you.'

Bible Overview.B.6

God said, 'I will give the kingdom to your servants.'

6.8 **RESOURCE –**
Gap-fill worksheet

Fill in the missing words.

1 Kings 11:6–11

1. King David's _____ was Solomon.
2. Solomon _____ God.
3. Solomon _____ other gods.
4. Solomon _____ women who loved other gods.
5. God _____ angry.
6. God said, 'Do not _____ other gods.'
7. God said, 'I will _____ the kingdom from you.'
8. God said, 'I will _____ the kingdom to your servants.'