

English for Life

Bible Overview

Ten Bible-based English lessons

Intermediate

Written by Danielle McGregor

Illustrations by Ivan Smith

Lesson 6

PART 1 (APPROXIMATELY 1 HOUR):

What makes a good leader?

PART 2 (APPROXIMATELY 1/2 HOUR):

Solomon disobeys and there are consequences
1 Kings 11:6–11

BIG IDEA:

David's son, King Solomon, disobeyed God. God took the kingdom from him and sent his people out of their land.

Prepare lesson

Part 1. What makes a good leader?

Print resources

- RESOURCE 6.1 – Brainstorming sheets**
Print one copy and cut into sections.
- RESOURCE 6.2.1 – Bingo picture sheet**
Print one per person.
- RESOURCE 6.2.2 – Bingo tokens**
Print and cut 8 tokens for each person.

Part 2. Solomon disobeys and there are consequences

Read scripture

- 1 Kings 11:6–11 in your Bible
- 1 Kings 11:6–11 paraphrase on page 127

Print resources

- RESOURCE 6.3 – Summary sketch**
Print one A4 or A3 copy to display.
- RESOURCE 6.4 – Bible paraphrase text strips**
Print one set per pair.
- RESOURCE 6.5 – Paraphrased Bible text**
Print one per person.
- RESOURCE 6.6 – Lesson 6 icon**
Print one A4 or A3 version to match your timeline size.

Additional equipment

- RESOURCE 1.6 – Timeline** with icon from the previous lesson attached
- Blu-Tack

HEART LANGUAGE

Optional: Print the passage in the students' heart languages for them to read or take home.

Visit bible.com or biblegateway.com to find a number of international translations.

Part 1. What makes a good leader?

Activate knowledge

Divide the class into 3 groups.

Distribute different sections from **RESOURCE 6.1 – Brainstorming sheets** to the groups so that each group has a different topic.

Invite groups to list as many responses as they can in a few minutes.

Tell groups to pass their lists to the adjacent group so that each group has a new topic to brainstorm.

Invite groups add new words to the list they have received.

Repeat a third time so that each group has written on all 3 sections.

Invite groups to share the contents of the list they have with the class.

Define vocabulary and write new words and phrases on the board, correcting errors as you go.

Focus on language

Write *evil*, *false* and *turn away* in a list down the left of the board.

Invite a volunteer to define these words and agree on definitions as a class.

Say 'Not all leaders are good leaders.'

Divide students into small groups.

Invite groups to:

- a. use the words on the board in sentences to describe bad leaders
- b. discuss the traits of bad leaders.

**RESOURCE 6.1 –
Brainstorming sheets**

**Print one copy and cut
into sections.**

Invite groups to share their sentences and characteristics.

Write the sentences on the board, correcting errors as you go.

Undertake speaking tasks

Choose one or more tasks to suit your context.

Speaking task 1: Bingo

Distribute [RESOURCE 6.2.1 – Bingo picture sheet](#) to each student.

Invite students to describe the pictures in pairs or as a class.

Distribute 8 tokens from [RESOURCE 6.2.2 – Bingo tokens](#) to each student (or use coins, buttons, etc.).

Demonstrate that you want students to listen, put a token on the picture you describe, and say 'bingo' when they have 3 in a row.

Describe the pictures until someone says 'bingo'.

Repeat the task at least once with a helper or student describing the pictures.

Speaking task 2: Storytelling

Choose one of the pictures on [RESOURCE 6.2.1 – Bingo picture sheet](#).

Model building a story about your chosen picture with a helper, sentence by sentence, each taking turns to add to the story.

Divide students into pairs.

Invite pairs to choose a picture and create a story together.

**RESOURCE 6.2.1 –
Bingo picture sheet**
Print one per person.

**RESOURCE 6.2.2 –
Bingo tokens**
Print and cut 8 tokens
for each person.

Re-allocate pairs.

Invite new pairs to repeat the storytelling process with a new picture.

Speaking task 3: Sharing stories

Ask 'Can anyone tell a story from their life about a bad leader?'

Accept responses and listen to stories.

Invite students to ask each other questions about their stories.

Lead into Bible

Say 'Our Bible time is about a bad king.'

Part 2. Solomon disobeys and there are consequences

1 Kings 11:6–11 (paraphrase)

This Bible paraphrase will be referred to later in this lesson.

David's son Solomon did evil things. He did not follow the Lord as his father David had done. On a hill near Jerusalem, Solomon built a place to worship false gods. His wives also offered sacrifices to their gods.

The Lord was angry with Solomon because his heart had turned away from him. The Lord had said to Solomon, 'Do not follow other gods,' but Solomon did not obey. So the Lord said to Solomon, 'Because you have not obeyed, I will take the kingdom away from you and give it to someone who serves under you.'

Review previous lessons

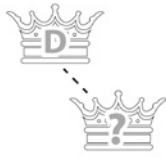
Display the timeline with the icons from the previous lessons attached.

Invite a volunteer to summarise the previous lessons as you point to the icons on the timeline.

Prompt if necessary.

TIMELINE AND ICON SUMMARY	
<i>(The lines in italics fill in the crucial history between the lessons.)</i>	
Point to icons on the timeline	Summary statements
1 	God made a good world, and he rules over it. God made people to be his friends and rule the world under him.
2 	People rejected God's rule and broke their friendship with him. God sent them out of the garden.
3 	God chose a man and promised to bless his descendants with their own land under his rule. God promised to bless all people through them.
4a 	<i>Abram lived with his descendants in the land but during a famine they went to Egypt. After a long time, they became slaves in Egypt.</i>
4b 	God used Moses to rescue his people from slavery in Egypt and promised to give them their own land.

5



God gave the people a good king to rule them in their land. God promised that a descendant of King David would one day rule forever.

RESOURCE 6.3 – Summary sketch

Print one A4 or A3
copy to display.

HEART LANGUAGE

Optional: Invite students to read 1 Kings 11:6–11 in their heart language.

Visit bible.com or biblegateway.com to find a number of international translations.

RESOURCE 6.4 – Bible paraphrase text strips

Print one set per pair.

RESOURCE 6.5 – Paraphrased Bible text

Print one per person.

🔍 Predict content

Display **RESOURCE 6.3 – Summary sketch**.

Ask students to describe what they see.

Accept responses and build language from the sketch.

Ask ‘What do you think the Bible time will be about?’

📖 Read and comprehend

Activity 1: Ordering text strips

Divide students into pairs.

Distribute strips from **RESOURCE 6.4 – Bible paraphrase text strips** to pairs.

Invite students to read the text and place the strips in the correct order.

Read the text aloud, inviting students to check the order of their strips.

Activity 2: Reading in pairs

Distribute **RESOURCE 6.5 – Paraphrased Bible text** to each student.

Invite students to take turns reading the passage aloud in their pairs, circling words that are new to them.

Define new words as a class.

Activity 3: Synonym activity

Write these phrases in a list on the left side of the board, circling the words in bold:

<i>Solomon did evil things.</i>	<i>(wrong/bad/wicked/sinful)</i>
<i>He did not follow the Lord.</i>	<i>(disobeyed, did not obey)</i>
<i>his heart had turned away</i>	<i>(he had stopped following/obeying/loving)</i>
<i>Do not follow other gods.</i>	<i>(worship, praise, pray to)</i>
<i>Solomon did not obey.</i>	<i>(disobeyed, did not follow)</i>

Invite students to discuss the circled words and write down similar words/phrases. (Suggested answers are bold in brackets at the right.)

Invite curiosity

Ask 'Do you have any questions or comments about the text?'

Accept responses and discuss.


Timeline and summary statement

Display [RESOURCE 6.3 – Summary sketch](#) and invite a volunteer to summarise the text in their own words.

**RESOURCE 6.6 –
Lesson 6 icon**

Print A4 or A3 version
to match your timeline
size.

Attach **RESOURCE 6.6 – Lesson 6 icon** to the timeline as you summarise the Bible text (use **Completed timeline** on page 6 as a guide):

Place this icon in next position on timeline	Say
	'David's son, King Solomon, disobeyed God. God took the kingdom from him and sent his people out of their land.'

An important question

Ask 'How will God keep his promise to bless the whole world?'


6.1 RESOURCE – Brainstorming sheets

Lesson 6: Part 1. What makes a good leader?
Print one copy and cut into sections.

<p>List the names of world leaders</p> <p>E.g. Xi Jinping, Anthony Albanese</p>	<p>List the important qualities of good leaders</p> <p>E.g. honesty, good communication</p>	<p>List the areas of life where we need good leaders</p> <p>E.g. schools, churches</p>
<p>Bible Overview.In.6</p>	<p>Bible Overview.In.6</p>	<p>Bible Overview.In.6</p>




6.2.1 RESOURCE – Bingo picture sheet

Lesson 6: Part 1. What makes a good leader?
Print one per person.




6.2.2 RESOURCE – Bingo Tokens

Lesson 6: Part 1. What makes a good leader?
Print and cut 8 tokens for each person.



6.3 RESOURCE – Summary sketch

Lesson 6: Part 2. Solomon disobeys and there are consequences – 1 Kings 11:6-11
Print one A4 or A3 copy to display.



**6.4 RESOURCE – Bible
paraphrase text strips**

Lesson 6: Part 2. Solomon disobeys and
there are consequences – 1 Kings 11:6–11
Print one set per pair.



Bible Overview.In.6

David's son Solomon did evil things.

Bible Overview.In.6

He did not follow the Lord as his father David had done.

Bible Overview.In.6

On a hill near Jerusalem, Solomon built a place to worship false gods.
His wives also offered sacrifices to their gods.

Bible Overview.In.6

The Lord was angry with Solomon because his heart
had turned away from him.

Bible Overview.In.6

The Lord had said to Solomon, 'Do not follow other gods,'
but Solomon did not obey.

Bible Overview.In.6

So the Lord said to Solomon, 'Because you have not obeyed,
I will take the kingdom away from you and give it to someone
who serves under you.'

1 Kings 11:6–11

David's son Solomon did evil things. He did not follow the Lord as his father David had done. On a hill near Jerusalem, Solomon built a place to worship false gods. His wives also offered sacrifices to their gods.

The Lord was angry with Solomon because his heart had turned away from him. The Lord had said to Solomon, 'Do not follow other gods,' but Solomon did not obey. So the Lord said to Solomon, 'Because you have not obeyed, I will take the kingdom away from you and give it to someone who serves under you.'

6.6 RESOURCE – Lesson 6 icon

Lesson 6: Part 2. Solomon disobeys and there are consequences – 1 Kings 11:6–11
Print one A4 or A3 version to match your timeline size.

A4 version



A3 version

