

English for Life

Bible Overview

Ten Bible-based English lessons

Intermediate

Written by Danielle McGregor
Illustrations by Ivan Smith

Lesson 7

PART 1 (APPROXIMATELY 1 HOUR):

Great names in history

PART 2 (APPROXIMATELY 1/2 HOUR):

The coming of God's king Luke 1:28–33

BIG IDEA:

God's promise to bless the world was fulfilled in King Jesus, a descendant of King David.

Prepare lesson

Part 1. Great names in history

Print resources

- RESOURCE 7.1 – Blank strips**
Print and cut enough for one strip per person.
- RESOURCE 7.2 – Board game**
Print one per 3 or 4 people.

Additional equipment

- Tokens and dice for board game

Part 2. The coming of God's king

Read scripture

- Luke 1:28–33 in your Bible
- Luke 1:28–33 paraphrase on page 145

Print resources

- RESOURCE 7.3 – Gap-fill activity**
Print one per person.
- RESOURCE 7.4 – Paraphrased Bible text**
Print one per person
- RESOURCE 7.5 – Summary sketch**
Print one A4 or A3 copy to display.
- RESOURCE 7.6 – Lesson 7 icon**
Print one A4 or A3 version to match your timeline size.

Additional equipment

- RESOURCE 1.6 – Timeline** with icon from the previous lesson attached
- Blu-Tack

HEART LANGUAGE

Optional: Print the passage in the students' heart languages for them to read or take home.

Visit bible.com or biblegateway.com to find a number of international translations.

Part 1. Great names in history

Activate knowledge

Ask 'Can anyone share an interesting birth story?'

Accept responses.

Invite students to discuss the origin, meaning and significance of their names.

Focus on language

Write *great names in history* across the top of the board.

Ask 'Can you think of any great names in history?'

Write the names students suggest in a list on the left side of the board until you have at least as many names on the board as students in your class.

Invite students to suggest what makes these people great and encourage discussion.

Write some of the sentences from the students on the board, correcting and clarifying language as you go.

Ask 'How many of these people are great because of the family they come from?'

Ask 'How many of these people are great because of what they have done?'

Undertake speaking tasks

Choose one or more tasks to suit your context.

Speaking task 1: Group sequencing

Distribute one blank strip to each student from **RESOURCE 7.1 – Blank strips**.

**RESOURCE 7.1 –
Blank strips**
Print and cut enough
for one strip per
person.

Allocate one name from the board to each student.

Invite students to copy the name onto their strip.

Invite students to stand up and hold their name so that everyone can see it.

Invite students to talk with each other about how great these people are, and form a line from greatest to the least great.

(**Note:** The important part of this activity is the discussion. If they can't agree on a ranking after some time, that's okay.)

Speaking task 2: Pair discussion

Divide students into pairs.

Invite students to make a list with their partner of some things these 'great people' have in common (e.g. they were all babies once, they all make mistakes, they will all die, they all have feelings).

Invite pairs to take turns sharing their lists with the class.

Speaking task 3: Board game

Distribute **RESOURCE 7.2 – Board game** and the tokens and dice you have brought from home to small groups of students.

Invite students to play the game in small groups.

**RESOURCE 7.2 –
Board game**

Print one per 3 or 4
people.

Lead into Bible

Say 'In our Bible time, God promises a baby who will be great because he will rule forever.'

Part 2. The coming of God's king

Luke 1:28–33 (paraphrase)

This Bible paraphrase will be referred to later in this lesson.

The angel greeted Mary and said, 'The Lord has blessed you in a special way. He is with you.' Mary was very upset by his words. She wondered what he meant. But the angel said to her, 'Do not be afraid, Mary. You will become pregnant and give birth to a son. You must call him Jesus. He will be great and will be called the Son of the Most High God. God will make him a king like his father David from long ago. He will rule forever over his people. His kingdom will never end.'



Review previous lessons

Display the timeline with the icons from the previous lessons attached.

Invite a volunteer to summarise the previous lessons as you point to the icons on the timeline.

Prompt if necessary.

TIMELINE AND ICON SUMMARY	
<i>(The lines in italics fill in the crucial history between the lessons.)</i>	
Point to icons on the timeline	Summary statements
<p>1</p> 	<p>God made a good world, and he rules over it. God made people to be his friends and rule the world under him.</p>
<p>2</p> 	<p>People rejected God's rule and broke their friendship with him. God sent them out of the garden.</p>
<p>3</p> 	<p>God chose a man and promised to bless his descendants with their own land under his rule. God promised to bless all people through them.</p>
<p>4a</p> 	<p><i>Abram lived with his descendants in the land but during a famine they went to Egypt. After a long time, they became slaves in Egypt.</i></p>
<p>4b</p> 	<p>God used Moses to rescue his people from slavery in Egypt and promised to give them their own land.</p>

<p>5</p> 	<p>God gave the people a good king to rule them in their land. God promised that a descendant of King David would one day rule forever.</p>
<p>6</p> 	<p>David's son, King Solomon, disobeyed God. God took the kingdom from him and sent his people out of their land.</p>

Predict content

Write the following words on the board: *angel, Mary, afraid, son, great, king, rule, forever.*

Ask 'What do you think the Bible story will be about?'

Encourage students to use as many of the words on the board as possible in answer to this question.

Read and comprehend

Activity 1: Spoken gap-fill

Read the text below slowly, pausing to prompt students to guess the missing content:

The angel greeted (pause) _____ (*Mary*) and said, 'The Lord has blessed you in a special way. He is with you.'

Mary was very upset by his words. She wondered what he meant. But the angel said to her, 'Do not be (pause) _____ (*afraid*), Mary. You will become pregnant and give birth to a son. You must call him (pause) _____ (*Jesus*).

He will be (pause) _____ (*great*) and will be called the Son of the Most High God.

HEART LANGUAGE

Optional: Invite students to read Luke 1:28–33 in their heart language.

Visit bible.com or biblegateway.com to find a number of international translations.

**RESOURCE 7.3 –
Gap-fill activity**
Print one per person.

God will make him a (pause) _____ (*king*) like his father (pause) _____ (*David*) from long ago.

He will rule (pause) _____ (*forever*) over his people. His kingdom will never (pause) _____ (*end*).'

Activity 2: Written gap-fill

Distribute **RESOURCE 7.3 – Gap-fill activity** to each student.

Invite students to collaborate with the people around them to complete the gap-fill activity.

Read the paraphrased Bible text aloud again, inviting students to check their answers.

Clarify any words or phrases that are new to your students.

Activity 3: True or false

Distribute **RESOURCE 7.4 - Paraphrased Bible text** to each student.

Invite students to read the text quietly to themselves.

Say the following statements, inviting students to respond with a thumbs up or thumbs down:

- 'Mary was excited when the angel greeted her.'
(F – she was very upset)
- 'Mary understood what the angel was saying.'
(F – Mary wondered what he meant)
- 'The angel told Mary to fear God.'
(F – the angel said, 'Do not be afraid')
- 'The angel told Mary she would have a son.' (T)
- 'The angel told Mary what her son's name would be.'
(T – Jesus)
- 'The angel told Mary that her son would also be God's son.' (T – Son of the Most High God)

**RESOURCE 7.4 –
Paraphrased Bible text**
Print one per person.

- 'The angel said that God would make her son a carpenter like Joseph.' (*F – make him a king*)
- 'Mary's son will rule forever.' (*T*)
- 'His kingdom will never end.' (*T*)

Invite curiosity

Ask 'Do you have any questions or comments about the text?'

Accept responses and discuss.

Timeline and summary statement

Display **RESOURCE 7.5 – Summary sketch** and invite a volunteer to summarise the text in their own words.


Attach **RESOURCE 7.6 – Lesson 7 icon** to the timeline as you summarise the Bible text (use **Completed timeline** on page 6 as a guide):

RESOURCE 7.5 – Summary sketch

Print one A4 or A3 copy to display.

RESOURCE 7.6 – Lesson 7 icon

Print A4 or A3 version to match your timeline size.

Place this icon in next position on timeline	Say
	<p>'God's promise to bless the world was fulfilled in King Jesus, a descendant of King David.'</p>

An important question

Ask 'How will God bless the world through Jesus?'

7.1 RESOURCE – Blank strips

Lesson 7: Part 1. Great names in history
Print and cut enough for one strip per person.



<p>START</p>	<p>What makes someone great?</p>	<p>How is this picture about greatness?</p> 	<p>Name one famous person.</p>
<p>You are great! Move forward 5 spaces.</p> <p>→</p>	<p>Name a person who is NOT famous whom you think is great.</p>	<p>Talk about a birth announcement you remember.</p>	<p>What is happening in this picture?</p> 
<p>Talk about your favourite baby names.</p>	<p>Describe this picture.</p> 	<p>What makes a good ruler?</p>	<p>Name someone who has ruled for a long time.</p>
<p>What does 'forever' mean?</p>	<p>Are these people great? Why/why not?</p> 	<p>Have you ever met anyone famous? If so, who?</p>	<p>Who is someone great you would love to meet?</p>
<p>How is this picture about greatness?</p> 	<p>What does your name mean?</p>	<p>Move back 3 spaces.</p> <p>←</p>	<p>FINISH</p>

7.3 RESOURCE – Gap-fill activity

Lesson 7: Part 2. The coming of God's king – Luke 1:28–33
Print one per person.

Use the words in the box to fill in the gaps.

forever	Mary	David
afraid	end	great
king	Jesus	

The angel greeted _____ and said, 'The Lord has blessed you in a special way. He is with you.' Mary was very upset by his words. She wondered what he meant. But the angel said to her, 'Do not be _____, Mary. You will become pregnant and give birth to a son. You must call him _____.

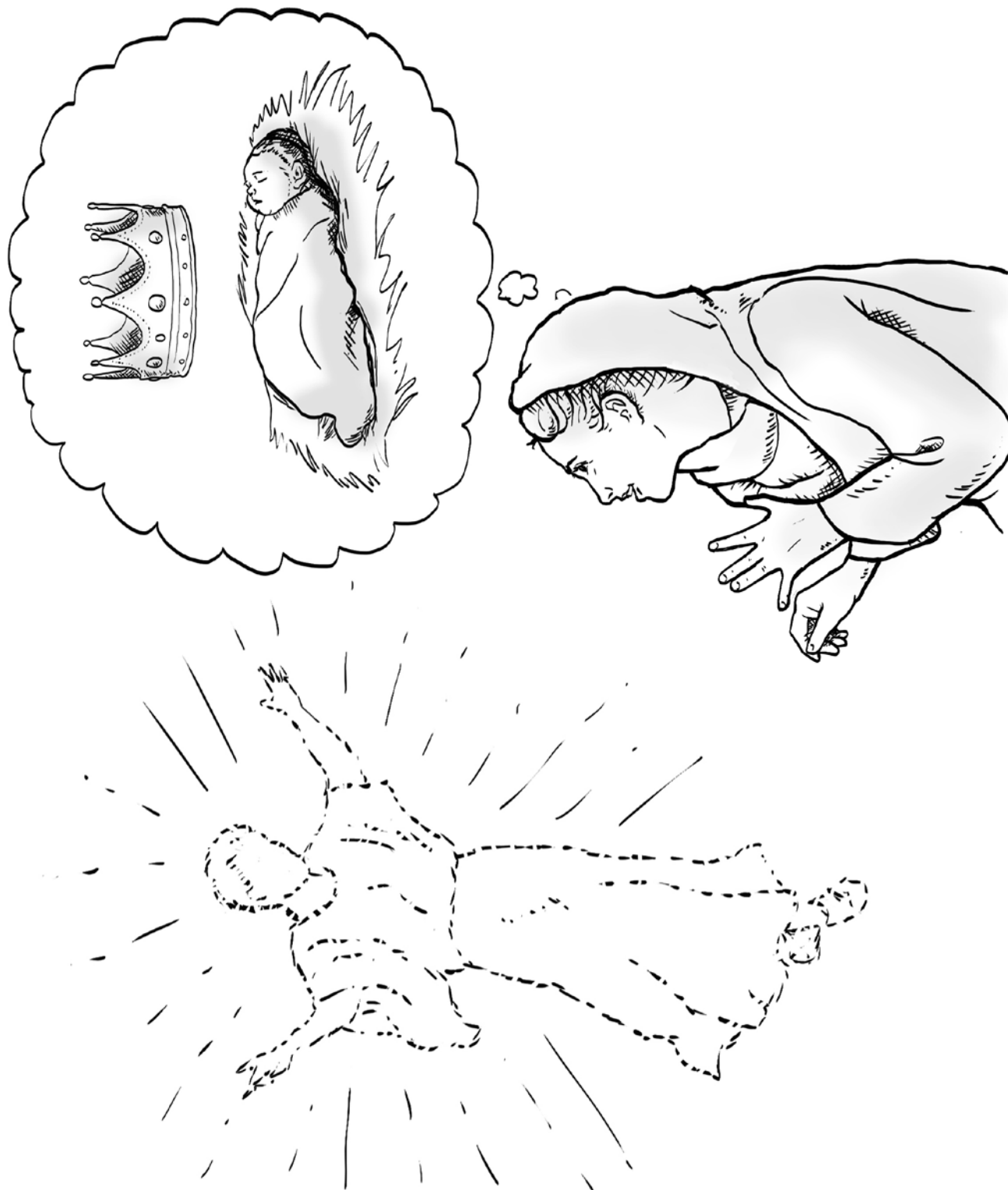
He will be _____ and will be called the Son of the Most High God. God will make him a _____ like his father _____ from long ago. He will rule _____ over his people. His kingdom will never _____.'

Luke 1:28–33

The angel greeted Mary and said, 'The Lord has blessed you in a special way. He is with you.' Mary was very upset by his words. She wondered what he meant. But the angel said to her, 'Do not be afraid, Mary. You will become pregnant and give birth to a son. You must call him Jesus. He will be great and will be called the Son of the Most High God. God will make him a king like his father David from long ago. He will rule forever over his people. His kingdom will never end.'

7.5 RESOURCE – Summary sketch

Lesson 7: Part 2. The coming of God's king – Luke 1:28-33
Print one A4 or A3 copy to display.



7.6 RESOURCE – Lesson 7 icon

Lesson 7: Part 2. The coming of God's king – Luke 1:28–33
Print one A4 or A3 version to match your timeline size.

A4 version



A3 version

