

English for Life

Bible Overview

Ten Bible-based English lessons

Intermediate

Written by Danielle McGregor
Illustrations by Ivan Smith

Lesson 10

PART 1 (APPROXIMATELY 1 HOUR):

Future hopes and dreams

PART 2 (APPROXIMATELY 1/2 HOUR):

Creation restored
Revelation 21:1, 3–5a

BIG IDEA:

Everyone who follows Jesus will live as friends with God, under his perfect rule in his new creation.



Prepare lesson

Part 1. Future hopes and dreams

Print resources

- RESOURCE 10.1 – Worksheet**
Print one per person.
- RESOURCE 10.2 – Question cards**
Print enough cards for half of the class to have one card each.

Part 2. Creation restored

Read scripture

- Revelation 21:1, 3–5a in your Bible
- Revelation 21:1, 3–5a paraphrase on page 215

Print resources

- RESOURCE 10.3 – Paraphrased Bible text**
Print one per person.
- RESOURCE 10.4 – Summary sketch**
Print one A4 or A3 copy to display.
- RESOURCE 10.5 – Lesson 10 icon**
Print one A4 or A3 version to match your timeline size.

Additional equipment

- RESOURCE 1.6 – Timeline** with icon from the previous lesson attached
- Blu-Tack

HEART LANGUAGE

Optional: Print the passage in the students' heart languages for them to read or take home.

Visit bible.com or biblegateway.com to find a number of international translations.

Part 1. Future hopes and dreams

Activate knowledge

Write *a better world* on the board.

Invite students to brainstorm what this world would be like.

Write students' suggestions on the board, correcting errors as you go.

Focus on language

Distribute **RESOURCE 10.1 – Worksheet** to each student.

Invite students to talk with the people around them to complete the worksheet.

Undertake speaking tasks

Choose one or more tasks to suit your context.

Speaking task 1: Circle discussion

Divide the class in half.

Arrange students into 2 concentric circles. The inner circle should face outwards and the outer circle should face inwards, so that students are facing each other in pairs.

Give a different question card from **RESOURCE 10.2 – Question cards** to each student in the outer circle.

(**Note:** More than one student can have the same question card if necessary.)

Invite the students in the outer circle to ask their partners the questions on their cards.

**RESOURCE 10.1 –
Worksheet**
Print one per person.

**RESOURCE 10.2 –
Question cards**
Print enough cards for
half of the class to have
one card each.

Allow 30–60 seconds for the students in the inner circle to answer.

Instruct the students in the outer circle to move one position in a clockwise direction and ask the same question of a new partner.

Repeat until original partners are reunited.

Instruct the students in the outer circle to give their card to the person opposite them.

Repeat the activity.

Speaking task 2: Memory game

Write *The perfect ruler would be ...* on the board.

Clarify the meaning of the word 'ruler'.

Circle the word 'would' and explain that this word can be used when we are imagining something.

Form one large circle.

Start the game by saying 'The perfect ruler would be honest.'

Invite a helper or confident student to repeat your sentence and add a characteristic (e.g. The perfect ruler would be honest and kind.).

Invite students to continue, adding a new characteristic each time (prompt if necessary: powerful, kind, compassionate, courageous, decisive, creative, confident, passionate, a good listener, etc.). You may need to explain that 'and' is only used before the last item in a list.

Speaking task 3: Sharing stories

Divide students into pairs.

Invite students to talk about a good ruler or leader.

Encourage students to ask each other questions.

 **Lead into Bible**

Say 'Our Bible time is about a good ruler in a good new world.'

Part 2. Creation restored

Revelation 21:1, 3–5a (paraphrase)

This Bible paraphrase will be referred to later in this lesson.

I saw a new heaven and a new earth. The first heaven and the first earth were gone. I heard a loud voice from the throne. It said, 'Look! God now makes his home with the people. He will live with them. They will be his people and he will be their God. He will wipe away every tear from their eyes. There will be no more death and no more sadness. There will be no more mourning or pain. The old way of things has finished.'

The one on the throne said, 'I am making everything new!' Then he said, 'Write this down. You can trust these words. They are true.'






Review previous lessons

Display the timeline with the icons from the previous lessons attached.

Invite a volunteer to summarise the previous lessons as you point to the icons on the timeline.

Prompt if necessary.

TIMELINE AND ICON SUMMARY	
<i>(The lines in italics fill in the crucial history between the lessons.)</i>	
Point to icons on the timeline	Summary statements
<div style="display: flex; align-items: center; justify-content: center;"> <div style="background-color: #0070C0; color: white; padding: 5px; margin-right: 10px;">1</div>  </div>	<p>God made a good world, and he rules over it. God made people to be his friends and rule the world under him.</p>
<div style="display: flex; align-items: center; justify-content: center;"> <div style="background-color: #0070C0; color: white; padding: 5px; margin-right: 10px;">2</div>  </div>	<p>People rejected God’s rule and broke their friendship with him. God sent them out of the garden.</p>
<div style="display: flex; align-items: center; justify-content: center;"> <div style="background-color: #0070C0; color: white; padding: 5px; margin-right: 10px;">3</div>  </div>	<p>God chose a man and promised to bless his descendants with their own land under his rule. God promised to bless all people through them.</p>
<div style="display: flex; align-items: center; justify-content: center;"> <div style="background-color: #0070C0; color: white; padding: 5px; margin-right: 10px;">4a</div>  </div>	<p><i>Abram lived with his descendants in the land but during a famine they went to Egypt. After a long time, they became slaves in Egypt.</i></p>
<div style="display: flex; align-items: center; justify-content: center;"> <div style="background-color: #0070C0; color: white; padding: 5px; margin-right: 10px;">4b</div>  </div>	<p>God used Moses to rescue his people from slavery in Egypt and promised to give them their own land.</p>

5		<p>God gave the people a good king to rule them in their land. God promised that a descendant of King David would one day rule forever.</p>
6		<p>David's son, King Solomon, disobeyed God. God took the kingdom from him and sent his people out of their land.</p>
7		<p>God's promise to bless the world was fulfilled in King Jesus, a descendant of King David.</p>
8		<p>When Jesus died, he took our punishment for rejecting God so that we can be God's friends instead of his enemies.</p>
9		<p>God raised Jesus from the dead and he rules forever. We can belong to Jesus' kingdom by trusting and obeying him.</p>

Predict content

Write *I am making everything new* on the board.

Say 'This is a statement from the Bible.'

Ask 'Who do you think says this?'

Accept responses.

Ask 'What do you think it means?'

Accept responses.

HEART LANGUAGE

Optional: Invite students to read Revelation 21:1, 3–5a in their heart language.

Visit bible.com or biblegateway.com to find a number of international translations.

**RESOURCE 10.3 –
Paraphrased Bible text**
Print one per person.



Read and comprehend

Activity 1: Listen and describe

Say ‘The Bible text today is a vision that a man called John saw and wrote down.’

Invite students to close their eyes as you read the Bible text, and to imagine the place that is described.

Read the paraphrased Bible text aloud.

Ask ‘What did you imagine as I read the text? What did you see in your mind?’

Accept responses and encourage discussion by asking questions.

Activity 2: Read and circle

Divide students into pairs.

Distribute **RESOURCE 10.3 – Paraphrased Bible text** to each student.

Invite students to read the passage aloud in their pairs, circling the word ‘will’ every time they read it (in bold below):

I saw a new heaven and a new earth. The first heaven and the first earth were gone. I heard a loud voice from the throne. It said, ‘Look! God now makes his home with the people. He **will** live with them. They **will** be his people and he **will** be their God. He **will** wipe away every tear from their eyes. There **will** be no more death and no more sadness. There **will** be no more mourning or pain. The old way of things has finished.’ The one on the throne said, ‘I am making everything new!’ Then he said, ‘Write this down. You can trust these words. They are true.’

Invite volunteers to read aloud the statements that include the word ‘will’.

Activity 3: Pair discussion

Say ‘If you could ask God questions about his new world, what would you ask him?’

Invite pairs to discuss this and share the questions they would have for God.

Invite curiosity

Ask ‘Do you have any questions or comments about the text?’

Accept responses and discuss.


Timeline and summary statement

Display [RESOURCE 10.4 – Summary sketch](#) and invite a volunteer to summarise the text in their own words.

Attach [RESOURCE 10.5 – Lesson 10 icon](#) to the timeline as you summarise the Bible text (use **Completed timeline** on page 6 as a guide):

RESOURCE 10.4 – Summary sketch
Print one A4 or A3 copy to display.

RESOURCE 10.5 – Lesson 10 icon
Print A4 or A3 version to match your timeline size.

Place this icon in next position on timeline	Say
<div style="display: flex; align-items: center; justify-content: center;"> <div style="background-color: #0070C0; color: white; padding: 5px; margin-right: 10px;">10</div>  </div>	<p>‘Everyone who follows Jesus will live as friends with God, under his perfect rule in his new creation.’</p>

An important question

Ask ‘What do you like most about this image of a new world?’

1. Find and circle these words in the find-a-word below:

V L C E A E V G L V E X O A Q
 I W P I I F N G Q M J W P N W
 E A R T H I T I G Q C D E N N
 I P L G N L H S C R I V V I B
 S M C R H S S E N D A S M K A
 G G U O G Q M A V E J K X O O
 O O U W M R J G H Q E V C X D
 M R D X P F N M S J C T V Z F
 Y E I L Q T O C P B W Z G W U
 K O J V Y E J R R S R O R B U
 U W J D K A Z G T H F P D R J
 S Y A Y R R O D T G O E W S Q
 N P A I N S I N Q A A M M U Z
 I F Y Z U F Q N C T U G E N O
 V R W E I D I S H P U W W M K

- heaven
- earth
- home
- tears
- death
- sadness
- joy
- life
- mourning
- pain
- comfort

2. Write 3 sentences including as many of the words from the find-a-word as possible.

1. _____

2. _____

3. _____

3. Share your sentences with the people around you.

10.2 RESOURCE – Question cards

Lesson 10: Part 1. Future hopes and dreams
Print enough cards for half of the class to have one card each.



What do you
hope to do
tomorrow?

Bible Overview.In.10

What would
your perfect
day be like?

Bible Overview.In.10

What are the
most important
things in life?

Bible Overview.In.10

What do you
hope to do
next week?

Bible Overview.In.10

What would a
perfect world
be like?

Bible Overview.In.10

What do you
hope to do
when you retire?

Bible Overview.In.10

What do you
dream about
doing one day?

Bible Overview.In.10

What is a good
friendship like?

Bible Overview.In.10

What brings
you comfort?

Bible Overview.In.10

What are your
hopes for
your family?

Bible Overview.In.10

Tell me about
a time when
someone
comforted you.

Bible Overview.In.10

Tell me about
your dreams for
the future.

Bible Overview.In.10

What are your
hopes for this
year?

Bible Overview.In.10

Tell me about a
time when you
were joyful.

Bible Overview.In.10

Tell me about a
good friend of
yours.

Bible Overview.In.10

Revelation 21:1, 3–5a

I saw a new heaven and a new earth. The first heaven and the first earth were gone. I heard a loud voice from the throne. It said, 'Look! God now makes his home with the people. He will live with them. They will be his people and he will be their God. He will wipe away every tear from their eyes. There will be no more death and no more sadness. There will be no more mourning or pain. The old way of things has finished.' The one on the throne said, 'I am making everything new!' Then he said, 'Write this down. You can trust these words. They are true.'

10.4 RESOURCE – Summary sketch

Lesson 10: Part 2. Creation restored – Revelation 21:1, 3–5a
Print one A4 or A3 copy to display.



10.5 RESOURCE – Lesson 10 icon

Lesson 10: Part 2. Creation restored – Revelation 21:1, 3–5a
Print one A4 or A3 version to match your timeline size.

A4 version



A3 version

