

English for Life

---

# Bible Overview

Ten Bible-based English lessons

---

## Intermediate

Written by Danielle McGregor

Illustrations by Ivan Smith

---

# Lesson 9

## **PART 1** (APPROXIMATELY 1 HOUR):

### **Change**

## **PART 2** (APPROXIMATELY 1/2 HOUR):

### **The king is raised**

**Acts 2:32–33a, 36–39a**

### **BIG IDEA:**

God raised Jesus from the dead and he rules forever. We can belong to Jesus' kingdom by trusting and obeying him.

 **Prepare lesson****Part 1. Change****Print resources**

- RESOURCE 9.1 – Change pictures**  
Print one set of photos.
- RESOURCE 9.2 – Word cards**  
Print enough cards for each person to have one word.

**Part 2. The king is raised****Read scripture**

- Acts 2:32–39 in your Bible
- Acts 2:32–33a, 36–39a paraphrase on page 191

**Print resources**

- RESOURCE 9.3 – Summary sketch**  
Print one A4 or A3 copy to display.
- RESOURCE 9.4 – Bible text strips**  
Print one set per pair, cut and shuffle.
- RESOURCE 9.5 – Paraphrased Bible text**  
Print one per person.
- RESOURCE 9.6 – Lesson 9 icon**  
Print one A4 or A3 version to match your timeline size.

**Additional equipment**

- RESOURCE 1.6 – Timeline** with icon from the previous lesson attached
- Blu-Tack

**HEART LANGUAGE**

Optional: Print the passage in the students' heart languages for them to read or take home.

Visit [bible.com](http://bible.com) or [biblegateway.com](http://biblegateway.com) to find a number of international translations.

RESOURCE 9.1 –  
Change pictures

Print one set of photos.

## Part 1. Change

### Activate knowledge

**Divide** class into small groups.

**Distribute** a different picture from **RESOURCE 9.1 – Change pictures** to each group.

**Invite** groups to discuss what they see in their pictures.

**Invite** each group to write a sentence about the message of their picture (i.e. what idea is the picture communicating / what is the picture saying?).

**Invite** groups to share their pictures and sentences with the class.

**Invite** students to add or suggest other meanings or ideas communicated by each picture.

### Focus on language

**Write** the words *regret*, *upset*, *change*, *forgive* and *promise* down the left side of the board.

**Invite** students to give the past tense of the verb forms of each word.

(**Note:** The past tenses of *forgive* are *forgave* – i.e. I forgave you as soon as you said it – and *forgiven* – i.e. I have forgiven you. It is not necessary to elicit both of these.)

**Invite** students to suggest sentences using the past tense forms of the words.

**Write** one or 2 sentences next to each word, correcting errors as you go.

## Undertake speaking tasks

Choose one or more tasks to suit your context.

### RESOURCE 9.2 – Word cards

Print enough cards for  
each person to have  
one word.

### Speaking task 1: Creating a story together

**Distribute** one word card from **RESOURCE 9.2 – Word cards** to each student.

(**Note:** Two or more students can have the same word if necessary.)

**Invite** students to use their word in a sentence to build a story about change as a class or in small groups.

**Repeat** this task by shuffling and redistributing the cards.

**Note** (for yourself) sentences to improve with the class when they have completed their story.

**Write** 3 sentences from the story on the board and work together to improve the English.

### Speaking task 2: Small group discussion

**Divide** students into small groups.

**Invite** students to share with their group about a time when they:

- changed their minds, and/or
- made a decision they regret, and/or
- made a good change to their life.

### Speaking task 3: Building language together

**Write** You \_\_\_\_\_, but she \_\_\_\_\_ on the board.

**Invite** students to complete this sentence.

Examples:

You hid the chocolate, but she found it and ate it.

You said there would be no dessert, but she brought a cake for dessert.

**Invite** students to work in their groups to construct more sentences following this pattern.

## **Lead into Bible**

**Say** 'In our Bible time, God's king is raised to life and people are invited to change their minds about him.'

## Part 2. The king is raised

### Acts 2:32–33a, 36–39a (paraphrase)

This Bible paraphrase will be referred to later in this lesson.

Peter said, 'God has raised Jesus to life. We are all witnesses of it. Jesus has been given a place of honour at the right hand of God. He has received the promised Holy Spirit from the Father. People of Israel, you nailed Jesus to the cross, but God has made him Lord and King.'

When the people heard this, they were very upset. They asked Peter, 'What shall we do?' Peter replied, 'Repent and be baptised in the name of Jesus. Then your sins will be forgiven, and you will receive the Holy Spirit. The promise is for you and your children. It is also for all who are far away.'

## Review previous lessons





**Display** the timeline with the icons from the previous lessons attached.

**Invite** a volunteer to summarise the previous lessons as you point to the icons on the timeline.

**Prompt** if necessary.

TIMELINE AND ICON SUMMARY	
<i>(The lines in italics fill in the crucial history between the lessons.)</i>	
Point to icons on the timeline	Summary statements
<p>1</p> 	<p>God made a good world, and he rules over it. God made people to be his friends and rule the world under him.</p>
<p>2</p> 	<p>People rejected God's rule and broke their friendship with him. God sent them out of the garden.</p>
<p>3</p> 	<p>God chose a man and promised to bless his descendants with their own land under his rule. God promised to bless all people through them.</p>
<p>4a</p> 	<p><i>Abram lived with his descendants in the land but during a famine they went to Egypt. After a long time, they became slaves in Egypt.</i></p>
<p>4b</p> 	<p>God used Moses to rescue his people from slavery in Egypt and promised to give them their own land.</p>



5		God gave the people a good king to rule them in their land. God promised that a descendant of King David would one day rule forever.
6		David's son, King Solomon, disobeyed God. God took the kingdom from him and sent his people out of their land.
7		God's promise to bless the world was fulfilled in King Jesus, a descendant of King David.
8		When Jesus died, he took our punishment for rejecting God so that we can be God's friends instead of his enemies.

### RESOURCE 9.3 – Summary sketch

Print one A4 or A3  
copy to display.

### HEART LANGUAGE

Optional: Invite students to read Acts 2:32–33a, 36–39 in their heart language.

Visit [bible.com](http://bible.com) or [biblegateway.com](http://biblegateway.com) to find a number of international translations.

## Predict content

Display **RESOURCE 9.3 – Summary sketch**.

Invite students to tell you what they see, think and wonder about the sketch.

Ask 'What do you think the Bible story will be about?'

Accept responses.

## Read and comprehend

### Activity 1: Sequencing Bible text strips

Divide students into pairs.

**RESOURCE 9.4 –  
Bible text strips**

Print one set per pair,  
cut and shuffle.

**RESOURCE 9.5 –  
Paraphrased Bible text**

Print one per person.

**Distribute** a set of cut up and shuffled strips from **RESOURCE 9.4 – Bible text strips** to each pair.

**Invite** students to read and sequence the strips in pairs.

**Read** the text aloud, allowing students time to check and rearrange their strips if necessary.

**Invite** students to take turns reading the text from the strips in their pairs.

### Activity 2: Clarifying vocabulary

**Distribute** **RESOURCE 9.5 – Paraphrased Bible text** to each student.

**Read** the text aloud again, inviting students to circle words that are new to them.

**Define** new words as a class.

### Activity 3: Retelling the story

**Invite** students to retell the story in their pairs.

**Invite** volunteers to share their recounts with the class.

**Encourage** other students to fill in any missing details.

### Invite curiosity

**Ask** 'Do you have any questions or comments about the text?'

**Accept** responses and discuss.


**RESOURCE 9.6 –  
Lesson 9 icon**

Print A4 or A3 version  
to match your timeline  
size.

## ! Timeline and summary statement

Display **RESOURCE 9.3 – Summary sketch** and invite a volunteer to summarise the text in their own words.

Attach **RESOURCE 9.6 – Lesson 9 icon** to the timeline as you summarise the Bible text (use **Completed timeline** on page 6 as a guide):

Place this icon in next position on timeline	Say
	<p>'God raised Jesus from the dead and he rules forever. We can belong to Jesus' kingdom by trusting and obeying him.'</p>

## ! An important question


Ask 'Who is the promise of forgiveness for?'


















9.1 RESOURCE – Change pictures

Lesson 9: Part 1. Change  
Print one set of photos.





Bible Overview.In.9

**new**

Bible Overview.In.9

**promised**

Bible Overview.In.9

**regret**

Bible Overview.In.9

**changed**

Bible Overview.In.9

**upset**

Bible Overview.In.9

**think**

Bible Overview.In.9

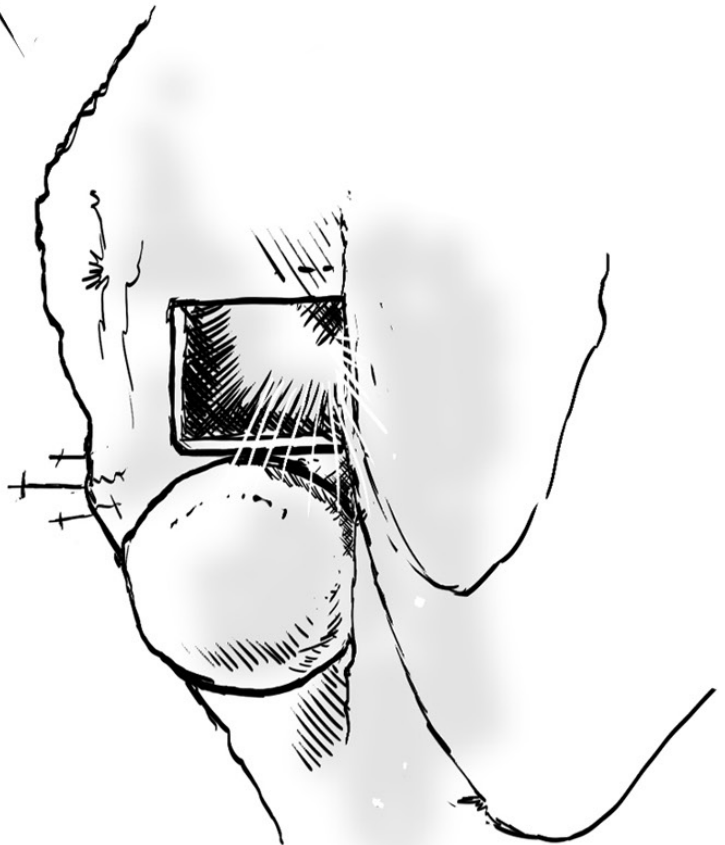

**decided**

Bible Overview.In.9

**life**

9.3 RESOURCE – Summary sketch

Lesson 9: Part 2. The king is raised – Acts 2:32-33a, 36-39a  
Print one A4 or A3 copy to display.



## 9.4 RESOURCE – Bible text strips

Lesson 9: Part 2. The king is raised – Acts 2:32–33a, 36–39a  
Print one set per pair, cut and shuffle.



Bible Overview.In.9

Peter said, 'God has raised Jesus to life. We are all witnesses of it. Jesus has been given a place of honour at the right hand of God.'

Bible Overview.In.9

'He has received the promised Holy Spirit from the Father. People of Israel, you nailed Jesus to the cross, but God has made him Lord and King.'

Bible Overview.In.9

When the people heard this, they were very upset.

Bible Overview.In.9

They asked Peter, 'What shall we do?'

Bible Overview.In.9

Peter replied, 'Repent and be baptised in the name of Jesus.'

Bible Overview.In.9

'Then your sins will be forgiven, and you will receive the Holy Spirit.'

Bible Overview.In.9

'The promise is for you and your children. It is also for all who are far away.'

### **Acts 2:32–33a, 36–39a**

Peter said, 'God has raised Jesus to life. We are all witnesses of it. Jesus has been given a place of honour at the right hand of God. He has received the promised Holy Spirit from the Father. People of Israel, you nailed Jesus to the cross, but God has made him Lord and King.'

When the people heard this, they were very upset. They asked Peter, 'What shall we do?' Peter replied, 'Repent and be baptised in the name of Jesus. Then your sins will be forgiven, and you will receive the Holy Spirit. The promise is for you and your children. It is also for all who are far away.'

9.6 RESOURCE – Lesson 9 icon

Lesson 9: Part 2. The king is raised – Acts 2:32-33a, 36-39a  
Print one A4 or A3 version to match your timeline size.

A4 version



A3 version

