

English for Life

Bible Overview

Ten Bible-based English lessons

Intermediate

Written by Danielle McGregor

Illustrations by Ivan Smith

Lesson 8

PART 1 (APPROXIMATELY 1 HOUR):

A story of sacrifice

PART 2 (APPROXIMATELY 1/2 HOUR):

Death of the king Romans 5:6–9

BIG IDEA:

When Jesus died, he took our punishment for rejecting God so that we can be God's friends instead of his enemies.

 **Prepare lesson**

Part 1. A story of sacrifice

Print resources

- RESOURCE 8.1 – Sacrifice pictures**
Print one set of photos.
- RESOURCE 8.2 – Sacrifice text**
Print one per person.
- RESOURCE 8.3 – Sacrifice picture sheet**
Print one per pair.

Part 2. Death of the king

Read scripture

- Romans 5:6–9 in your Bible
- Romans 5:6–9 paraphrase on page 165

Print resources

- RESOURCE 8.4 – Paraphrased Bible text**
Print one per person.
- RESOURCE 8.5 – Summary sketch**
Print one A4 or A3 copy to display.
- RESOURCE 8.6 – Lesson 8 icon**
Print one A4 or A3 version to match your timeline size.

Additional equipment

- RESOURCE 1.6 – Timeline** with icon from the previous lesson attached
- Blu-Tack

HEART LANGUAGE

Optional: Print the passage in the students' heart languages for them to read or take home.

Visit bible.com or biblegateway.com to find a number of international translations.

Part 1. A story of sacrifice

Activate knowledge

Divide students into small groups.

Distribute a different picture from **RESOURCE 8.1 – Sacrifice pictures** to each group.

Invite groups to discuss what they see in their pictures and what the picture illustrates about sacrifice (giving up something for someone else).

Invite groups to share their pictures and explanations with the class.

RESOURCE 8.1 – Sacrifice pictures

Print one set of photos.

Focus on language

Divide students into small groups.

Tell students that you will read a text about sacrifice twice.

Invite students to listen the first time and take notes as they listen again.

Read the following text aloud twice:

Cave Hero Tribute

After their rescue, 12 young footballers and their coach mourn the loss of Navy diver Saman Kunan who died rescuing them from an underwater cave.

About a week after their rescue, the boys were told about the former Navy Seal's personal sacrifice for them. Kunan was part of a team of people who were willing to risk their safety to rescue the desperate boys and their coach from the cave. They were powerless. They were not able to save themselves after water flooded the exit to the cave.

**RESOURCE 8.2 –
Sacrifice text**
Print one per person.

The 38-year-old Navy diver delivered three oxygen tanks to the boys but lost consciousness on his return trip. His diving partner was unable to revive him. The boys were in tears when they found out about the man's death on their behalf. They expressed thanks to Saman Kunan by bowing to his picture.

Invite small groups to work together to write a summary of the information in the text.

Invite one group to read out their summary.

Invite others to add details and correct any content.

Distribute **RESOURCE 8.2 – Sacrifice text** to each student.

Divide students into pairs.

Invite students to read the text in pairs.

Define any new words as a class.

Undertake speaking tasks

Choose one or more tasks to suit your context.

Speaking task 1: Complete the sentence

Write the following sentence starter on the board:

- If I found out that someone had died to rescue me, I would feel ...*

Invite pairs to create as many endings to the sentences as they can.

Speaking task 2: Retell from a different perspective

Say 'I am going to retell the story from the perspective of the soccer coach.'

Retell the story using the following script as a suggestion:

How do we thank a man who gave his life for us?
I could not save my team, but Saman died for us.
The boys cried when they found out about his death
on their behalf. We will always be in debt to Saman.

Invite students to read the original text aloud in their pairs.

Invite students to take turns retelling the story from the perspective of:

- a. the boys
- b. Saman Kunan's wife.

Invite volunteers to share their perspectives with the class.

Speaking task 3: Share stories prompted by a picture

Distribute [RESOURCE 8.3 – Sacrifice picture sheet](#) to pairs.

Model telling a short story from your life prompted by a picture on the sheet.

E.g. My great uncle fought in World War I. He was injured and changed by the war. When he returned, he was awarded a Victoria Cross for bravery. He sacrificed his health and wellbeing for our country.

Invite students to choose a picture that helps them share a story from their life about sacrifice. (Prompt by asking 'Have you ever given something up for someone else?' or 'Has someone made sacrifices for you?' or 'Do you know someone who has made a big sacrifice for someone else?')

Invite students to share stories in their pairs.

Lead into Bible

Say 'In our Bible time a king dies for his enemies.'

**RESOURCE 8.3 –
Sacrifice picture sheet**
Print one per pair.

Part 2. Death of the king

Romans 5:6–9 (paraphrase)

This Bible paraphrase will be referred to later in this lesson.

At just the right time, Christ died for people who had not obeyed God. He died for us when we were powerless. It is unusual for anyone to die for someone else. Maybe someone would be willing to die for a good person. But God has shown us how much he loves us. Even when we did not obey God, Christ died on our behalf.

Because Christ died on the cross, God accepts us. So we know that Christ will save us when God judges everyone. Because of Jesus, God will not be angry with us or punish us. While we were still God's enemies, God's Son died on our behalf. As a result, we became God's friends.




Review previous lessons

Display the timeline with the icons from the previous lessons attached.

Invite a volunteer to summarise the previous lessons as you point to the icons on the timeline.

Prompt if necessary.

TIMELINE AND ICON SUMMARY	
<i>(The lines in italics fill in the crucial history between the lessons.)</i>	
Point to icons on the timeline	Summary statements
<p>1</p> 	<p>God made a good world, and he rules over it. God made people to be his friends and rule the world under him.</p>
<p>2</p> 	<p>People rejected God's rule and broke their friendship with him. God sent them out of the garden.</p>
<p>3</p> 	<p>God chose a man and promised to bless his descendants with their own land under his rule. God promised to bless all people through them.</p>
<p>4a</p> 	<p><i>Abram lived with his descendants in the land but during a famine they went to Egypt. After a long time, they became slaves in Egypt.</i></p>
<p>4b</p> 	<p>God used Moses to rescue his people from slavery in Egypt and promised to give them their own land.</p>

<p>5</p> 	<p>God gave the people a good king to rule them in their land. God promised that a descendant of King David would one day rule forever.</p>
<p>6</p> 	<p>David's son, King Solomon, disobeyed God. God took the kingdom from him and sent his people out of their land.</p>
<p>7</p> 	<p>God's promise to bless the world was fulfilled in King Jesus, a descendant of King David.</p>

HEART LANGUAGE

Optional: Invite students to read Romans 5:6–9 in their heart language.

Visit bible.com or biblegateway.com to find a number of international translations.

RESOURCE 8.4 –
Paraphrased Bible text
Print one per person.

🔍 Predict content

Write *The king must die* on the board.

Ask 'What do you think the Bible text will be about?'

Accept responses.

📖 Read and comprehend

Activity 1: Spoken gap-fill

Distribute **RESOURCE 8.4 – Paraphrased Bible text** to each student.

Write the following words down the left side of the board: *friends, powerless, good, behalf, accepts, save, unusual, enemies, judges.*

Define these words as a class.

Invite students to read the text quietly and circle the words that are written on the board when they come to them in the text.

Read the text below slowly, pausing to prompt students to contribute the missing content:

At just the right time, Christ died for people who had not obeyed God. He died for us when we were (pause) _____ (powerless).

It is (pause) _____ (unusual) for anyone to die for someone else.

Maybe someone would be willing to die for a (pause) _____ (good) person.

But God has shown us how much he loves us. Even when we did not obey God, Christ died on our (pause) _____ (behalf).

Because Christ died on the cross, God (pause) _____ (accepts) us.

So we know that Christ will (pause) _____ (save) us when God (pause) _____ (judges) everyone.

Because of Jesus, God will not be angry with us or punish us.

While we were still God's (pause) _____ (enemies), God's Son died on our behalf. As a result, we became God's (pause) _____ (friends).

Activity 2: Vocabulary building

Say the words listed below one by one and invite the class to suggest:

- a. a synonym/word(s) with a similar meaning
- b. the past tense

Words: die (a. de cease, pass away b. died), show (a. reveal b. has shown/showed), obey (a. follow b. obeyed), accept (a. welcome b. accepted), save (a. rescue b. saved), judge (a. condemn b. judged).

Activity 3: True or false

Make the following statements, inviting students to respond with a thumbs up or thumbs down indicating true or false:

- Jesus died for his friends. (*F – he died for his enemies.*)
- If we try to be good, God will accept us. (*F – he will accept us if we trust in Jesus.*)
- We can only hope that God will welcome us into heaven. (*F – heaven is certain for those who trust Jesus.*)
- We can become friends with God because what Jesus has done, not because of what we do. (*T*)

? Invite curiosity

Ask 'Do you have any questions or comments about the text?'

Accept responses and discuss.

! Timeline and summary statement

Display [RESOURCE 8.5 – Summary sketch](#) and invite a volunteer to summarise the text in their own words.


**RESOURCE 8.5 –
Summary sketch**

Print one A4 or A3
copy to display.

**RESOURCE 8.6 –
Lesson 8 icon**

Print A4 or A3 version
to match your timeline
size.

Attach **RESOURCE 8.6 – Lesson 8 icon** to the timeline as you summarise the Bible text (use **Completed timeline** on page 6 as a guide):

Place this icon in next position on timeline	Say
	<p>'When Jesus died, he took our punishment for rejecting God so that we can be God's friends instead of his enemies.'</p>

An important question

Ask 'How was it possible for God to love his enemies?'

8.1 RESOURCE – Sacrifice pictures

Lesson 8: Part 1. A story of sacrifice
Print one set of photos.



8.1 RESOURCE – Sacrifice pictures

Lesson 8: Part 1. A story of sacrifice
Print one set of photos.



8.1 RESOURCE – Sacrifice pictures

Lesson 8: Part 1. A story of sacrifice
Print one set of photos.



8.1 RESOURCE – Sacrifice pictures

Lesson 8: Part 1. A story of sacrifice
Print one set of photos.



8.1 RESOURCE – Sacrifice pictures

Lesson 8: Part 1. A story of sacrifice
Print one set of photos.



8.1 RESOURCE – Sacrifice pictures

Lesson 8: Part 1. A story of sacrifice
Print one set of photos.



Cave Hero Tribute

After their rescue, 12 young footballers and their coach mourn the loss of Navy diver Saman Kunan who died rescuing them from an underwater cave.

About a week after their rescue, the boys were told about the former Navy Seal's personal sacrifice for them. Kunan was part of a team of people who were willing to risk their safety to rescue the desperate boys and their coach from the cave. They were powerless. They were not able to save themselves after water flooded the exit to the cave.

The 38-year-old Navy diver delivered three oxygen tanks to the boys but lost consciousness on his return trip. His diving partner was unable to revive him. The boys were in tears when they found out about the man's death on their behalf. They expressed thanks to Saman Kunan by bowing to his picture.



Cave Hero Tribute

After their rescue, 12 young footballers and their coach mourn the loss of Navy diver Saman Kunan who died rescuing them from an underwater cave.

About a week after their rescue, the boys were told about the former Navy Seal's personal sacrifice for them. Kunan was part of a team of people who were willing to risk their safety to rescue the desperate boys and their coach from the cave. They were powerless. They were not able to save themselves after water flooded the exit to the cave.

The 38-year-old Navy diver delivered three oxygen tanks to the boys but lost consciousness on his return trip. His diving partner was unable to revive him. The boys were in tears when they found out about the man's death on their behalf. They expressed thanks to Saman Kunan by bowing to his picture.

8.3 RESOURCE – Sacrifice picture sheet

Lesson 8: Part 1. A story of sacrifice
Print one per pair.



Romans 5:6–9

At just the right time, Christ died for people who had not obeyed God. He died for us when we were powerless. It is unusual for anyone to die for someone else. Maybe someone would be willing to die for a good person. But God has shown us how much he loves us. Even when we did not obey God, Christ died on our behalf.

Because Christ died on the cross, God accepts us. So we know that Christ will save us when God judges everyone. Because of Jesus, God will not be angry with us or punish us. While we were still God's enemies, God's Son died on our behalf. As a result, we became God's friends.

8.5 RESOURCE – Summary sketch


Lesson 8: Part 2. Death of the king – Romans 5:6-9
Print one A4 or A3 copy to display.



8.6 RESOURCE – Lesson 8 icon

Lesson 8: Part 2. Death of the king – Romans 5:6–9
Print one A4 or A3 version to match your timeline size.

A4 version



A3 version

