


Jesus' rescue plan

5 sessions about Easter for K-6



JESUS
all about life

Introduction

These Bible sessions are adaptable to your situation. Everyone has a different amount of time, different space, equipment and numbers of children and leaders! Change things to suit you.

These lessons are split into **4 sections**. Choose the elements in each that fit your setting and are helpful to discipling your children:

Overview – prepare yourself to lead and guide by praying, reading and understanding the Bible message.

A. Explore – chose activities to explore the Bible story theme.

B. Bible story and questions – present and discover the Bible story and then discuss it.

C. Apply to my life – choose activities to reinforce and apply the Bible message.

Session Page Numbers

- | | |
|---------------------------|----|
| 1. The King comes | 3 |
| 2. Jesus servant King | 9 |
| 3. Good news for everyone | 16 |
| 4. New life | 22 |
| 5. Jesus rescues everyone | 29 |



1. The King comes

Luke 19:28-40

**Jesus is the triumphant King
ready to rescue his people.**

Overview for the leader/parent:

Read **Luke 19:28-40** and meditate on God's Word.

Millions celebrate this major event in the life of Jesus on Palm Sunday. Jesus rode into Jerusalem on a donkey. The people laid clothes and palm branches on the road. Children hailed Him as King, and called 'Hosanna'- meaning 'save us'.

Jesus did not behave like the King they expected. The crowd wanted to be saved from the Romans who occupied their land and taxed them heavily. They expected a warrior King. However, Jesus was focused on the Cross to rescue people from something far more serious than Roman taxes. He wanted to rescue us from the power and consequences of sin.

A. EXPLORE ACTIVITIES

These activities help to explore and experience elements of the Bible story. Choose according to your time frame.

Leader story

A leader welcomes the children and tells a story about a time when they were rescued from a difficult situation by someone much bigger and stronger. Say how this felt.

Rescue game

Play a game of ***stuck in the mud*** with a slight modification- there is only one **rescuer**. One child or leader is the **tagger**. They must run around and try and tag others. When someone is tagged, they must stand still with their legs apart so the **rescuer** can crawl through their legs. The rescuer cannot be tagged. The game ends when everyone has been tagged. Play again if there is time.

Debrief questions

- What did you notice about the game?
- How did people react when they weren't rescued how or when they wanted to be?

Action words

Leader says: '**Hosanna**' (makes a salute to the King)

Children answer: '**Jesus saves us**' (make up action)

Song

Choose a song to sing or chant.

Activity: who should carry who?

A leader chooses the smallest child and carries them to the other end of the hall and back as if it is a rescue. Say to the children: *'This seems the right way to do it'. I am bigger so I carry the smaller person. But what if it was the other way around? Do you think the small child could carry me?'*



Let the child try and then ask them to pretend they are a donkey. Say: *'We are going to hear a story about Jesus who rides into Jerusalem on a young donkey.'*

B. BIBLE STORY & QUESTIONS



Big story of the Bible (optional video)

Watch the video from Max7 **Big Story of the Bible** to set the Palm Sunday story into the bigger context of the Bible.

<https://www.max7.org/en/resource/big-story-of-the-bible-kingdom-theme>

We are going to focus on *Jesus* in this set of lessons.



Read and tell Luke 19:28-40 – Palm Sunday

Tell the Bible story in a fun way.

Optional Idea: An Interview


Ask volunteers to be the main characters in the story. Interview them as if they are eye witnesses. Ask each of them a few questions to help the group understand the story. E.g. “Sir, what is happening on the streets today.” “What surprised you most?”

Use a phone camera to capture the interviews.

Small group discussion

- What unusual things happened in the story?
- Why do you think so many people came out to see Jesus? What different reasons might there be?
- What did people call out to Jesus? (explain 'Hosanna')
- What would you have called out to Jesus?
- What do you think the people thought Jesus might do after the grand entry? What did happen? (Luke 19:45-48)
- Do you think Jesus just wanted to be popular? Why?

Jesus came to rescue us all from sin. People at that time wanted Him to be a different kind of popular King, but Jesus knew he had to die on the cross to save us.



Memory verse

**‘Blessed is He who comes in the Name of the Lord.
Hosanna in the highest.’ Matthew 21:9b (NIV)**

Suggestion: Put the words to music or rhythm in small groups. Then perform for one another.

Poster making activity

Ask children to imagine they were part of the crowd and were holding signs as Jesus went past. What would they write on the signs? Give children large paper, paints or pens to make some posters of praise to Jesus. Children can work in groups or alone. They could design the posters like palm branches or T-shirts.

Pray together

All in prayer. Each child can shout out a short statement of praise to Jesus and hold up a poster they have made.

7 Day Challenge

Challenge children and leaders to write signs of praise on paper and display them in their homes to remind them to praise Jesus. Ask children what sort of words could be written.





2. Jesus servant King

Luke 22:7-27

**Jesus shows His greatness
by being the servant of all people.**

Overview for the leader/parent:

The Passover is a festival celebrated by the Jews to remember how God rescued them from the Egyptians. The blood of a lamb spread on their doorposts saved them from death.

Jesus celebrates the Passover with His disciples. Jesus is showing how the Passover is like His death. His blood will save them from death. The disciples find it difficult to understand and argue about who is the greatest. Jesus shows them that He wasn't great because He was popular, or wise, or powerful. He was great because He is a servant King. He expects us to follow His example.

- How are you great? How can you better serve Jesus?

A. EXPLORE ACTIVITIES

Leader welcome

Review the 7 Day Challenge from last week. Ask the children to tell you the *greatest thing they have ever done*. Tell them a story from your own experience. Bring out the vanity of your *greatness* if possible.

Game: Counting game

Children find a partner. Each child puts their right hand behind their back. On the count of three, both put their hands in front of them with one or more fingers showing. The first person to add the number of fingers of both players and say the number wins. Play the best of 3 and then go on as a 'knockout' competition. See who is champion in the group.

Song

Choose a song to sing/chant/act out.

Or try:

Great? Serve!



<https://www.max7.org/en/resource/great-serve>

Great and famous

Ask children to sit in groups of five on the floor. Ask each group to write the names of five famous 'great' people on separate pieces of paper. Place all the names in a basket. The leaders pull out the names of the people one by one and describe the person without saying their name. The first group to guess the person wins a point. Go through all the names and count the points to see which group wins. Play the game again with the same names but this time the leaders must only use one word and actions to describe the person. Once again the teams have to guess and keep their score. Keep the game moving quickly.

- Why were most of these people great?
- What do you think makes someone great?

Categories

Each group remains together. Ask each group to think of categories of reasons for being great. For example, people might think they are great because:

- they are good at sport,
- or they are smarter than others.

Put some of the names that were guessed into those categories.

Action words

Leader says: 'Jesus is Great'

Children answer: 'He is the servant of all'

Debrief questions

- Did anyone have *servant* as a category for reasons for being great? Why not?

Big story of the Bible (optional)

Re-watch the video from Max7 "Big Story of the Bible" from session 1 or print off the PowerPoint slides and stick them on the wall as a way of seeing how these stories fit into the big story of the Bible.

Tell them we are going to focus on ***Israel and the promise*** in this lesson.



B. BIBLE STORY AND QUESTIONS

Read Luke 22:7-27

Small group discussion

Explain the ceremony of the Passover to the group.



- What surprises you about this story?
- Why do you think Jesus gave the disciples bread and wine to help them remember Him?
- What did Jesus really want them to remember?
- How is Jesus' idea of greatness so different from everyone else's idea of greatness?
- How was Jesus a servant of all?

Jesus said that true greatness comes from being a servant. Jesus is an example for us to remember and follow.

Reflection activities

Re-enact the Last Supper

Invite a pastor or elder to re-enact the Last Supper or do this as friends/family. Try to make the words and concepts as simple as possible for all the children to understand.



Feet washing (optional) - The Passover feast in the Gospel of John includes Jesus washing His disciples' feet (John 13:1-17). Ask the leaders to wash the feet of the children. Once a child has had their feet washed they can go and wash someone else's feet. Play some quiet music.



Memory verse

[Jesus said] I have set you an example that you should do as I have done for you. John 13:15 (NIV)

Write each word on a different piece of paper and hide them around the room. Hunt for the memory verse. When all the words are found, try and arrange them in a sentence as a big group.

Pray

Invite children to kneel. Lead them in a prayer of thanks to Jesus for being a servant. Ask that we all learn to be great by serving others.

7 Day Challenge

Ask the children to think of how they would like others to remember them when they die. For example: loving, helpful, fun. Challenge them to live that way this week.





3. Good news for everyone

John 18:19-24, 18:28–19:30

**Jesus chose to follow God's rescue plan
and die for others.**

Overview for the leader/parent:

Read and meditate on John 18:19-24, 18:28–19:30. This is only a very small part of the whole story of Jesus' journey to the cross.

John's account of the trial and death of Jesus shows us that Jesus knew what He had to do and was choosing to obey God by going to His death. He does not beg for His life, He does not try to gain Pilate's sympathy, and He faces those soldiers who will execute Him with silence. Through the pain of execution, Jesus puts His life in God's hands. When Jesus gives up His life, the world is then able to receive its salvation from Him.

A. EXPLORE ACTIVITIES

Leader story

Leader tells a true story of a brave thing they or someone else has done.

Mime – What would you choose?

As the leader calls out two choices, the children must decide which one they prefer and then mime that activity to show their choice. Make up some of your own to add to the game. Once you have been through them all repeat some and get faster.

Ideas for choices:

- Chocolate or strawberry ice cream
- Blue or red
- Vegetables or salad
- Football or tennis
- Climb a mountain or go to the beach
- Read a book or draw a picture
- Play in a band or dance

Debrief questions

- How did you make your choice?
- How did it feel when your choice was the most popular? When your choice was the least popular?
- Did you ever think about changing your choice?

- Did others ever influence you?

Song

Choose a song to do.

Bravery vote


Pair and share with a partner the bravest thing you have ever seen someone do. Decide which is the bravest.

Then ask pairs to join to form groups of four and tell the bravest act from each pair. Decide together which is the bravest. A vote may be needed.

Now join the groups of four to make eight. Decide which is the bravest story by voting. Keep going in this manner to find the bravest story in the whole group.

Link

Say to the group that we will be reading the story of the bravest man in history. He died to save many others.




B. BIBLE STORY AND QUESTIONS

Read John 18:19-24, 18:28–19:30

Jesus is unjustly killed

This is a long reading so make sure the children are comfortable so they can listen. Play some peaceful music in the background as you read or retell the true story of Jesus' trial and crucifixion.



(Optional) You could show this video which uses segments of **Matthew 26:57—28:10** to tell the story.

<https://www.max7.org/en/resource/followingjesus-animation-5>

Small group discussion

- What impressed you most about the story?
- Since you woke up today how many choices have you made? Were there any risks?
- What would have happened if you made a different choice? *E.g. choosing to get out of bed – staying in bed.*
- What makes a choice worth taking a risk as great as Jesus did? *John 18:36, Romans 5:8*
- What is the biggest choice you have made?
- Why do you think Jesus made this choice to die?
- What consequences did Jesus face because of the choice he made?
- What does “Everything is done” mean? (*verse 30*)

This is part of the whole rescue plan. Because of Jesus’ choice to obey God’s plan and die on the cross, He did everything necessary for us to be joined, not separated from God.

C. APPLY TO MY LIFE

Reflection activity

Allow children to sit alone and think about this question for 3 minutes. ***How do you feel about the fact that Jesus chose to rescue you?***

Then work with a partner. One will be *clay* and the other the *sculptor*. Allow time for each child to sculpt their partner into a position that shows how they feel.

Memory verse

Jesus said, “Father forgive these people! They don’t know what they are doing.” Luke 23:34 (CEV)

Make up actions to remember this Bible verse.

Prayer

Sit alone and pray. Give thanks to Jesus for His sacrifice.

7 Day Challenge

The challenge this week is to think about the choices you make this week and the consequences. Has the fact that Jesus died for you changed how you make your choices?





4. New life

Luke 24:1-12,36-53; Mark 15:46

There is good evidence that Jesus was dead but came back to life. He is God.

Overview for the leader/parent:

Think about the first time you believed that Jesus actually came back to life.

- What helped you believe?
- Was it the evidence itself or did you trust the person who told you? Was it easy or difficult to accept it as true?

Our faith hinges on the belief that Jesus rose from the dead. His death and sacrifice only make sense if He conquered death and is alive today.

- How does His resurrection affect you and help you today?

Spend some time praising and thanking God for His kindness and power.

A. EXPLORE ACTIVITIES

Leader welcome

The leader asks other leaders these questions:

- How do you know something is true? How is it tested?

Review the lesson from last week. Ask questions.

Activity: True or false

One leader has a list of true or false facts about the other leaders. Some of these are easy to guess, others can be a bit surprising and mysterious. Have two areas marked **True** and **False**. The Games Leader states the 'fact' and the leader it's associated with. The children must make a decision about the statement and run to either **True** or **False**. It can be played as an elimination game.

Song

Choose a song to sing.

Evidence challenge

Divide the children into groups, and give each group a plastic bag to **tag and bag** the *evidence* for Jesus' resurrection. (Plastic gloves are optional.) Children will go around in groups to the eight places marked (maybe by a plastic marker like a crime scene). Put a question, pieces of paper, pencils/pens and a Bible at each place (or passages printed out). Groups will need to look up the different Bible references to

answer the question then write the answer on a piece of paper and put it into the plastic *evidence bag*.



Marker Questions (One question for each marker)

1. How do you know that Jesus' body was not just stolen? Was the tomb secure? Read Mark 15:46.
2. What did the women notice when they first saw the tomb? Read Luke 24:1-2.
3. What did the women find when they went to see the body of Jesus? Read Luke 24:1-3.
4. Who told the women that Jesus was alive? Read Luke 24:3-7.
5. Who saw the tomb was empty? Read Luke 24:12.
6. How does Jesus prove He is real and not a ghost? Read Luke 24:36-39.
7. Again, how does Jesus prove He is not a ghost? Read Luke 24:40-43.
8. Where had it been predicted that these things would happen to Jesus? Read Luke 24:44-46.

Note to Leaders: These are the sort of answers the children may write down as their 'evidence'.

1. Tomb was solid rock with a stone rolled in front of it.
2. Stone was rolled away.
3. Tomb was empty.
4. Angels said Jesus was alive.
5. Peter saw the empty tomb.
6. Jesus showed His scars and they touched His flesh.
7. Ghosts can't eat but Jesus ate with them.
8. The things Jesus did, had been written about in the books of the Law, the Prophets and Psalms years before.

Optional link

Refer to **Big Story of the Bible**.



B. BIBLE STORY AND QUESTIONS

Read Luke 24:1-12, 36-53

Jesus comes back to life

Ask children to sit in groups and then review the evidence they found. Go through each question and ask group members to read out their evidence to everyone. Another leader could pin up and display the evidence after it has been mentioned to the group. Ask the children:

- How can we sort/categorise this information?
- Where did this information come from?

Small group discussion

Think about 'evidence' in small groups.

- How do you know something is true?
- What do you do to test the truth of something you can't see for yourself?

Reflection

Think about the evidence we found today.

- What did we learn from this evidence?
- Do the children believe the evidence they searched for today?

When Jesus died, He was able to make things right between us and God by offering us forgiveness. This forgiveness is available to us if we turn back to God.

C. APPLY TO MY LIFE

Forgiveness – What Jesus' resurrection means

Read Luke 24:36-49 aloud. Then ask these questions:

- If Jesus really did come alive again 2000 years ago, should that mean anything for us today?
- Why did Jesus have to die?

(Jesus took our place. He took our punishment for turning our back on God. He has made a new agreement with us so that we can be made right with God if we accept what Jesus has done. This gives us God's forgiveness.)

Reflect – 7 Day Challenge

Today we've seen the evidence of Jesus being raised to life from death on a cross. This week think about what Jesus has done each time you eat (break bread) and drink (pour water).




Memory verse

Everyone who has faith in me will live, even if they die. Do you believe this? John 11:25-26 (CEV)

Write each word on a different piece of paper. Say the verse together. Now hide a word. Say the whole verse again. Keep hiding more words as you say it aloud together.

Prayer

Ask the children if any one of them would like to make the decision to turn to God because of what Jesus has done and be forgiven. Allow a quiet time of prayer and reflection. Never force a decision.





5. Jesus rescues everyone

Acts 10:1-43 – God’s rescue plan is for everyone.

Overview for the leader/parent:

The only way to be rescued from sin is through Jesus. He is the Saviour of the whole world.

At first the Jews, such as the disciple Peter, thought that Jesus’ salvation was just for the Jews. God had to do some amazing things to show these early believers that God’s plans were much bigger than they suspected. God taught them through amazing dreams, circumstances, and the blessing of His Holy Spirit that the whole world needs to hear and receive the Good News of Jesus’ rescue.

Pray for wisdom and energy to reach others with this news.

A. EXPLORE ACTIVITIES

Leader welcome

The leader welcomes all the children with a handshake and a smile. See how long it will take for the leader to shake hands with everyone in the group.

- Ask the children what they would think if the leader didn't want to shake hands with people wearing red clothes.

Ask children to tell stories about how they couldn't belong to something for some reason.

Song

Choose a song to do.

Game: Tag build-up

Begin the game with one child who is the **tagger**. They chase other children to tag them. When a child is tagged, they join hands with the tagger and try to tag other children. When they tag a third person the three hold hands and try to tag another. When there are four, they split into pairs and continue the game like this until everyone has been tagged.

Play again if there's time. Change the rules so the line doesn't split up when there are four. Instead it keeps getting bigger. Stop the game when ready.

- What did you notice about the game when we changed the rules and didn't split up?

Action Words

- **True!** Raise your arms high over your head with thumbs up and run in circles and shout “True!”
- **Believe!** Stretch out arms wide with hands outstretched and ask in a strange voice “Do you believe this?”
- **Good News** When this is shouted by the leader all the children huddle in groups and shout ‘for everyone.’

Show children these actions then play a game like ‘**Captain’s coming**’ and include other words like north, south, east, west and ‘Jesus is coming again.’

Group challenge

See how long it takes for each child to have their hand shaken again. But this time, once someone has shaken a child’s hand, that child may go and shake hands with others. Compare times with the first leader’s challenge.

- What did children notice about the times?

Optional link

Refer to Big Story of the Bible.




B. BIBLE STORY AND QUESTIONS

Read Acts 10:34-43 – Peter's vision

Draw the main events of the story to retell it.

You can use this book to tell the story. The story starts on page 56 and has pictures you can colour.



<https://www.max7.org/en/resource/tengreatstoriesaboutpeter>

Small group discussion

Gather the children in small groups to discuss these questions:

- What did you find curious about the story?
- What did Peter learn during this time?
- What do we learn about God's purpose through this story?
- What can we learn from this story?
- What happened after this and why is this important? Read Acts 11 (*Christians were persecuted and scatter across the region*).

Jesus' rescue plan is good news. It is for everyone in the world to know about.

Helping hands



Trace around your hands (or just look at your hands to help you remember).

Use the right hand to help you remember the things you want to ask God for that will help you tell others about Jesus' rescue (e.g. courage, faith etc.). You can use the hand you traced to write/draw things on.

Use the left hand to help you remember people you want to share God's rescue with. Write their names down or draw a picture to help you remember to pray for them and share with them.

Memory verse

We have put our hope in the living God, who is the Saviour of all men, and especially of those who believe. 1 Timothy 4:10b (NIV)

Give the children the memory verse handwritten by the leader. Then copy it to give to someone else in the room. Pass it on.

Prayer

Make a list of all the types of people who need to be rescued by Jesus. Pair and share some of these ideas and pray for any of these people.

7 Day Challenge

The challenge this week is to use your two hands (or hand tracings) to remind you (i) to pray for the things you are asking God to help you with so you can be a witness to Jesus, and (ii) to pray for the people you know who need to be rescued.

