

All Ages Easter Activity Stations and Service

Jesus is alive and He's given us life



At Easter, we enjoy hollow chocolate eggs. Why?

Christians celebrate an empty tomb. Why?

INTRODUCTION

Eggs hold new life – they are made to “hatch” so that new life emerges. Tombs are not made for life – they are made to respectfully care for the body of someone who has died. These Activity Stations will help people of all ages experience that Jesus, God’s Son, is alive. Jesus is alive forever, and He offers everyone new life with Him, life that goes on forever.

How to use this pack

This pack has been written to support an Easter event that looks at the whole Easter story from Passover and Good Friday to Easter Sunday. Seven activity stations have been developed on the theme, ***Jesus is alive and He has given us life.***

Choose which Activity Stations you want to run. Appoint a *conductor* from amongst your leaders for each station. That person reads the instructions, gathers the items, sets up the station and guides the participants through that activity. You may want more helpers for the more hands-on stations such as the chocolate and seedling stations.

Have the stations set up and ready to go as soon as people arrive. We recommend you run the activity stations for 30 minutes. This is an approximation; they are written for all ages and all abilities, so flex with the needs and capacity of your participants. Give people plenty of time (3–5-minute warning) to transition from their activity to the church service.

Bring people together for a short Easter service. Use the ‘Leader Wrap Up’ sections as a guide to debrief each of the stations and draw out their meaning during the service. (See *Talking points* on page 14) The short, modifiable Bible talk is based on John 14:5–7 and 1 John 5:11. Finish the service with prayer in the Prayer Station. A conversational meal or snack time is optional – choose any further activity based on the capacity of your event team, and the culture of your participants.

Timing

30 minutes	Activity Stations
30-40 minutes	Interactive Easter service (see <i>Event Run Sheet</i> on page 4)
30+ minutes	Time to eat (a meal, Easter Eggs or Easter Bread); and build relationships.

Setting up the stations


- Gather volunteers beforehand to be *conductors* or *helpers* to look after each station. You hope & plan to encourage meaningful interactions.
- Print the station posters you want to use (starting on page 19).
- Gather and prepare the equipment needed at each station (listed in the station descriptions starting on page 5).

Short Easter Service

A simple format of 2–3 songs; getting feedback from the activities; short Bible talk and/or video; a prayer; and song to end. (See sample All Ages Service *Event Run Sheet* on page 4.)

Finishing the Event

You could also celebrate with an Easter egg hunt (or hot cross buns or an Easter BBQ). Once everyone has an egg, ask what they are thankful for this Easter, pray and then enjoy the eggs.



CONTENTS


<i>Event Run Sheet</i> (with approximate timings)	Page 4
<i>Station Preparation and Instructions</i> (for station conductors and their helpers)	Page 5
<i>Host Talking Points</i> (wrap up comments for each activity)	Page 14
<i>Short Bible Talk</i> (for the service)	Page 16
<i>Station Instruction Sheets for Conductors</i> (and printable activity sheets for participants)	Page 19

EVENT RUN SHEET

Segment/ timing	All Ages Easter Service – with Activity Stations	Notes	Team member/s
Easters Stations (30 min)	People can choose to do all or just some of the activity stations. Encourage people to do the activities with others from different age groups. Children, teens, adults – together.	Stations need to be ready to run as people arrive.	Conductors and helpers. All participate.
Transition Phase (5 min)	Play music to call people into your Easter service. Have an easy-to-join activity running in the service space for children who rush in quickly. Maybe a follow-the-leader action game that can run while the music is playing.	Give 5 minutes to help people transition.	Host and Conductors help.
Opening songs (6 min)	1. Easter song on the theme: Jesus is alive. 2. Easter song on the theme: Jesus gives us life forever.	Choose whatever is appropriate.	Musicians
Pray and Welcome (7 min)	Pray to open the time together. Ask for volunteers to ‘show and tell’ what they have made or an activity they did. Briefly reinforce the message of each activity. Run through each of the activity stations in order so you can tell the story of the first Easter. See page 14 for the <i>Talking Points</i> and ‘Leader Wrap up’ for each station.		Host
Video (2 min)	Show an Easter video to spark curiosity or give an overview of the Easter story. Look here: https://www.max7.org/en/library/weaskedkidsabouteeaster/		AV
Bible readings and Short talk (5–15 min)	Bible Reading – volunteers could read the short Bible reading together or create actions for each word. John 14:5–7 and 1 John 5:11 *Short talk based on John 14:6 (on page 16).		Speaker and volunteers
Pray together (5–10 min)	Gather around the prayer activity station. Choose 3–5 volunteers who would like to pray a thank you, sorry or please prayer that they have written themselves or from the prayer slips in the bowl. Concluding Prayer: Lord Jesus, thank you that we don’t need to look for you on the cross or in a graveyard. You are alive – the living Lord Jesus – the Son of God. Please, Jesus, be Lord of our lives. Give us your forever life and help us as we live life in this world, to live it to the full in you. Amen.		All
Notices (5 min)	Include an invitation to stay for Easter Egg Hunt or Easter food and conversation.		Host
Song and final blessing (5 min)	3. Easter song on the theme: we’re so happy Jesus is alive, or God has a place for us in heaven! Final blessing.		Musicians and Host



ACTIVITY 1 – GOD’S BIG STORY



You will need:

- God’s Big Story Station Poster & printout (on page 19)
- Copies of "God's Big Story" sheet enough for each person doing the activity (on page 20)
- Cut-outs of each of the 6 pictures (on page 21)
- Pens/pencils

Try this:

Leader or other readers in the group can read each of the 6 parts/acts of God’s big story in order. Sort through the pictures together and match the picture that best fits each act by drawing the picture on your “God’s Big Story” sheet.

God’s Big Story

1. CREATION

God made everything perfectly, and this is God’s world. He is the rightful ruler. He made us to be His friends, forever living His way.

2. SIN

People decided they didn’t need or want God to rule them. This is sin. Sin destroys relationships.

3. STORY OF ISRAEL

People have tried to find ways to get back to a perfect relationship with God, but they cannot do it through their own efforts. God rescues them each time. We try to be good but continually fail.

4. JESUS

God’s son lived among us and did not sin. He died to take the punishment for everyone’s sin and then came back to life three days later.

5. THE CHURCH

The Church is Jesus' 'body' on earth. It is made up of sinners who have been saved by grace. He empowered the church to spread His message of love to everyone in the world. This continues today.

6. NEW CREATION

A new life awaits those who believe in Jesus. God will reign forever, and we will worship Him. God will judge and restore all His creation.

Leader Wrap-up

The Bible tells us that Jesus, God's Son, came to earth 2,000+ years ago. He humbled Himself and became human – to suffer as well as showing us what God is like. He even chose to die and then God raised Him to life. Now Jesus offers that *forever life* to us – where does all that fit in the big story of this earth and us as humans?

The Bible is God's big story of this world and us, and it's still going. It can be summarised into 6 parts or 6 acts (like in a play). We are all in Act 5 right now, waiting for Act 6 at the end of time.

ACTIVITY 2 – ORDER THE PICTURES OF WHAT HAPPENED AT EASTER

You will need:

- The Epic Easter E.G.G. (Egg Graphical Game) station poster (on page 22)
- The Epic Easter E.G.G. (Egg Graphical Game) cards printed and cut out (on page 23)
- See correct picture order below
- <https://www.max7.org/en/resource/Eastercardgame>

CARDS IN ORDER:

7. Jesus washes his disciples feet – John 13:1-17

11. The Last Supper and Judas goes to betray Jesus –
Matthew 26:17-30

1. Jesus in the Garden of Gethsemane – Matthew 26:36-46

2. Jesus arrested and Peter uses his sword – Matthew 26:47-56

5. Jesus before the High Priest – Matthew 26:57-68

10. Peter says he doesn't know Jesus, three times –
Matthew 26:31-35 & Matthew 26:69-75

14. Jesus on trial before Pontius Pilate – Matthew 27:1-2 & 11-14

6. Pontius Pilate asks whether the crowd want Jesus
or Barabbas freed – Matthew 27:15-26

3. Jesus carries the cross – Matthew 27:27-32

8. Jesus dies on a cross – Matthew 27:33-53

9. The soldier at the foot of the cross – Matthew 27:54-56

12. Joseph puts Jesus in his tomb – Matthew 27:57-66

4. The angel rolls the stone away – Matthew 28:1-4

15. Peter and John run and find the tomb empty – John 20:1-10

13. The disciples tell Thomas that Jesus has risen – John 20:19-31



Try this:

- Order the pictures to retell the true story of Easter. What happens at the end? OR
- Take a few cards each and tell the story together, adding a card to the story when it gets to your part.

Leader Wrap-up

Christians celebrate Easter each year to remember what happened to Jesus, God's Son, during his death and resurrection. Why? Because what happened is incredible! Over 2,000 years ago, Jesus went all over Israel for three years, healing sick people, performing miracles and telling people that He was sent by God to bring life – life to the full. He also spent time teaching and training a small group of men called disciples. He showed them how to live God's way by serving and loving others. Leaders of the day did not believe Jesus was God's Son. They had Him arrested and unfairly put to death on a Roman cross. But what happened next was amazing. Although Jesus died and was buried in a heavily-guarded tomb, three days later the tomb was empty. Jesus had risen from the dead and was alive!



ACTIVITY 3 – LEGO BUILD-AN-EASTER-SCENE

You will need:

- Build an Easter Scene Station poster (on page 24)
- Video story of Easter, starting at Good Friday and finishing with Jesus and the disciples together again.

<https://www.max7.org/en/resource/followingjesus-animation-5>



- You can also have some different Children’s Bibles open to the Easter story (e.g. Action Bible, Jesus Storybook Bible etc.).
- Lego and small base plates (if possible) or building blocks.

Try this:

From what you know of the true story of Easter – create a scene from that story, a character or symbol and explain to someone else why you made it.

You might like to read or watch different accounts of the first Easter.

Leader Wrap-up

Most of us know that at Easter, there are often chocolate bunnies and eggs to hunt and eat or special bread like hot cross buns to enjoy.

Some of us may know what took place at Easter over 2,000 years ago because we have read it in the Bible or heard about it from others. It is worth finding out the true story of what happened!



ACTIVITY 4 - EMPTY TOMB FOOD CRAFT

You will need:

- Hollow chocolate eggs
- biscuits
- coloured matchsticks or toothpicks – pre-glued in a cross shape with melted chocolate or food-safe/non-toxic glue
- melted chocolate to create the scenes
- Extra spatulas or craft sticks to apply the melted chocolate.

Try this:

Make an empty tomb out of half a hollow egg, a biscuit, and a cross made of food-safe craft sticks. Use melted chocolate to stick it all together. See step-by-step instructions on the *Tomb Craft Activity Sheet* on page 25.

Leader Wrap-up

At Easter, we enjoy hollow chocolate eggs. Why?

Christians celebrate an empty tomb. Why?

How can an empty tomb, normally associated with death, mean life to the full?

Because life doesn't live there! That's why it's empty.

The Bible tells us (and other historical documents of the time) that after Jesus died, He was put in a tomb, but three days later, friends like Mary, Peter and John visited the tomb to find it empty. Jesus was not there because He had come back to life. (Matthew 28:1–15; Mark 16:1–18; Luke 24:1–12; John 20:1–20)

Roman guards had been placed at the tomb to ensure no one could take Jesus' body and then **pretend** He'd come back to life (Matthew 27:62–66). But they were no match for Jesus' resurrection power – the gospels tell us they were so afraid they shook and became like “dead men” when an earthquake struck, and a frightening angel rolled the stone that sealed the tomb away and told the women that Jesus' body was gone.

ACTIVITY 5 – EASTER SEEDLING (WITH CRAFT-STICK CROSS)

Try this:

Seedling – take home to remind you of the new forever life Jesus offers us.

Plant a fast growing (or activated to grow) seed in a pot with soil. (Chia, alfalfa, etc.)

Make a cross out of two paddle pops to stick into the pot.

Water your seed and keep it in sunlight.

OR

Cut up individual egg carton cups, fill them with soil or dampened cotton wool, and sprinkle with seeds. Water with a spray mist during the week. Once the seeds have sprouted, the carton and seedlings can be planted, as is, into the ground. Continue to water and care for your seedlings.

You will need:

- Easter Seedling Station poster (on page 26)
- Pots or egg cartons
- Growing media (potting mix or cotton wool)
- Ice-cream sticks (or craft sticks pre-glued to form a cross)
- Glue (in case of emergencies)
- Fast growing seeds
- Colourful marker pens to write names on the pots (or to decorate the cross and the outside of the pot)

Leader Wrap-up

Easter reminds us annually that death is not the end. Jesus came back to life. That’s why so many gifts that are given at Easter celebrate NEW LIFE!

When Jesus was still on earth (He is with God in heaven now, but His Spirit is with anyone who believes in Him) – He said, “God loved the people of this world so much that he gave his only Son, so that everyone who has faith in him will have eternal life and never really die.” (John 3:16 CEV). After Jesus went to be with God in heaven, John wrote, “And this is the testimony: God has given us **eternal life**, and this **life** is in his Son.” (1 John 5:11 NIV)

In fact, the words ETERNAL LIFE appear 45 times in the New Testament section of the Bible.

We may not be able to see it with our eyes YET, but anyone who believes that Jesus is God’s Son, who died for us and came back to life, will live forever with God. Jesus went where we no longer have to go – death.

Just like planting a seed. At first, you can’t see the seedling. It’s in the soil, but as it grows, it becomes more visible! We remember that even though we die, Jesus promises that, just like Him, we will also be brought back to life to live with God forever.

ACTIVITY 6 – SCIENCE EXPERIMENT: TRANSFORMATION

You will need:

- Science Experiment: Transformation *Station Poster* (on page 27)
- A large bowl for every 12 cups
- Food colouring
- Water
- Permanent markers
- Absorbent paper towel
- Clear small cups




Water transformation (transportation) activity

Set up large bowls of coloured water, ensuring you have easy access to more water and food colouring. Separate paper towel into segments.

As participants arrive, invite them to write a prayer or just the word LIFE on a paper towel with a marker pen (permanent marker won't run, so the coloured water will stay beautifully clear).

Show them how to place one end of the paper towel into the large bowl until wet.

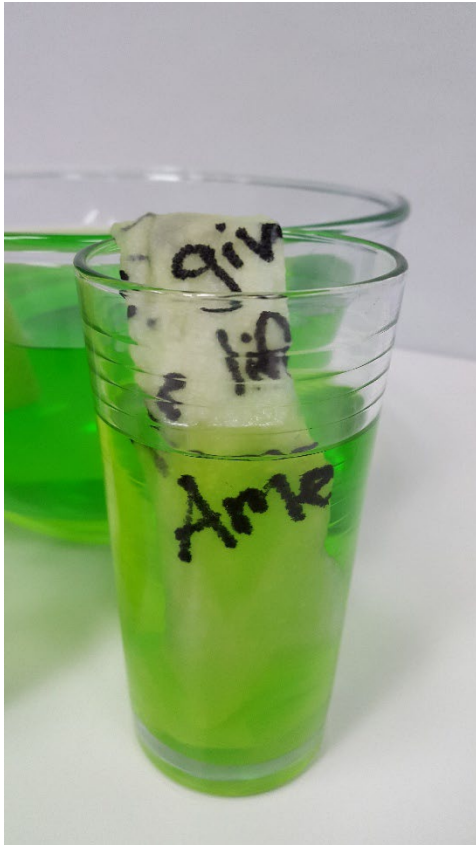


Now put the dry end of the towel into a cup and bring the cup close to the bowl. Let it stand. Invite the participants to join another activity station and come back to check on their cups every 5-10 minutes (or they can watch, although it's very slow).

The cups will fill with coloured water. There is a noticeable change after 5 minutes, and at the end of the Easter service, many cups will be quite full. The cups stop filling up when they are at the same level as the water in the bowl. If the top edges of the cups and bowl are the same height, there will be no overflow, even if the service goes over time.



Notes: Top up the big bowls to ensure that there is plenty of water. It doesn't matter how dark you make the water; it gets lighter travelling over the paper.




Leader Wrap Up

Jesus is the one who gives life – and it's not just any life, it's eternal, it fills us up to overflowing, and it changes us in good ways to become more like Jesus. When we ask Jesus to change us and give us His life, He will. Sometimes the changes seem very fast and surprising, but most of the time, the changes are gradual. We see them when we pay attention.

What do we need to do to fill up with Jesus' life? [ask, stay close to Jesus, talk to Him (pray), read the Bible, spend time with other Christians].

John 10:10



ACTIVITY 7 – JESUS IS ALIVE, WE CAN TALK WITH HIM

You will need:

- Jesus is Alive *Station Poster* (on page 28)
- a Tomb scene (interactive display), OR
- a Cross (hammer and tacks); and
- post-it notes or slips of paper and pens

Prayer station:

Place a cross in a quiet area for people to write a prayer and place it on the cross. Prompt your participants with “**Thank you** God for...”, “Jesus would you **please**”, “Jesus I am **sorry** for...”).

Participants could use sticky notes, pieces of paper and tacks or even a nail and hammer to attach prayers to the cross.

OR

Create an empty tomb interactive display with large cardboard boxes, material, chairs (whatever you can find), and plants or flowerpots. If you are able to match some of the spices, add them to the setting. Have a folded piece of linen to represent the grave wrappings that were left tidy in the tomb.

Invite people to sit and ponder the empty tomb. Have a bowl for people to place their prayer slips into.

Participants can write prayers of thanks, questions or whatever they want to say to Jesus in response.

Leader Wrap-Up/Prayer

Jesus has conquered death. There were hundreds of witnesses and written testimony to seeing Jesus alive again. It’s true!

We can pause here (at the Empty Cross or Empty Tomb) and know that Jesus has defeated death.

We can trust Jesus to answer our prayers, to give us the eternal life He offers us, and the promise of a home with Him forever.

Let’s pray:

Lord Jesus, thank you that we don’t need to look for you on the cross or in a graveyard. You are alive – the living Lord Jesus – the Son of God.

Please, Jesus, be Lord of our lives. Give us your forever life and help us as we live life in this world, to live it to the full in you. Amen.

Host Talking Points

3.1. God's Big Story

The Bible tells us that Jesus, God's Son, came to earth 2,000+ years ago. He humbled Himself and became human – to suffer as well as showing us what God is like. He even chose to die and then God raised Him to life. Now Jesus offers that *forever life* to us – where does all that fit in the big story of this earth and us as humans?

The Bible is God's big story of this world and us, and it's still going. It can be summarised into 6 parts or 6 acts (like in a play). We are all in Act 5 right now, waiting for Act 6 at the end of time.

3.2 Pictures to tell the story of Easter

Christians celebrate Easter each year to remember what happened to Jesus, God's Son, during his death and resurrection. Why? Because what happened is incredible! Over 2,000 years ago, Jesus went all over Israel for three years, healing sick people, performing miracles and telling people that He was sent by God to bring life – life to the full. He also spent time teaching and training a small group of men called disciples. He showed them how to live God's way by serving and loving others. Leaders of the day did not believe Jesus was God's Son. They had Him arrested and unfairly put to death on a Roman cross. But what happened next was amazing. Although Jesus died and was buried in a heavily-guarded tomb, three days later, the tomb was empty. Jesus had risen from the dead and was alive!

3.3 Easter Build a Scene

Most of us know that at Easter, there are often chocolate bunnies and eggs to hunt and eat or special bread like hot cross buns to enjoy.

Some of us may know what took place at Easter over 2,000 years ago because we have read it in the Bible or heard about it from others. It is worth finding out the true story of what happened!

3.4 Empty Tomb Food Craft

At Easter, we enjoy hollow chocolate eggs. Why?

Christians celebrate an empty tomb. Why?

How can an empty tomb, normally associated with death, mean life to the full?

Because life doesn't live there! That's why it's empty.

The Bible tells us (and other historical documents of the time) that after Jesus died, He was put in a tomb, but three days later, friends like Mary, Peter and John visited the tomb to find it empty. Jesus was not there because He had come back to life. (Matthew 28:1–15; Mark 16:1–18; Luke 24:1–12; John 20:1–20)

Roman guards had been placed at the tomb to ensure no one could take Jesus' body and then **pretend** He'd come back to life (Matthew 27:62–66). But they were no match for Jesus' resurrection power – the gospels tell us they were so afraid they shook and became like "dead men" when an earthquake struck, and a frightening angel rolled the stone that sealed the tomb away and told the women that Jesus' body was gone.

3.5 Easter Seedling

Easter reminds us annually that death is not the end. Jesus came back to life. That's why so many gifts that are given at Easter celebrate NEW LIFE!

When Jesus was still on earth (He is with God in heaven now, but His Spirit is with anyone who believes in Him) – He said, “God loved the people of this world so much that he gave his only Son, so that everyone who has faith in him will have eternal life and never really die.” (John 3:16 CEV). After Jesus went to be with God in heaven, John wrote, “And this is the testimony: God has given us **eternal life**, and this **life** is in his Son.” (1 John 5:11 NIV)

In fact, the words ETERNAL LIFE appear 45 times in the New Testament section of the Bible.

We may not be able to see it with our eyes YET, but anyone who believes that Jesus is God's Son, who died for us and came back to life, will live forever with God. Jesus went where we no longer have to go – death.

Just like planting a seed. At first, you can't see the seedling. It's in the soil, but as it grows, it becomes more visible! We remember that even though we die, Jesus promises that, just like Him, we will also be brought back to life to live with God forever.

3.6 Science – (transformation, new life, change)

Jesus is the one who gives life – and it's not just any life; it's eternal. It fills us up to overflowing, and it changes us in good ways to become more like Jesus. When we ask Jesus to change us and give us His life, He will. Sometimes the changes seem very fast and surprising, but most of the time, the changes are gradual. We see them when we pay attention.

What do we need to do to fill up with Jesus' life? (ask, stay close to Jesus, etc.) John 10:10

3.7 Prayer Station

Jesus has conquered death. There were hundreds of witnesses and written testimony to seeing Jesus alive again. It's true!

We can pause here (at the Empty Cross or Empty Tomb) and know that Jesus has defeated death. We can trust Jesus to answer our prayers, to give us the eternal life He offers us, and the promise of a home with Him forever.

Prayer for the Conclusion of the Service

Lord Jesus, thank you that we don't need to look for you on the cross or in a graveyard. You are alive – the living Lord Jesus – the Son of God.

Please, Jesus, be Lord of our lives. Give us your forever life and help us as we live life in this world, to live it to the full in you. Amen.




Short Bible Talk

The Big Idea:

Jesus is the WAY, the TRUTH and the LIFE!

You will need:

- A large prop door (use whatever works for you – make it from paper or card or use a real door with a real keyhole). It needs to be able to open. When it opens, the door space is filled with the sign or picture – LIFE FOREVER WITH GOD – you can include a picture of Jesus, because Jesus IS the life! It all needs to be set up before the service starts.
- Keys (make them from whatever is handy or use real keys). Each key has a large tag with an idea on it (write on the paper/card keys or put very large tags on real keys).
- Key placement: have them all in a bag near the doorway OR have them planted with leaders and helpers in the congregation. Invite people to offer you their keys (they could run up with them to help you). You want the “Jesus Key” last of course.



Words for your Key Tags are:

- be a good person
- be the most popular
- cool
- help the needy
- go to church
- (anything that is appropriate for your community's culture)
- Jesus



HOST BIBLE TALK SCRIPT

[Stand at the Doorway. Ask the audience a series of questions, taking answers.]

- What is this?
- What do we use a door for?
- How do I get through the door?
- Oh no, it's locked. What do I do now?

[This is all intended to elicit the answer "you need to unlock it".]

It's locked!? Well, that's annoying, because I really want to go through this door. Because this isn't just any ordinary door ... behind this door is LIFE FOREVER WITH GOD! So, I really want to figure out how to get through it.

Hang on a minute. Maybe we can open it with ...

[Search behind something or in a bag. Produce the bag of keys. Or ask volunteers you've given them to beforehand]

...aha! Keys! Yep – one of these keys is surely going to open this door – and then I'll have LIFE FOREVER WITH GOD!

Do you think I should try ... "be a good person"? That key's probably going to work, right?

[Work through all of the different keys, such as "be the most popular", "go to church", "help the needy", "be cool" and so on. Always ask the audience if they think this key will work. Always be surprised when it doesn't.]

Well, that's annoying. NONE of these keys will open the door. How am I going to get through???

Can anyone think of what key will open that door?

[Interact with responses. Potentially write responses down on tags for new keys and try them! If they are not "Jesus", they won't work. Eventually, take the answer "Jesus" and produce a Jesus key and say you'll give it a go; or, if nobody offers the answer, just find the key]

Okay, but I hope this one finally works.

Hey! It fits! It's working!

[Open the door and reveal the LIFE FOREVER WITH GOD sign behind it.]

I guess that's what Jesus meant when he said, "I am the way, the truth and the life, no one comes to the Father except through me". It looks like we *need* Jesus, and He's the only way to LIFE FOREVER WITH GOD! Other keys sounded good, but they weren't the truth, like Jesus.

Without Jesus, we can't have LIFE FOREVER WITH GOD.

[Close the door.]

That's because of our sin, which is the wrong things we do, think and say. It separates us from God and from life forever with God.

So God made a plan, He sent His Son, Jesus - who never sinned - to die in our place and take the punishment that you and I deserve because of sin.

So now if we believe that Jesus is the way, and the truth and the life ...

[Show the Jesus key.]

...and that Jesus died in our place for sin - we can say YES to Him, we can be friends with God and live with Him forever! Not just when we die, but we can be friends with God here too! While we live on earth ...

[Open the door again]

... we can have *life to the full* with Jesus.

This is what Easter is all about; remembering that Jesus is the TRUTH about the only WAY we can have LIFE forever with God.



Read God's Big story, one part at a time.



Choose a picture that represents that part of the story. Draw your own version of the picture on this sheet.

God's Big Story



1. CREATION

God made everything perfectly, and this is God's world. He is the rightful ruler. He made us to be His friends, forever living His way.



2. SIN

People decided they didn't need or want God to rule them. This is sin. Sin destroys relationships.



3. STORY OF ISRAEL

People have tried to find ways to get back to a perfect relationship with God, but they cannot do it through their own efforts. God rescues them each time. We try to be good but continually fail.



4. JESUS

God's son lived among us and did not sin. He died to take the punishment for everyone's sin and then came back to life three days later.



5. THE CHURCH

The Church is Jesus' 'body' on earth. It is made up of sinners who have been saved by grace. He empowered the church to spread His message of love to everyone in the world. This continues today.



6. NEW CREATION

A new life awaits those who believe in Jesus. God will reign forever, and we will worship Him. God will judge and restore all His creation.




Read God's Big story, one part at a time.




Choose a picture that represents that part of the story. Draw your own version of the picture on this sheet.

God's Big Story




1. CREATION

God made everything perfectly, and this is God's world. He is the rightful ruler. He made us to be His friends, forever living His way.




2. SIN

People decided they didn't need or want God to rule them. This is sin. Sin destroys relationships.




3. STORY OF ISRAEL

People have tried to find ways to get back to a perfect relationship with God, but they cannot do it through their own efforts. God rescues them each time. We try to be good but continually fail.




4. JESUS

God's son lived among us and did not sin. He died to take the punishment for everyone's sin and then came back to life three days later.



5. THE CHURCH



The Church is Jesus' 'body' on earth. It is made up of sinners who have been saved by grace. He empowered the church to spread His message of love to everyone in the world. This continues today.



6. NEW CREATION

A new life awaits those who believe in Jesus. God will reign forever, and we will worship Him. God will judge and restore all His creation.

God's Big Story: Print out this page and cut out the 6 squares before the activity starts.





Mix up the cards and try to put them in the correct order. Then tell the story to others.

OR








Take a few cards each and tell the story together, each adding a card to the story when it gets to your part.



CARD DESCRIPTIONS

1. Jesus in the Garden of Gethsemane (Matthew 26:36–46)
2. Jesus arrested, and Peter uses his sword (Matthew 26:47–56)
3. Jesus carries the cross (Matthew 27:27–32)
4. The angel rolls the stone away (Matthew 28:1–4)
5. Jesus before the High Priest (Matthew 26:57–68)
6. Pontius Pilate asks whether the crowd want Jesus or Barabbas freed (Matthew 27:15–26)
7. Jesus washes his disciples' feet (John 13:1–17)
8. Jesus dies on a cross (Matthew 27:33–53)
9. The soldier at the foot of the cross (Matthew 27:54–56)
10. Peter says he doesn't know Jesus, three times (Matthew 26:31–35, 69–75)
11. The Last Supper and Judas goes to betray Jesus (Matthew 26:17–30)
12. Joseph puts Jesus in his tomb (Matthew 27:57–66)
13. The disciples tell Thomas that Jesus has risen (John 20:19–31)
14. Jesus on trial before Pontius Pilate (Matthew 27:1–2, 11–14)
15. Peter and John run and find the tomb empty (John 20:1–10)

Easter Graphical Game: Print out this page and cut out the story squares before the activity starts.



Build an Easter Scene. Have fun builders!



Step 1: Watch the video or read about the Easter Story.



Step 2: Create a scene or make an item from the Easter story.

Empty Egg, Empty Tomb!



Follow the steps below...



Step 1. Glue two toothpicks together to form a cross (trim off the sharp edges with scissors).



Step 2. Cut an Easter egg in half (use a hot knife).

Step 3. Lay the egg half on top of the biscuit, on its side, to resemble an empty tomb.



Step 4. Melt some chocolate and use it to 'glue' the egg to the chocolate side of the biscuit.

Step 5. Push the cross into the biscuit to stand next to the "tomb".

Easter Seedling

Jesus died for us so we can have his wonderful life forever. When a seed is planted, it is buried and disappears from sight. Then it begins to grow, and looks nothing like the still, dead-looking seed it came from!



1. Choose a pot.

2. Add soil.

3. Plant a seed.

4. Decorate the cross—then push it into the soil.

5. Lightly water your seed.

Take it home, water regularly and keep it in sunlight to watch it grow.



Jesus transforms our life

If we invite Jesus to give us His life, He will give it to us, and He will transform us into the people we were created to be.

Lord Jesus, fill me with your LIFE.



Step 1: Take a piece of paper towel. Write on it with permanent marker. A prayer or the word 'LIFE'.

Step 2: Take a clear cup. Roll your paper towel and place one end in the large bowl of coloured liquid and put the other end in your cup.

Step 3: Watch the coloured liquid move – go and do another activity and come back and check your cup! It will move slowly (give it 5 minutes).

How long does it take to fill?



Jesus is alive, we can talk with Him

Jesus has done everything that was needed to bring us back to God. He proved this by raising to LIFE.

We can speak to Jesus, our Lord, God and King of Life.

What would you like to say to Jesus now?



You may like to write or draw your messages to Jesus and leave them here.

All our messages to Jesus are also called prayers. Jesus hears every prayer, even the ones we only say in our heart and mind.

