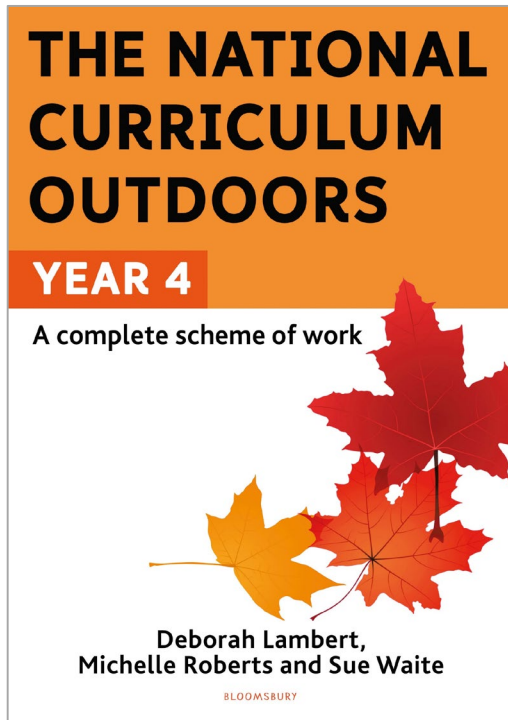


The National Curriculum Outdoors: Year 4



Additional supporting
images

Year 4 English



Progression 3: deer's antlers made as a storytelling prop.




Progression 5: sword made from hazel wood using a clove hitch and square lash

Year 4 Science

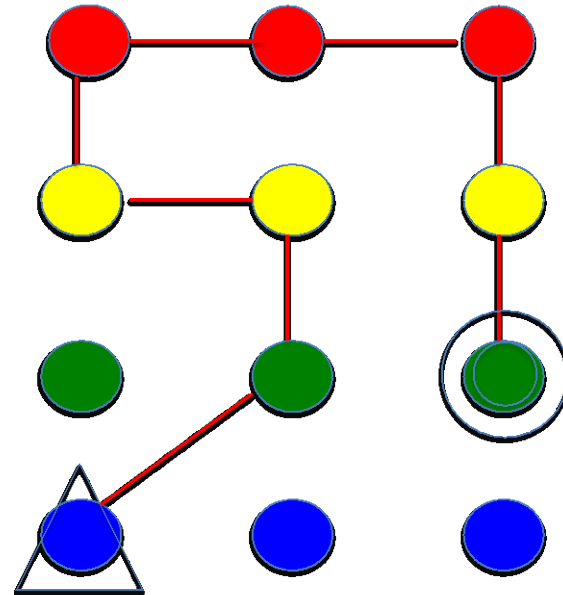


Progression 6:
miniature garden

Year 4 Geography

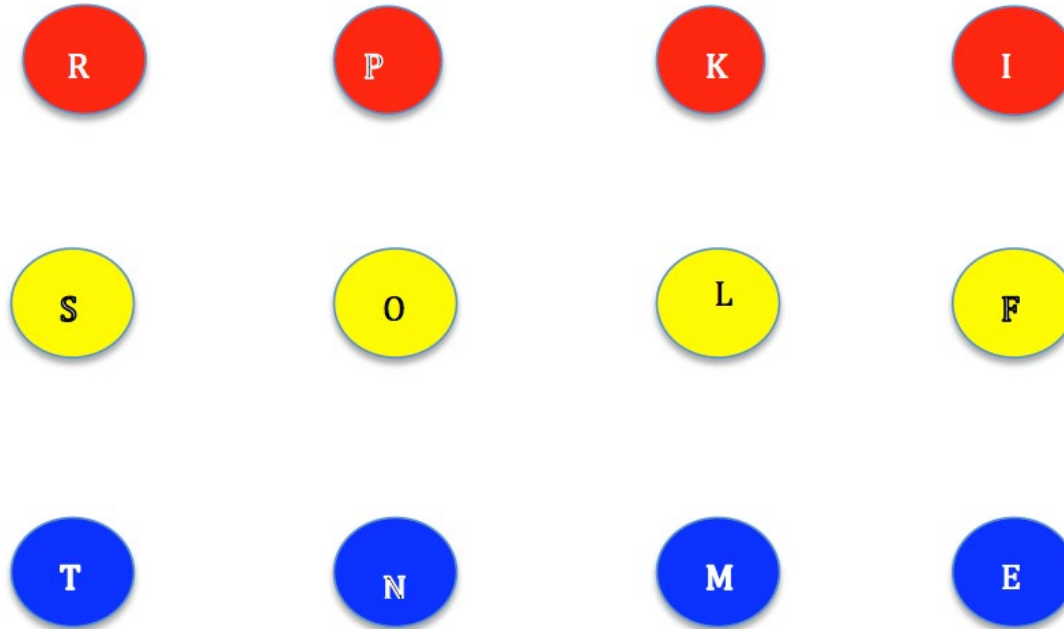


Progression 1: cones laid out on the ground



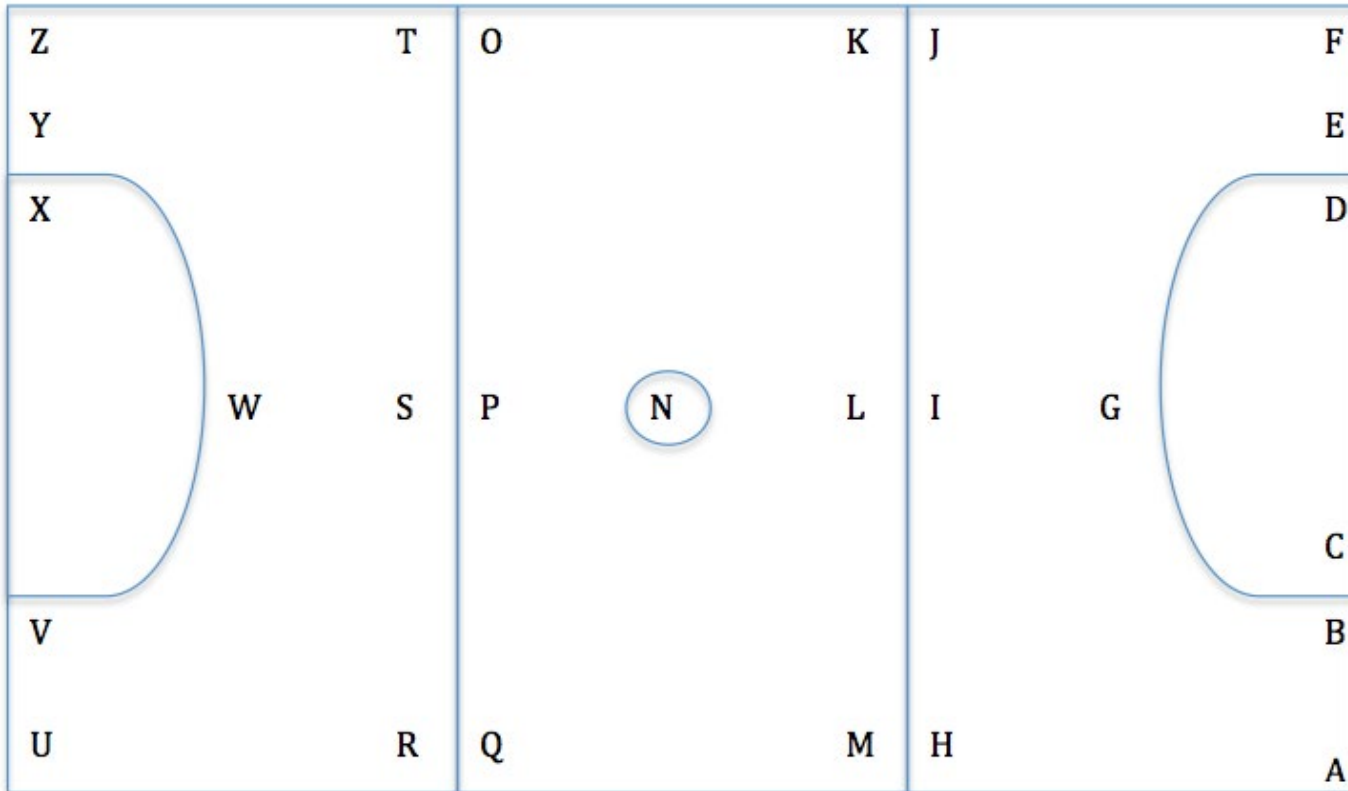
Progression 1: cones map route one

Year 4 Geography



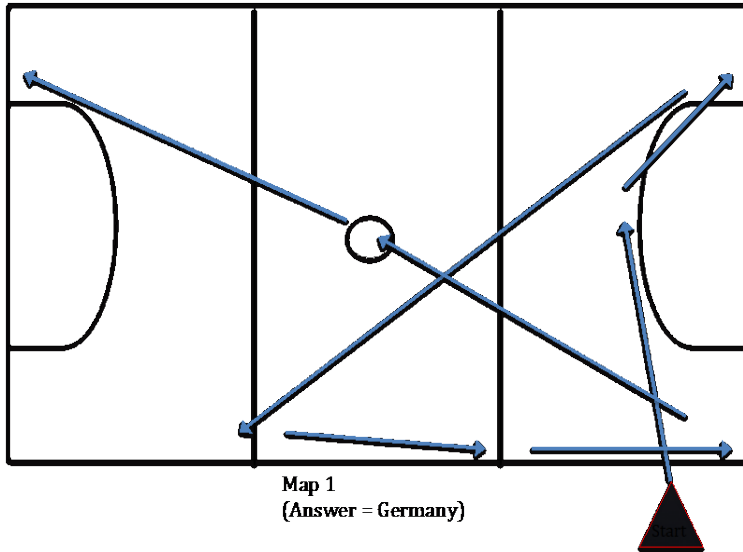
Progression 2: master map of cones with
European country letters marked

Year 4 Geography

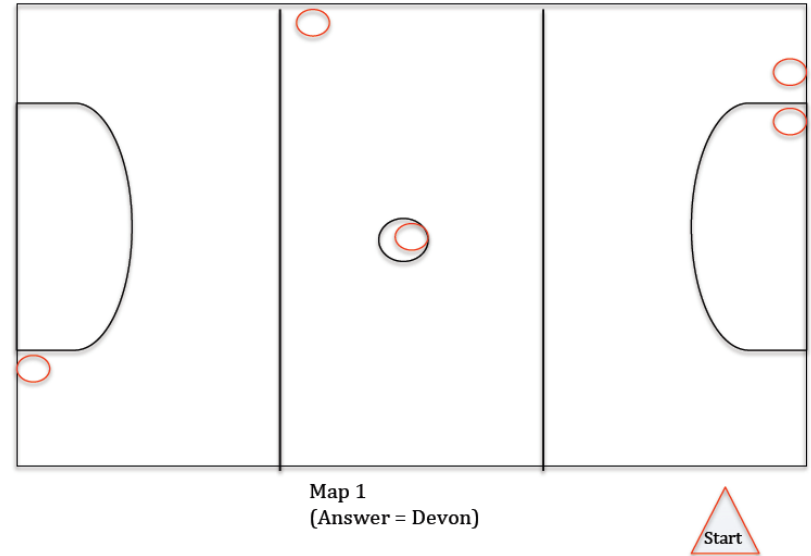


Progression 3: generic playground markings (letters)

Year 4 Geography



Progression 3: arrows map one
(Germany)



Progression 4: Circles map one (Devon)

Year 4 Geography

















Cornwall	Truro
Devon	Exeter
Dorset	Dorchester
Essex	Chelmsford
Kent	Maidstone
Norfolk	Norwich
Shropshire	Shrewsbury
Sussex	Lewes
Surrey	Guildford
Yorkshire	York

Progression 5: counties and towns of the UK control cards to collect

Year 4 Geography



Map Key

	Building		Open land
	Wall		Playground
	Fence		Forest: run
	Tree		Bushes
	Tree stump		Pond
	Seat		Stream
	Play apparatus		Footpath
	Steep slope		Man made objects

Progression 6: map symbols from the British Orienteering Tri-O resource pack

Year 4 History



Progression 1: wartime poster campaign



Progression 3: using plants to create natural dyes and patterns

Year 4 Art and Design

Place Perception



Progression 1: exploring line



Progression 1: exploring line and colour in the style of Van Gogh

Year 4 Art and Design

Place Perception



Progression 2: exploring line to capture rhythm and pattern




Progression 3: exploring colour and shapes with printmaking

Year 4 Art and Design

Place Perception




Progression 4: recording line and texture using rubbing in the style of Max Ernst



Progression 5: exploring shape and spatial organisation in the style of early Mondrian

Year 4 Art and Design

Place Perception



Progression 5: exploring shape and spatial organisation in the style of Matisse



Progression 6: exploring light to represent shape and form

Year 4 Design and Technology



Progression 1: exploring and investigating a range of existing products



Progression 2: exploring tripod and flexible structures

Year 4 Design and Technology



Progression 3: exploring shelter textiles and planning out a camouflage textile



Progression 4: printing with leaves and plants to create camouflage textiles

Year 4 Design and Technology



Progression 5: explore possible
shelter designs


Year 4 Design and Technology



Progression 6: use and apply skills
to create a camouflage shelter

Year 4 Languages (French)

(see also the French resources on a separate Word document)



Progression 1: revise and practice greetings and numbers



Progression 2: use sticks to spell names and words in French

Year 4 Languages (French)

(see also the French resources on a separate Word document)



Progression 3: practice greetings
with *Deux Petits Oiseaux*

Year 4 Languages (French)

(see also the French resources on a separate Word document)



Progression 3: tree leaf
identification sheet

Key Stage 2 Music



Progression 4: Instruments made from natural objects



Progression 5: junk band instruments made with man-made objects

Key Stage 2 Music



Progression 4: music wall



Progression 6: body percussion symbols