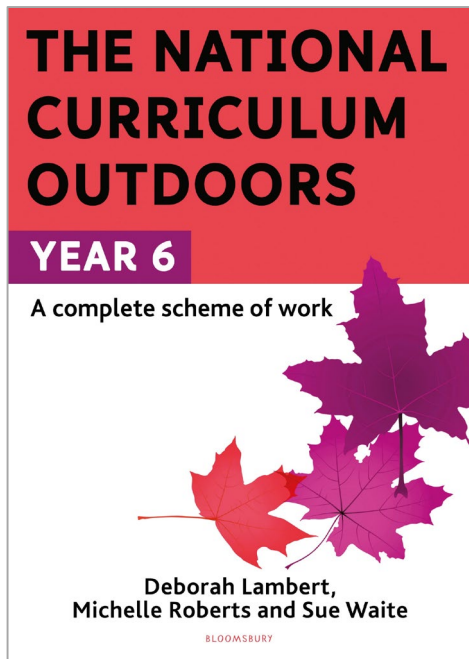


The National Curriculum Outdoors: Year 6



Additional supporting
images

Year 6 English



Progression 1: message in a bottle

Year 6 Maths

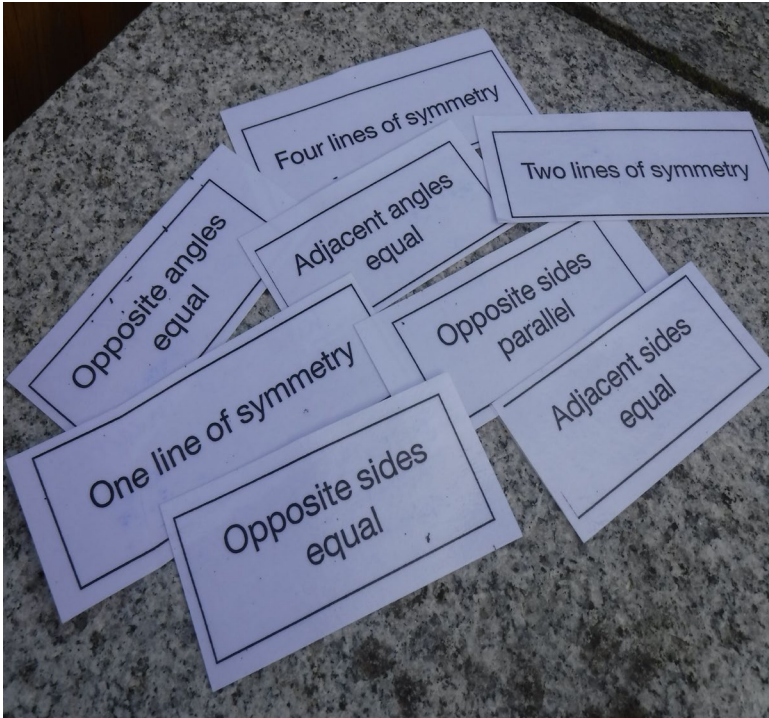
Additional ideas for geometry, measuring, number and statistics can be found in 'Taking Maths Outdoors with Raccoon Circles - a set of cards for teachers' produced by Deborah Lambert and available from the Taking Maths Outdoors Facebook page: <https://www.facebook.com/groups/500989710038730/?ref=bookmarks>

Shape criteria cards:

3 equal angles Sum of interior angles = 180°	4 equal angles Sum of interior angles = 360°
5 equal sides Each angle is 108°	8 equal sides Sum of interior angles = 1080°

Progression 1: identifying and comparing the properties of polygons

Year 6 Maths

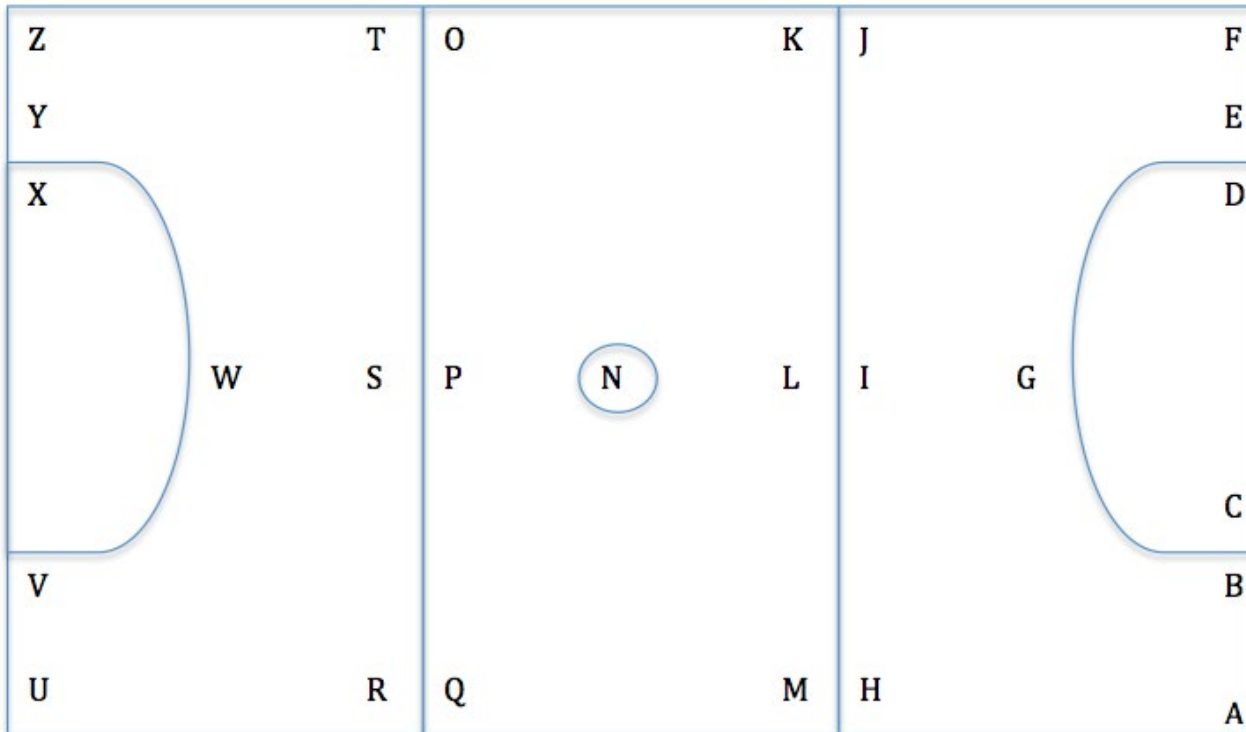


Progression 2: describe and compare the properties of polygons



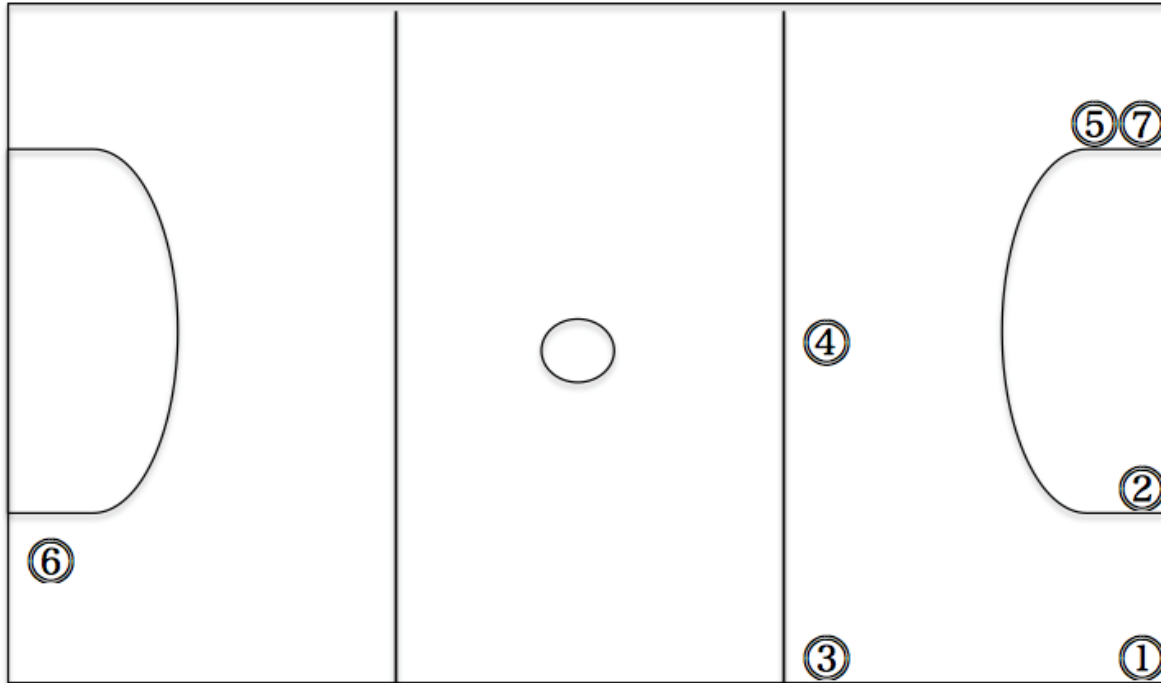
Progression 3: explore angles on a curve and on a straight line

Year 6 Geography



Playground markings (letters)

Year 6 Geography

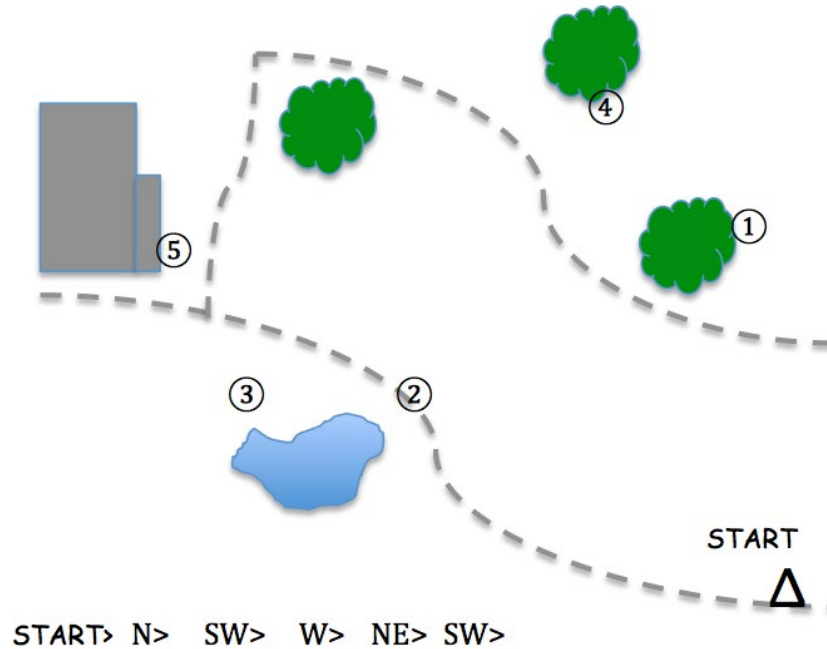


Map 1
(Answer = achieve)



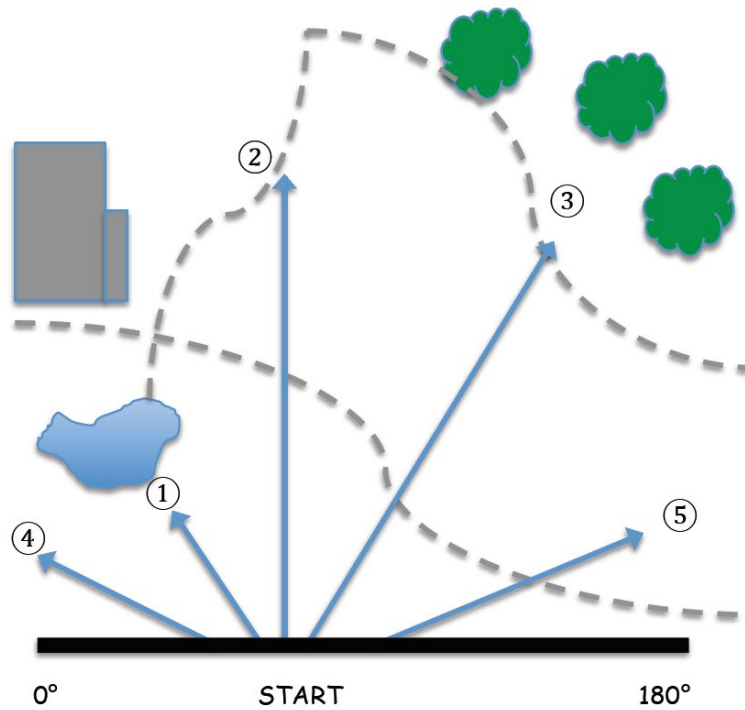
Progression 1: Playground markings map
(letters)

Year 6 Geography



Progression 4: using compass point map to follow a trail

Year 6 Geography



Progression 6: compass bearing degrees
map

Year 6 History



Example of a fossil

Year 6 History



Progression 4: story stones

Y6 Art and Design


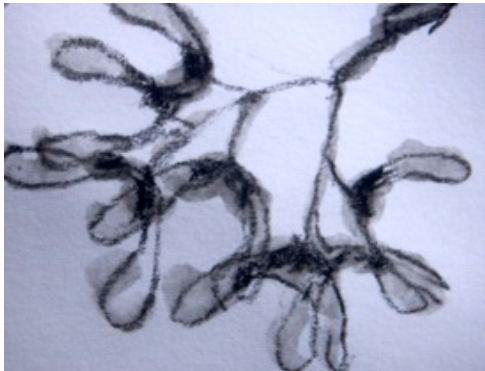
Capturing the spirit of place



Progression 1: exploring how line can be used to capture the spirit of place

Y6 Art and Design

Capturing the spirit of place



Progression 2: using observational drawing techniques to communicate meaning about nature after Da Vinci and Durer

Y6 Art and Design

Capturing the spirit of place



Progression 3: capturing the spirit of place using plaster casts



Progression 4: capturing the spirit of place with perspective and pathways in the style of Van Gogh and Gauguin

Y6 Art and Design

Capturing the spirit of place



Progression 5: capturing the spirit of place using perspective and pointillism in the style of Seurat



Progression 6: capturing the spirit of place with abstract compositions in the style of Albers

Y6 Design and Technology



Progression 1: exploring existing adventure playground equipment



Progression 2: highwayman's hitch and marlin spike hitch to make a rope ladder

Y6 Design and Technology



Progression 4: lever-based structure

Y6 Languages (French)



Progression 2: seed dispersal, seeds and berries



Y6 Languages (French)



Progression 3 : recording colours using natural objects in the style of Gauguin and Van Gogh

Y6 Languages (French)




Progression 5 and 6: cooking French-themed food

Key Stage 2 Music



Progression 4: instruments made from natural objects



Progression 5: junk band instruments made with man-made objects

Key Stage 2 Music



Progression 6: music wall



Progression 6: body percussion symbols

Year 6 Religious Education



Progression 2: producers, consumers and decomposers



Progression 3: sustainable practices

Year 6 Religious Education



Progression 4 and 5: developing a sustainable area for reflection and community