


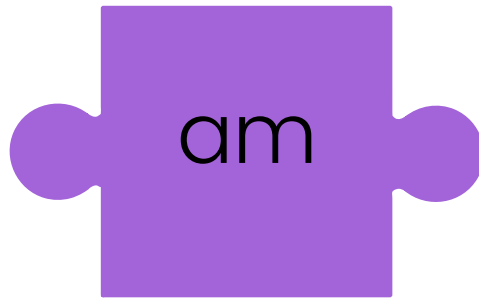





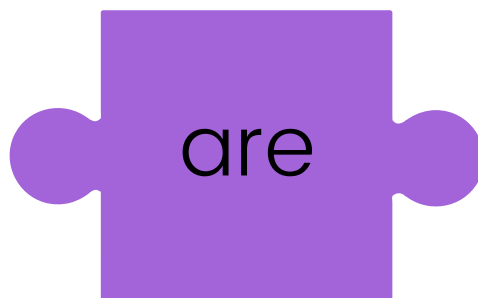

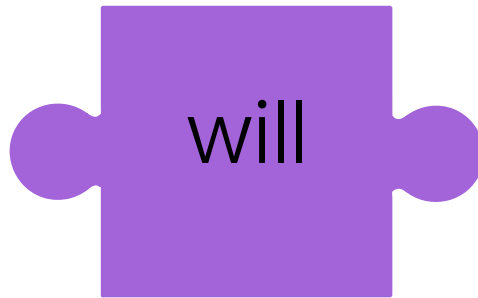

# Puzzle Out the Contraction

Work out the contraction for each pair of words and write it on the yellow puzzle piece. Use the elbow macaroni and glue to indicate where the apostrophe should go, or use the apostrophes at the end of the worksheet.



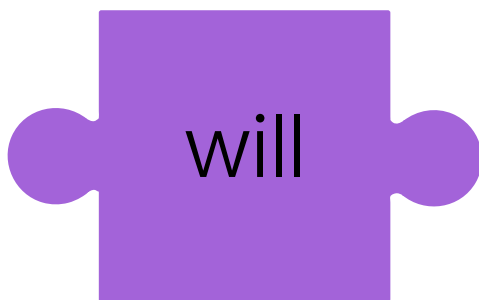


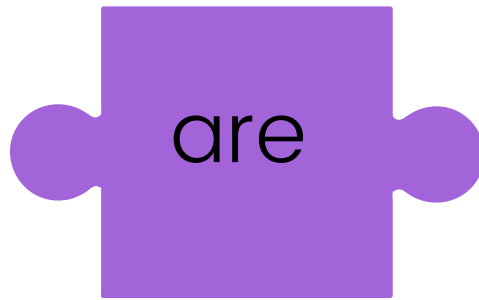

# Puzzle Out the Contraction

Work out the contraction for each pair of words and write it on the yellow puzzle piece. Use the elbow macaroni and glue to indicate where the apostrophe should go, or use the apostrophes at the end of the worksheet.



# Puzzle Out the Contraction

Work out the contraction for each pair of words and write it on the yellow puzzle piece. Use the elbow macaroni and glue to indicate where the apostrophe should go, or use the apostrophes at the end of the worksheet.



# Puzzle Out the Contraction

Work out the contraction for each pair of words and write it on the yellow puzzle piece. Use the elbow macaroni and glue to indicate where the apostrophe should go, or use the apostrophes at the end of the worksheet.

