

# Punch It! Listing Game

## How to play:

- Before you start, print out the pages on sheets of card and cut each card out.
- Stack the instruction cards to make a deck of cards, placed in the middle of the group of players. Keep the blank 'Punch It!' cards in a separate pile.
- Give a blank 'Punch It!' card to each player.
- In turn, the first player takes a card from the deck and lists the items as instructed on the card. On their blank 'Punch It!' card, the player punches a hole for each item they list.
- If the player draws a “Lose a Turn” card, they lose their turn and the play continues to the next player.
- The player with the most holes punched wins the game.



**PUNCH IT!**



**PUNCH IT!**



**PUNCH IT!**



**PUNCH IT!**



**PUNCH IT!**

4 things you  
can put on a  
sandwich



**PUNCH IT!**

3 things you  
find in a  
cinema



**PUNCH IT!**

2 things you  
do before  
you go to  
bed



**PUNCH IT!**

6 things you  
can put on a  
pizza




**PUNCH IT!**

5 things you  
find in a  
classroom




**PUNCH IT!**

4 things used  
to measure  
something



**PUNCH IT!**

3 things you  
wear in the  
summer



**PUNCH IT!**

5 things to  
pack in a  
lunch box



**PUNCH IT!**

4 foods you  
can eat with  
your hands




**PUNCH IT!**

6 things you  
find at the  
beach




**PUNCH IT!**

3 things to  
do on  
holidays




**PUNCH IT!**

5 ways to  
communicate



**PUNCH IT!**

4 ways to  
stay healthy




**PUNCH IT!**

3  
environmentally  
friendly things



**PUNCH IT!**

3 forms of  
transportation



**PUNCH IT!**

2 ways to  
say hello




**PUNCH IT!**

5 things to  
do with a  
computer



**PUNCH IT!**

5 things  
with 4 legs



**PUNCH IT!**

2 things  
with 2 legs



**PUNCH IT!**

3 places to  
play



**PUNCH IT!**

Lose a turn



**PUNCH IT!**

Lose a turn



**PUNCH IT!**

Lose a turn



**PUNCH IT!**

Lose a turn

