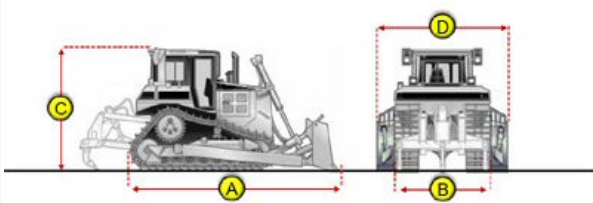


## Inspection Report (Bulldozer)

### General Info

Year	2004
Make	Caterpillar
Model	D5N XL
Serial Number	AGG00760
Hour Meter Reading	10032

### Dimensions


Measurement Guide	
A. Length (ft and inches)	14' 7"
B. Width (ft and inches)	92"
C. Height (ft and inches)	11' 0"
D. Attachment Width (ft and inches)	10' 5"
Operational Weight (lbs)	37,875 lbs

### Features and Configuration

Control Station Type	Cab
Blade	Yes
Blade Type	Angle
Blade Specs	10' 5" wide 43" tall
Ripper	No
Heat	Yes
A/C	Yes
Radio	No
Backup Camera	No
OMM (Operator & Maintenance Manual)	Yes
Grade Control	No
Telematics	No
Other Configuration Details / Notes	Headliner missing, radio missing,

### Exterior Walkaround Photos

## Inspection Report (Bulldozer)

<p><b>Instructions</b></p>	<p>Take photos of the exterior of the bulldozer. Capture a full 360 degree walk around and all major components.</p> <p>Must have shots to capture:</p> <ul style="list-style-type: none"><li>- Front of bulldozer</li><li>- 45 degree corner shot of left front</li><li>- 45 degree corner shot of right front</li><li>- Left side</li><li>- Right side</li><li>- Rear</li><li>- 45 degree corner shot of left rear</li><li>- 45 degree corner shot of right rear</li></ul> <p>Tips for good photos:</p> <ul style="list-style-type: none"><li>- Move the equipment into a open area without any visual distractions or other equipment in the background</li></ul>
<p><b>Exterior Walkaround Photos</b></p>	

### Inspection Report (Bulldozer)




### Inspection Report (Bulldozer)





### General Appearance Inspection Points

## Inspection Report (Bulldozer)

<b>Instructions</b>	<p>Evaluate the following on a 4 point scale (leave comments where an explanation is appropriate):</p> <p>4 = Like New, Recently Replaced 3 = Normal Wear &amp; Tear 2 = Above Average Wear 1 = Service Required</p> <p>Things to look for:</p> <ul style="list-style-type: none"> <li>- cosmetic damage</li> <li>- minor surface rust</li> <li>- repaint (and overspray)</li> <li>- cracked or damage glass</li> <li>- major rust (cancer)</li> <li>- cracks / visible welds</li> </ul>
<b>Front</b>	<p>3 - Normal Wear &amp; Tear</p>
<b>Comments</b>	<p>Normal wear, surface rust on blade, light scratches on front of hard nose</p>
<b>Front Photos</b>	

Inspection Report (Bulldozer)



Rear	3 - Normal Wear & Tear
Comments	Surface rust on tracks, minor scratches and dents

## Inspection Report (Bulldozer)

Rear Photos



Inspection Report (Bulldozer)





Inspection Report (Bulldozer)



**Inspection Report (Bulldozer)**



**Left**

3 - Normal Wear & Tear

**Comments**

Normal wear, light scratching on paint. Tracks and track frames have surface rust

**Left Photos**



Inspection Report (Bulldozer)



Inspection Report (Bulldozer)



Right	3 - Normal Wear & Tear
Comments	Tracks and track frames have minor surface rust paint has light scratches

### Inspection Report (Bulldozer)



Right Photos



Inspection Report (Bulldozer)



Inspection Report (Bulldozer)

		
Upper	3 - Normal Wear & Tear	
Comments	Glass is good, no cracks. Wipers present. ROPS has a few spots of surface rust	
Upper Photos		

Inspection Report (Bulldozer)





Inspection Report (Bulldozer)



Inspection Report (Bulldozer)



Glass Condition	3 - Normal Wear & Tear
Comments	Glass has no cracks.

### Inspection Report (Bulldozer)

Glass Condition Photos



Inspection Report (Bulldozer)



Inspection Report (Bulldozer)




<b>Body Panels (Any Rust Damage?)</b>	3 - Normal Wear & Tear
<b>Comments</b>	Body panels have normal wear with some light scratches and surface rust left rear corner has a washer welded on

### Inspection Report (Bulldozer)

Body Panels Photos



Inspection Report (Bulldozer)



Inspection Report (Bulldozer)








Inspection Report (Bulldozer)



<p><b>Structural Condition (Any Visible Weld Repairs or Stress Cracks?)</b></p>	<p>3 - Normal Wear &amp; Tear</p>
<p><b>Comments</b></p>	<p>Left rear panel although not structural has a washer welded on.</p>




### Inspection Report (Bulldozer)

<p>Structural Condition Photos</p>		
		
		

Inspection Report (Bulldozer)



### Inspection Report (Bulldozer)

### Control Station Inspection Points

<p><b>Instructions</b></p>	<p>Evaluate the following on a 4 point scale (leave comments where an explanation is appropriate):</p> <ul style="list-style-type: none"> <li>4 = Like New, Recently Replaced</li> <li>3 = Normal Wear &amp; Tear</li> <li>2 = Above Average Wear</li> <li>1 = Service Required</li> </ul> <p>Take close-up photos of and leave comments.</p>
----------------------------	---

## Inspection Report (Bulldozer)

<p>Serial Number Plate Photo</p>	
<p>Operator Cabin</p>	<p>2 - Above Average Wear</p>
<p>Comments</p>	<p>The head rest is missing. Radio is missing operator manual is present, but in rough shape.</p>
<p>Operator Cabin Photos</p>	

Inspection Report (Bulldozer)



Inspection Report (Bulldozer)



Inspection Report (Bulldozer)





Inspection Report (Bulldozer)



<b>Door / Canopy Latches</b>	3 - Normal Wear & Tear
<b>Comments</b>	Door latches on cab functional latch for left rear dood broken. Latch for right side door broken

### Inspection Report (Bulldozer)



Door / Canopy Latches Photos



Inspection Report (Bulldozer)



Inspection Report (Bulldozer)



	
	
<p><b>Operator's Seat &amp; Arm Rests</b></p>	<p>3 - Normal Wear &amp; Tear</p>
<p><b>Comments</b></p>	<p>Seat and armrests were dusty but decent shape. Right arm rest has a few Knicks and tears. Seat has one small hole in upholstery</p>

### Inspection Report (Bulldozer)



Operator's Seat & Arm Rests  
Photos



Inspection Report (Bulldozer)

		
		
<p><b>Cabin Lights</b></p>	<p>2 - Above Average Wear</p>	
<p><b>Comments</b></p>	<p>Cabin light present but hanging down from damaged headliner right front light out left upper light out</p>	

## Inspection Report (Bulldozer)

Cabin Lights Photos	
Controls & Switches	3 - Normal Wear & Tear
Comments	Controls and switches look ok. Normal wear.
Controls & Switches Photos	

Inspection Report (Bulldozer)





Inspection Report (Bulldozer)





### Inspection Report (Bulldozer)



Hour Meter Activity	3 - Normal Wear & Tear
Comments	10,032.5 hours

### Inspection Report (Bulldozer)

<p>Hour Meter Activity Photos</p>	
<p>Other Gauge Activity</p>	<p>3 - Normal Wear &amp; Tear</p>
<p>Comments</p>	<p>Gauges functional</p>
<p>Other Gauge Activity Photos</p>	
<p>Heater</p>	<p>3 - Normal Wear &amp; Tear</p>


## Inspection Report (Bulldozer)

Comments	Heater blows warm air
Heater Photos	
Air Conditioning	2 - Above Average Wear
Comments	Air conditioning blows cool but not cold.
Air Conditioning Photos	
Fans / Vents	2 - Above Average Wear
Comments	Vents facing operator are in good shape the top/defrost vent is missing louvers
Fans / Vents Photos	

Inspection Report (Bulldozer)



## Inspection Report (Bulldozer)



### Safety Inspection Points



<b>Instructions</b>	<p>Evaluate the following on a 4 point scale (leave comments where an explanation is appropriate):</p> <p>4 = Like New, Recently Replaced  3 = Normal Wear &amp; Tear  2 = Above Average Wear  1 = Service Required</p> <p>Things to look for:  &lt;Samir to edit&gt;</p> <p>Take close-up photos of and leave comments.</p>
<b>Steps / Ladders</b>	3 - Normal Wear & Tear
<b>Comments</b>	Steps and ladders are in good shape. Normal wear.

### Inspection Report (Bulldozer)

Steps / Ladders Photos



**Inspection Report (Bulldozer)**

		
<p><b>Handrails</b></p>	<p>3 - Normal Wear &amp; Tear</p>	
<p><b>Comments</b></p>	<p>Handrails are present and serviceable</p>	
<p><b>Handrails Photos</b></p>		



Inspection Report (Bulldozer)




Inspection Report (Bulldozer)





Safety Lock Out / Stop	3 - Normal Wear & Tear
Comments	Ok. In park won't allow shift.

### Inspection Report (Bulldozer)

<p>Safety Lock Out / Stop Photos</p>	
<p>Travel Alarm</p>	<p>3 - Normal Wear &amp; Tear</p>
<p>Comments</p>	<p>Backup alarm functions</p>
<p>Horn</p>	<p>3 - Normal Wear &amp; Tear</p>
<p>Comments</p>	<p>Horn functions</p>

### Inspection Report (Bulldozer)


<p>Horn Photos</p>	
<p>Backup Camera</p>	<p>0</p>
<p>Mirrors</p>	<p>3 - Normal Wear &amp; Tear</p>
<p>Comments</p>	<p>One rear view mirror good</p>
<p>Mirrors Photos</p>	
<p>Seat Belt</p>	<p>3 - Normal Wear &amp; Tear</p>
<p>Comments</p>	<p>Seat belt functional. No visible date on seatbelt</p>

### Inspection Report (Bulldozer)

Seat Belt Photos



## Inspection Report (Bulldozer)


	
Fire Extinguisher	0
First Aid Kit	0

## Engine Info

<b>Instructions</b>	<p>Gather general engine information if available (i.e., Make, Model, Cylinders, Type, Horsepower, Emissions Tier)</p> <p>Take a photo of the full power unit from a couple of angles. Record a video of the equipment during startup as well as during shutdown.</p>
<b>Engine Type</b>	Diesel
<b>Engine Serial Number</b>	BMA1038
<b>Emissions Tier</b>	Tier 1

### Inspection Report (Bulldozer)

Engine Photos



### Inspection Report (Bulldozer)




Video (Startup)

[Click to Download](#)



### Engine Inspection Points





## Inspection Report (Bulldozer)

<b>Instructions</b>	Assess the condition of the engine / power unit.  For items on a 4 point scale, evaluate using the following criteria:  4 = Like New, Recently Replaced 3 = Normal Wear & Tear 2 = Above Average Wear 1 = Service Required
<b>Blow-by (Visual Observation Check)</b>	No
<b>Unusual Noises (Upon Start-up, Idle, Shutdown)</b>	No
<b>Comments</b>	Batteries were weak had to jump start.
<b>Engine Smoke (Upon Start-up, Idle, Shutdown)</b>	No
<b>Engine Exhaust Color</b>	Black
<b>Comments</b>	Slight black on start up but ran very clean
<b>Oil Color / Appearance</b>	3 - Normal Wear & Tear
<b>Comments</b>	Oil black
<b>Coolant Color / Appearance</b>	3 - Normal Wear & Tear
<b>Comments</b>	Light green
<b>Radiator</b>	1 - Service Required
<b>Comments</b>	Radiator light surface rust
<b>Radiator Photos</b>	

Inspection Report (Bulldozer)

	
	
<p><b>Water Pump</b></p>	<p>3 - Normal Wear &amp; Tear</p>
<p><b>Comments</b></p>	<p>Ok</p>


### Inspection Report (Bulldozer)

<p>Water Pump Photos</p>	
<p>Belts &amp; Hoses</p>	<p>3 - Normal Wear &amp; Tear</p>
<p>Oil Leaks</p>	<p>Yes</p>
<p>Comments</p>	<p>Oil present in belly pan</p>
<p>Oil Leaks Photos</p>	



## Inspection Report (Bulldozer)

Fuel Leaks	No
Cooling System Leaks	No
Overall Engine Appearance	Wet
Overall Engine Comments	Corrosion at electrical connections on relay. Oil leaks on engine. Not major. But oil present in belly pan. High pressure oil hose going to head wet. Hoses for coolant not leaking. But soft.


## Drivetrain Inspection Points

Instructions	Evaluate the following on a 4 point scale (leave comments where an explanation is appropriate):  4 = Like New, Recently Replaced 3 = Normal Wear & Tear 2 = Above Average Wear 1 = Service Required
Clutch	0
Left Drive Motor	0
Left Final Drive	3 - Normal Wear & Tear
Comments	Ok. No visible leaks
Left Final Drive Photos	
Left High Drive	3 - Normal Wear & Tear
Comments	Ok. No visible leaks

### Inspection Report (Bulldozer)

<p>Left High Drive Photos</p>		
<p>Right Drive Motor</p>	<p>0</p>	
<p>Right Final Drive</p>	<p>3 - Normal Wear &amp; Tear</p>	
<p>Comments</p>	<p>Ok. No visible leaks</p>	
<p>Right Final Drive Photos</p>		

## Inspection Report (Bulldozer)

Right High Drive	3 - Normal Wear & Tear
Comments	Ok. No visible leaks
Right High Drive Photos	
Overall Drivetrain Comments	Drivetrain appears to be in serviceable condition. Oil present in belly pan under engine would need evaluated.

## Undercarriage Inspection Points

Instructions	<p>Evaluate the following on a 4 point scale (leave comments where an explanation is appropriate):</p> <p>4 = Like New, Recently Replaced  3 = Normal Wear &amp; Tear  2 = Above Average Wear  1 = Service Required</p>
Undercarriage Overall Condition	3 - Normal Wear & Tear
Comments	Undercarriage is in decent shape. Appears to be 50%-60%

### Inspection Report (Bulldozer)

Undercarriage Overall Photos





Inspection Report (Bulldozer)








### Inspection Report (Bulldozer)

Pin & Bushings	3 - Normal Wear & Tear
Comments	Can feel west in bushings but probably 50-60% remaining life.
Pin & Bushings Photos	
	
Tracks	3 - Normal Wear & Tear

### Inspection Report (Bulldozer)

Comments	Tracks are a bit loose but still have 50-60% wear left.
Tracks Photos	 A photograph showing the side profile of a yellow bulldozer's track system. The tracks are dark and show signs of use. The bulldozer's blade and the number '536' are visible in the background.
	 A close-up photograph of the bulldozer tracks, focusing on the sprockets and the track links. The sprockets are yellow and show some wear. The track links are dark and have a textured surface.

Inspection Report (Bulldozer)




**Left Side: Link Bushings / Drive Sprocket / Shoe Condition**

3 - Normal Wear & Tear

**Comments**

Shoes in decent shape good grouser life. Sprocket segments still have life left in them.

## Inspection Report (Bulldozer)

Track Condition: Left Front	50%
Track Condition: Left Rear	50%
<b>Undercarriage Left Side Photo Instructions</b>	<p>Take photos of the undercarriage of this piece of equipment.</p> <p>Must have shots to capture:</p> <ul style="list-style-type: none"> <li>- Roller Frame (left)</li> <li>- Track Tensioner (left)</li> <li>- Track Pads (left)</li> <li>- Grouser Height (left)</li> <li>- Track Links (left)</li> <li>- Track Bushings (left)</li> <li>- Carrier Rollers (left)</li> <li>- Track Rollers (left)</li> <li>- Front Idler (left)</li> <li>- Rear Idler (left)</li> <li>- Sprocket (left)</li> </ul>
<b>Undercarriage Left Side Photos</b>	


Inspection Report (Bulldozer)



Inspection Report (Bulldozer)



Inspection Report (Bulldozer)



Inspection Report (Bulldozer)






Inspection Report (Bulldozer)



<p><b>Right Side: Link Bushings / Drive Sprocket / Shoe Condition</b></p>	<p>3 - Normal Wear &amp; Tear</p>
<p><b>Comments</b></p>	<p>Bushings can feel wear but probably 50-60% wear left.</p>

## Inspection Report (Bulldozer)

Right Side: Upper & Lower Roller / Front Idler Condition	3 - Normal Wear & Tear
Comments	Idlers ok.
Track Condition: Right Front	50%
Track Condition: Right Rear	50%
Undercarriage Right Side Photo Instructions	<p>Take photos of the undercarriage of this piece of equipment.</p> <p>Must have shots to capture:</p> <ul style="list-style-type: none"> <li>- Roller Frame (right)</li> <li>- Track Tensioner (right)</li> <li>- Track Pads (right)</li> <li>- Grouser Height (right)</li> <li>- Track Links (right)</li> <li>- Track Bushings (right)</li> <li>- Carrier Rollers (right)</li> <li>- Track Rollers (right)</li> <li>- Front Idler (right)</li> <li>- Rear Idler (right)</li> <li>- Sprocket (right)</li> </ul>
Undercarriage Right Side Photos	

Inspection Report (Bulldozer)



Inspection Report (Bulldozer)



Inspection Report (Bulldozer)



Inspection Report (Bulldozer)



Inspection Report (Bulldozer)




## Inspection Report (Bulldozer)





### Chassis Inspection Points

<b>Instructions</b>	<p>Evaluate the following on a 4 point scale (leave comments where an explanation is appropriate):</p> <p>4 = Like New, Recently Replaced          3 = Normal Wear &amp; Tear          2 = Above Average Wear          1 = Service Required</p>
<b>Push Arm / C-Frame Condition</b>	3 - Normal Wear & Tear
<b>Comments</b>	No visible cracks
<b>Push Arm / C-Frame Photos</b>	





### Inspection Report (Bulldozer)

		
<b>Push Arm Pivot / C-Frame Trunnions Condition</b>	3 - Normal Wear & Tear	
<b>Comments</b>	No appreciable movement. Or cracks	
<b>Push Arm Pivot / C-Frame Trunnions Photos</b>		

Inspection Report (Bulldozer)





Tilt Linkage Pin & Bushings	3 - Normal Wear & Tear
Comments	Ok. No excessive movement

### Inspection Report (Bulldozer)



Tilt Linkage Pin & Bushings  
Photos





**Inspection Report (Bulldozer)**

		
<p><b>Angle Linkage Pin &amp; Bushings</b></p>	<p>3 - Normal Wear &amp; Tear</p>	
<p><b>Comments</b></p>	<p>No excessive movement</p>	
<p><b>Angle Linkage Pin &amp; Bushings Photos</b></p>		

**Inspection Report (Bulldozer)**

		
<p><b>Blade Trunnions / Bushings</b></p>	<p>3 - Normal Wear &amp; Tear</p>	
<p><b>Comments</b></p>	<p>Ok. No excessive play or movement</p>	
<p><b>Blade Trunnions / Bushings Photos</b></p>		
<p><b>Frame Condition</b></p>	<p>3 - Normal Wear &amp; Tear</p>	



### Inspection Report (Bulldozer)

Comments	Ok. No cracks visible
Frame Photos	
	

Inspection Report (Bulldozer)





Inspection Report (Bulldozer)

		
		
<p><b>Belly Pans</b></p>	<p>3 - Normal Wear &amp; Tear</p>	
<p><b>Comments</b></p>	<p>Belly pans present</p>	




**Inspection Report (Bulldozer)**

<p>Belly Pans Photos</p>		
		
<p><b>Overall Chassis</b></p>	<p>3 - Normal Wear &amp; Tear</p>	
<p><b>Overall Chassis Comments</b></p>	<p>Chassis in decent shape. No major issues.</p>	

## Inspection Report (Bulldozer)

### Hydraulics Overall Inspection Points

<b>Instructions</b>	<p>Evaluate the following on a 4 point scale (leave comments where an explanation is appropriate):</p> <p>4 = Like New, Recently Replaced  3 = Normal Wear &amp; Tear  2 = Above Average Wear  1 = Service Required</p> <p>Things to look for:  - All hydraulic lines  - All hydraulic cylinders  - All mounting pins  - Leaks  - Wet/damp lines</p> <p>Take close-up photos and leave comments.</p>
<b>Overall Appearance of Hydraulic Lines / Fittings</b>	<p>3</p>
<b>Comments</b>	<p>Ok. Light dust around seals on cylinders. No major leaks</p>
<b>Hydraulic Lines Photos</b>	

Inspection Report (Bulldozer)



Inspection Report (Bulldozer)




Wet or Damp Hydraulic Lines / Fittings	No
Unusual Noises (Hydraulic Pump)	No

## Inspection Report (Bulldozer)

External Controls / Levers	0
Overall Hydraulics Comments	Hydraulics appear to be in good working order. No major leaks.

### Hydraulics Cylinders Inspection Points

Lift Cylinder	Check the lift cylinder. Note any wear, pitting, discoloration, etc. Take photos.
Lift Cylinder: Mounting Pin	3
Lift Cylinder: Oil Leaks	No


Lift Cylinder Photos	
----------------------	---

### Inspection Report (Bulldozer)





<b>Tilt Cylinder</b>	Check the tilt cylinder. Note any wear, pitting, discoloration, etc. Take photos.
<b>Tilt Cylinder: Mounting Pin</b>	3
<b>Tilt Cylinder: Oil Leaks</b>	No
<b>Comments</b>	No leaks

## Inspection Report (Bulldozer)

<p>Tilt Cylinder Photos</p>	
<p><b>Angle Cylinder</b></p>	<p>Check the angle cylinder. Note any wear, pitting, discoloration, etc. Take photos.</p>
<p><b>Angle Cylinder: Mounting Pin</b></p>	<p>3</p>
<p><b>Angle Cylinder: Oil Leaks</b></p>	<p>No</p>
<p><b>Comments</b></p>	<p>No leaks</p>


**Inspection Report (Bulldozer)**

<p>Angle Cylinder Photos</p>	
	
<p><b>Ripper</b></p>	<p>Check the ripper cylinders. Note any wear, pitting, discoloration, etc. Take photos.</p>
<p><b>Ripper Cylinder: Mounting Pin</b></p>	<p>0</p>
<p><b>Comments</b></p>	<p>No ripper</p>



## Inspection Report (Bulldozer)

### Blade Inspection Points

<b>Instructions</b>	<p>Evaluate the following on a 4 point scale (leave comments where an explanation is appropriate):</p> <p>4 = Like New, Recently Replaced          3 = Normal Wear &amp; Tear          2 = Above Average Wear          1 = Service Required</p>
<b>Blade Condition</b>	<p>3 - Normal Wear &amp; Tear</p>
<b>Comments</b>	<p>Normal wear.</p>
<b>Blade Photos</b>	

Inspection Report (Bulldozer)




Blade Edge	3 - Normal Wear & Tear
Comments	Normal wear

### Inspection Report (Bulldozer)

Blade Edge Photos



## Inspection Report (Bulldozer)



### Ripper Inspection Points

Ripper Condition	0
------------------	---

### Functional Test

<b>Instructions</b>	<p>Evaluate the following on a 4 point scale (leave comments where an explanation is appropriate):</p> <p>4 = Like New, Recently Replaced 3 = Normal Wear &amp; Tear 2 = Above Average Wear 1 = Service Required</p> <p>Things to look for: &lt;Samir to edit&gt;</p>
<b>Forward &amp; Reverse</b>	3 - Normal Wear & Tear
<b>Comments</b>	Normal no issues going into forward or reverse
<b>Lift / Angle / Tilt</b>	3 - Normal Wear & Tear
<b>Comments</b>	All functional
<b>Blade Functionality</b>	3 - Normal Wear & Tear
<b>Comments</b>	Blade functional
<b>Ripper Functionality</b>	0
<b>Overall Functional Test Comments</b>	Machine functions as it should.
<b>Operating Video</b>	<a href="#">Click to Download</a>

### Inspection Summary



## Inspection Report (Bulldozer)

Exterior Rating	3 - Normal Wear & Tear
Interior Rating	2 - Above Average Wear
Safety Rating	3 - Normal Wear & Tear
Quality Rating	3 - Normal Wear & Tear
Functionality Rating	3 - Normal Wear & Tear
Overall Rating	3 - Normal Wear & Tear
What's Great About the Machine	Transmission and hydraulics are in great shape.
What Needs Work	Cab interior and oil leaks in front belly pan need addressed.
Inspector's Name	William Wood
Date/Time	07-27-2022