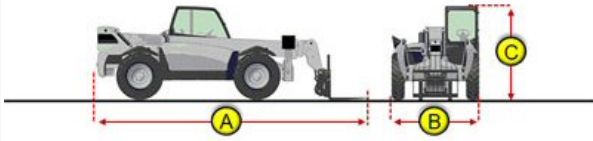


## Inspection Report (Telehandler)

### General Info

Year	2022
Make	JLG/Skytrak
Model	10054
Serial Number	0160111934
Hour Meter Reading	25.0 Hours
Previous Application (e.g., earth moving, mining, demolition, etc)	Warehouse/Yard Material Handling

### Dimensions

Measurement Guide	
A. Length (ft and inches)	20' with fork attachment removed
B. Width (ft and inches)	8' 6"
C. Height (ft and inches)	8' 4"
Operational Weight (lbs)	31,455 lbs. (without fork attachment)

### Features and Configuration


Control Station Type	Canopy
Max Lift Height	54'
Max Lift Capacity	10,000 lbs.
Coupler Type	Manual "pin pull type" quick coupler
Forks / Work Tool Specs	Qty. x2 = 6' long by 6" wide 2" thick Forks
Side Shift	Yes
Tilt Carriage	Yes
Frame Leveling	Yes
Outriggers	Yes
Additional Attachment(s)?	Yes
Auxiliary Hydraulics	Yes
Heat	No
A/C	No
Radio	No
Backup Camera	No

## Inspection Report (Telehandler)

OMM (Operator & Maintenance Manual)	Yes
Telematics	No

### Exterior 360 Walkaround

#### Exterior 360 Walkaround

<b>Instructions</b>	<p>Take photos of the exterior of the piece of equipment. Capture a full 360 degree walk around and all major components.</p> <p>Must have shots to capture:</p> <ul style="list-style-type: none"> <li>- Front</li> <li>- 45 degree corner shot of left front</li> <li>- 45 degree corner shot of right front</li> <li>- Left side</li> <li>- Right side</li> <li>- Rear</li> <li>- 45 degree corner shot of left rear</li> <li>- 45 degree corner shot of right rear</li> </ul> <p>Tips for good photos:</p> <ul style="list-style-type: none"> <li>- Move the equipment into a open area without any visual distractions or other equipment in the background</li> </ul>
<b>Exterior Walkaround Photos</b>	

Inspection Report (Telehandler)



Inspection Report (Telehandler)





Inspection Report (Telehandler)



Inspection Report (Telehandler)




Inspection Report (Telehandler)






## Inspection Report (Telehandler)



### General Appearance Inspection Points

#### General Appearance




Front	4 - Like New, Recently Replaced
Front Condition	No visible damage
Front Photos	



Inspection Report (Telehandler)



### Inspection Report (Telehandler)




	
	
<b>Rear</b>	4 - Like New, Recently Replaced
<b>Rear Condition</b>	No visible damage, Other (see comments)
<b>Comments</b>	Very minor scuff marks on counter weight/bumper
<b>Rear Photos</b>	

Inspection Report (Telehandler)





Inspection Report (Telehandler)

	
	
	
<p>Left</p>	<p>4 - Like New, Recently Replaced</p>






### Inspection Report (Telehandler)




Left Photos



### Inspection Report (Telehandler)

		
<b>Right</b>	4 - Like New, Recently Replaced	
<b>Right Condition</b>	No visible damage	
<b>Right Photos</b>		
		

### Inspection Report (Telehandler)

		
		
<b>Upper</b>	4 - Like New, Recently Replaced	
<b>Upper Condition</b>	No visible damage	
<b>Upper Photos</b>		



Inspection Report (Telehandler)








Inspection Report (Telehandler)






### Inspection Report (Telehandler)

	
	
<b>Body Panels (Any Rust Damage?)</b>	4 - Like New, Recently Replaced
<b>Body Panel Condition</b>	No visible damage, good paint condition and panel fitment
<b>Body Panels Photos</b>	

Inspection Report (Telehandler)






### Inspection Report (Telehandler)




		
		
		
<b>Doors / Canopy Latches</b>	4 - Like New, Recently Replaced	
<b>Doors / Canopy Latches Condition</b>	No visible damage	



### Inspection Report (Telehandler)

<p>Doors / Canopy Latches Photos</p>		
		
		

### Inspection Report (Telehandler)

		
<b>Glass Condition</b>	0	
<b>Mirrors</b>	4 - Like New, Recently Replaced	
<b>Mirror Condition Notes</b>	Mirrors present and intact, no visible damage	
<b>Mirrors Photos</b>		
		
<b>Lighting System</b>	4 - Like New, Recently Replaced	
<b>Lighting System Condition</b>	No visible damage, lighting system is operational	

### Inspection Report (Telehandler)

Lighting System Photos







## Inspection Report (Telehandler)



### Control Station Inspection Points

#### Control Station

Serial Number Plate Photo	
Operator Cabin Overall	4 - Like New, Recently Replaced
Operator Cabin Overall Condition	Good cabin appearance, solid floors, panels, and ceiling
Operator Cabin Photos	

Inspection Report (Telehandler)




Inspection Report (Telehandler)











Inspection Report (Telehandler)



### Inspection Report (Telehandler)




		
		
<b>Operator's Seat &amp; Arm Rests</b>	4 - Like New, Recently Replaced	
<b>Operator's Seat &amp; Arm Rests Condition</b>	Seat(s) in good condition, no stains or tears in upholstery	
<b>Operator's Seat &amp; Arm Rests Photos</b>		

**Inspection Report (Telehandler)**




	
	
	
<b>Seat Belt</b>	4 - Like New, Recently Replaced
<b>Seat Belt Condition</b>	Seat belt secures properly. Belt is intact and in good condition




## Inspection Report (Telehandler)

<b>Seat Belt Photos</b>		
<b>Cabin Lights</b>	0	
<b>Safety Lock Out / Stop</b>	0	
<b>Controls &amp; Switches</b>	4 - Like New, Recently Replaced	
<b>Controls &amp; Switches Condition</b>	All switches are installed and functional	
<b>Controls &amp; Switches Photos</b>		
		

### Inspection Report (Telehandler)


	
	
<b>Hour Meter Activity</b>	4 - Like New, Recently Replaced
<b>Hour Meter Condition</b>	Hour meter is functional and in good condition
<b>Hour Meter Activity Photos</b>	
<b>Other Gauge Activity</b>	4 - Like New, Recently Replaced
<b>Other Gauge Condition</b>	All cockpit gauges are functional and in good condition

## Inspection Report (Telehandler)

Other Gauge Activity Photos	
Heater & A/C	0
Fans / Vents	0
Travel Alarm	4 - Like New, Recently Replaced
Travel Alarm Condition	Travel alarm is installed and functioning as expected
Horn	4 - Like New, Recently Replaced
Horn Condition	Horn is installed and functioning as expected
Backup Camera	0
Fire Extinguisher	0
First Aid Kit	0

## Engine Inspection Points

### Engine


Engine Type (Make, Model, Cylinders, Hp)	Cummins - QSF 3.8 L - 4Cyl. - 74HP.
Engine Serial Number	77215265
Engine Fuel Type	Diesel
Engine Photos	





Inspection Report (Telehandler)






Inspection Report (Telehandler)



## Inspection Report (Telehandler)




	
	
<b>Blow-by (Visual Observation Check)</b>	No
<b>Unusual Noises (Upon Start-up, Idle, Shutdown)</b>	No
<b>Unusual Noise Notes</b>	No unusual noises heard
<b>Engine Smoke (Upon Start-up, Idle, Shutdown)</b>	No
<b>Engine Smoke Notes</b>	No engine smoke issues observed
<b>Engine Exhaust Color</b>	Clear
<b>Battery</b>	4 - Like New, Recently Replaced
<b>Battery Condition</b>	Like new, recently replaced

## Inspection Report (Telehandler)

<b>Battery Condition Photos</b>		
<b>Radiator</b>	4 - Like New, Recently Replaced	
<b>Radiator Condition</b>	Radiator fins & components appear to be in good working order, no signs of damage or leaks	
<b>Radiator Photos</b>		
<b>Belts</b>	4 - Like New, Recently Replaced	
<b>Belt Condition</b>	Belts appear in good condition & alignment with proper tension	
<b>Belt Photos</b>		






### Inspection Report (Telehandler)

		
<b>Hoses</b>	4 - Like New, Recently Replaced	
<b>Hose Condition</b>	Firm, pliant hoses with no signs of wear or leaks	
<b>Hose Photos</b>		
		

Inspection Report (Telehandler)



### Inspection Report (Telehandler)



		
		
<b>Water Pump</b>	4 - Like New, Recently Replaced	
<b>Water Pump Condition</b>	No unusual pump noises heard	
<b>Water Pump Photos</b>		
<b>Cooling System Leaks</b>	No	
<b>Coolant Color / Appearance</b>	4 - Like New, Recently Replaced	
<b>Coolant Color/Appearance Notes</b>	Normal Translucent appearance, no visual signs of contamination	
<b>Oil Leaks</b>	No	
<b>Oil Color / Appearance</b>	4 - Like New, Recently Replaced	

## Inspection Report (Telehandler)

Oil Color / Appearance Notes	Clean oil appearance, no signs of cross contamination
Fuel Leaks	No
Equipped with DPF (Diesel Particulate Filter)	N/A
Requires DEF (Diesel Exhaust Fluid)	No
Overall Engine Appearance	Clean & dry
Overall Engine Comments	Engine in perfect condition as expected with only 25 hours of operation.




## Drivetrain Inspection Points

### Drivetrain




Transmission Info	4 speed, F.N.R., ZF power shift transmission
Transmission	4 - Like New, Recently Replaced
Transmission Condition	No unusual noises or vibrations
Transmission Photos	
	



**Inspection Report (Telehandler)**

		
		
		
<b>Clutch</b>	0	
<b>Shift Lever</b>	4 - Like New, Recently Replaced	
<b>Shift Lever Condition</b>	Good forward and reverse function	



## Inspection Report (Telehandler)

Shift Level Photos	
Foot Brake	4 - Like New, Recently Replaced
Foot Brake Condition	Good brake function
Foot Brake Photos	
Inching Brake	0
Parking Brake	4 - Like New, Recently Replaced
Parking Brake Condition	Good brake function
Parking Brake Photos	




## Inspection Report (Telehandler)

	
<b>Overall Drivetrain Comments</b>	Overall all drivetrain components in excellent condition as expected for 25 hours of operation.

## Chassis Inspection Points




<b>Instructions</b>	Evaluate the following on a 4 point scale (leave comments where an explanation is appropriate):  4 = Like New, Recently Replaced 3 = Normal Wear & Tear 2 = Above Average Wear 1 = Service Required
<b>Frame</b>	4 - Like New, Recently Replaced
<b>Frame Photos</b>	
	

**Inspection Report (Telehandler)**




	
	
<b>Stance</b>	4 - Like New, Recently Replaced
<b>Stance Photos</b>	
<b>Front Axle Appearance</b>	4 - Like New, Recently Replaced






### Inspection Report (Telehandler)

Front Axle Appearance Photos		
		
Rear Axle Appearance	4 - Like New, Recently Replaced	
Rear Axle Appearance Photos		



**Inspection Report (Telehandler)**

		
		
<p><b>Oscillating Pin Appearance</b></p>	<p>4 - Like New, Recently Replaced</p>	
<p><b>Oscillating Pin Appearance Photos</b></p>		

### Inspection Report (Telehandler)




		
<b>Wheels &amp; Tires</b>	4 - Like New, Recently Replaced	
<b>Comments</b>	New	
<b>Wheels &amp; Tires Photos</b>		
		

### Inspection Report (Telehandler)

	
	
<b>Tire Brand</b>	Firestone Duraforce MH
<b>Tire Size</b>	400/75 -28
<b>Front Left Tire - Ratio Remaining</b>	90%
<b>Rear Left Tire - Ratio Remaining</b>	90%
<b>Front Right Tire - Ratio Remaining</b>	90%
<b>Rear Right Tire - Ratio Remaining</b>	90%
<b>Boom Condition</b>	4 - Like New, Recently Replaced
<b>Comments</b>	Tires above 90%



### Inspection Report (Telehandler)

<p>Boom Condition Photos</p>		
		
		

Inspection Report (Telehandler)



Inspection Report (Telehandler)






Inspection Report (Telehandler)





**Inspection Report (Telehandler)**

		
		
		
<p><b>Chain / Tensioners</b></p>	<p>4 - Like New, Recently Replaced</p>	

### Inspection Report (Telehandler)




Chain / Tensioners Photos



Inspection Report (Telehandler)






### Inspection Report (Telehandler)

		
<p><b>Rollers &amp; Guides</b></p>	<p>4 - Like New, Recently Replaced</p>	
<p><b>Rollers &amp; Guides Photos</b></p>		
		



**Inspection Report (Telehandler)**




		
		
		
<p><b>Boom Wear Guides</b></p>	<p>4 - Like New, Recently Replaced</p>	

### Inspection Report (Telehandler)

Boom Wear Guides Photos



**Inspection Report (Telehandler)**

	
<p><b>Outriggers</b></p>	<p>4 - Like New, Recently Replaced</p>
<p><b>Outriggers Photos</b></p>	
	

Inspection Report (Telehandler)






Inspection Report (Telehandler)




## Inspection Report (Telehandler)


		
<b>Overall Chassis</b>	4 - Like New, Recently Replaced	
<b>Overall Chassis Comments</b>	Overall chassis complete and in New condition. No issues found at this time.	

## Hydraulics Overall Inspection Points


### Hydraulics Overall

<b>Wet or Damp Hydraulic Lines / Fittings</b>	No	
<b>Appearance of Hydraulic Lines / Fittings</b>	4	
<b>Hydraulic Lines / Fittings Condition</b>	Hydraulic lines & fittings are clean and in good condition	
<b>Appearance of Hydraulic Lines / Fittings Photos</b>		

Inspection Report (Telehandler)



Inspection Report (Telehandler)







Inspection Report (Telehandler)



Inspection Report (Telehandler)



### Inspection Report (Telehandler)

		
<b>Unusual Noises (Hydraulic Pump)</b>	No	
<b>Hydraulic Pump Notes</b>	No unusual noises heard during operation	
<b>External Controls / Levers</b>	4	
<b>External Controls / Levers Condition</b>	Good function & condition of hydraulic controls	
<b>External Controls / Levers Photos</b>		






Inspection Report (Telehandler)





## Inspection Report (Telehandler)




### Hydraulics Cylinders Inspection Points

<b>Boom Lift Cylinders</b>	Check the boom lift cylinders. Note any wear, pitting, discoloration, etc. Take photos.
<b>Boom Lift Cylinders: Mounting Pin</b>	4
<b>Boom Lift Cylinders: Oil Leaks</b>	No
<b>Boom Lift Cylinders Photos</b>	
	
	

Inspection Report (Telehandler)



### Inspection Report (Telehandler)

		
		
		
<b>Telescopic Boom Cylinders</b>	Check the telescopic boom cylinders. Note any wear, pitting, discoloration, etc. Take photos.	
<b>Telescopic Boom Cylinders: Mounting Pin</b>	4	
<b>Telescopic Boom Cylinders: Oil Leaks</b>	No	




### Inspection Report (Telehandler)

Telescopic Boom Cylinders  
Photos





### Inspection Report (Telehandler)




	
	
	
<b>Frame Leveling Cylinders</b>	Check the frame leveling cylinders. Note any wear, pitting, discoloration, etc. Take photos.
<b>Frame Leveling Cylinders: Mounting Pin</b>	4
<b>Frame Leveling Cylinders: Oil Leaks</b>	No

### Inspection Report (Telehandler)




Frame Leveling Cylinders Photos



### Inspection Report (Telehandler)

		
<b>Carriage Tilt Cylinder</b>	Check the carriage tilt cylinders. Note any wear, pitting, discoloration, etc. Take photos.	
<b>Carriage Tilt Cylinder: Mounting Pin</b>	4	
<b>Carriage Tilt Cylinder: Oil Leaks</b>	No	
<b>Carriage Tilt Cylinder Photos</b>		
		


### Inspection Report (Telehandler)

	
	
	
<b>Side Shift Cylinder</b>	Check the side shift cylinder. Note any wear, pitting, discoloration, etc. Take photos.
<b>Side Shift Cylinder: Mounting Pin</b>	4
<b>Side Shift Cylinder: Oil Leaks</b>	No






### Inspection Report (Telehandler)

Side Shift Cylinder Photos



### Inspection Report (Telehandler)



	
	
	
<b>Outrigger Cylinders</b>	Check the outrigger cylinders. Note any wear, pitting, discoloration, etc. Take photos.
<b>Outrigger Cylinders: Mounting Pin</b>	4
<b>Outrigger Cylinders: Oil Leaks</b>	No

### Inspection Report (Telehandler)

<p>Outrigger Cylinders Photos</p>		
		
		






### Inspection Report (Telehandler)

		
<b>Steering Cylinders</b>	Check the steering cylinders. Note any wear, pitting, discoloration, etc. Take photos.	
<b>Steering Cylinders: Mounting Pin</b>	4	
<b>Steering Cylinders: Oil Leaks</b>	No	
<b>Steering Cylinders Photos</b>		
		

### Forks Inspection Points






## Inspection Report (Telehandler)

<b>Instructions</b>	<p>Evaluate the following on a 4 point scale (leave comments where an explanation is appropriate):</p> <p>4 = Like New, Recently Replaced          3 = Normal Wear &amp; Tear          2 = Above Average Wear          1 = Service Required</p>
<b>Forks / Work Tool Condition</b>	4 - Like New, Recently Replaced
<b>Forks / Work Tool Photos</b>	
	
	

Inspection Report (Telehandler)



**Inspection Report (Telehandler)**


	
	
<p><b>Back Rest Condition</b></p>	<p>4 - Like New, Recently Replaced</p>
<p><b>Back Rest Photos</b></p>	

Inspection Report (Telehandler)





### Inspection Report (Telehandler)



### Functional Test

<b>Instructions</b>	Evaluate the following on a 4 point scale (leave comments where an explanation is appropriate):  4 = Like New, Recently Replaced 3 = Normal Wear & Tear 2 = Above Average Wear 1 = Service Required
<b>Forward &amp; Reverse</b>	4 - Like New, Recently Replaced
<b>Turning</b>	4 - Like New, Recently Replaced

## Inspection Report (Telehandler)

Boom Lift / Tilt / Extend / Retract	4 - Like New, Recently Replaced
Overall Functional Test Comments	Machine operates perfectly
Operating Video	<a href="#">Click to Download</a>

## Overall Assessment

Overall Assessment	
Exterior Rating	4
Interior Rating	4
Safety Rating	4
Quality Rating	4
Functionality Rating	4
Overall Rating	4
What's Great About the Machine	A brand new Skytrak with only 25 hours! Absolutely nothing wrong with this machine as expected. Already tested with experience loading and offloading tons of heavy construction materials.
What Needs Work	Maybe a simple wash
Inspector's Name	XXXXXXXXXX
Date/Time	08-16-2022