

Inspection Report (Skip Loader)

General Info

Year	2016
Make	John Deere
Model	210K
Serial Number	1T8210EKTFG892310
Hour Meter Reading	4,159.3
Previous Application (e.g., earth moving, mining, demolition, etc)	Asphalt Paving

Dimensions

A. Length (ft and inches)	21' with rear box
B. Width (ft and inches)	7'
C. Height (ft and inches)	8'4"
Operational Weight (lbs)	14,616

Features and Configuration

Control Station Type	Canopy
Bucket	Yes
Bucket Specs	86" - 4 to 1 Multipurpose Bucket
Box Blade	Yes
Box Blade Specs	89"
Scarifier / Ripper Specs	8 Scarifiers / Rippers
Additional Attachment(s)?	No
Auxiliary Hydraulics	No
Heat	No
A/C	No
Radio	No
Backup Camera	No
OMM (Operator & Maintenance Manual)	Yes
Telematics	No

OMM Specifications

OMM Specifications

Detail Specifications	Take photos of the detailed spec pages included in the operator's manual
-----------------------	--

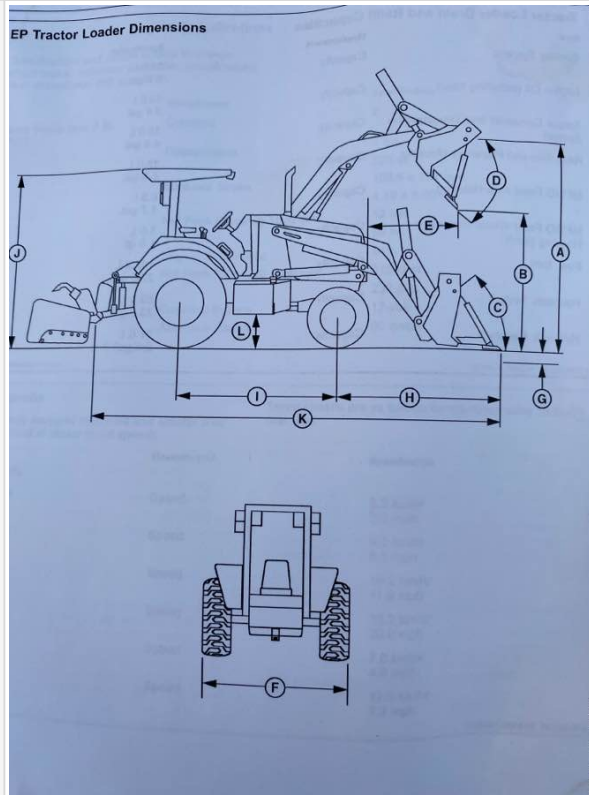
Inspection Report (Skip Loader)

OMM Spec Photos

Miscellaneous—Specifications		
210K EP Tractor Loader Engine Specifications		
<i>NOTE: Specifications and design subject to change without notice. Wherever applicable, specifications are in accordance with standards.</i>		
Item	Measurement	Specification
John Deere PowerTech™ E 4045HT072	Cylinders	4
	Displacement	4.5 L 276 in. ³
	Bore and Stroke	106.5 x 127 mm 4.19 x 5.00 in.
	Net Peak Power @ 1800 rpm	52 kW 69 hp
	Engine Torque Rise	44%
	Net Peak Torque @ 1300 rpm	315 N·m 232 lb-ft
	Electrical System	12-volt
	Alternator Rating	90 amps
<small>PowerTech is a trademark of Deere & Company</small>		
<small>OUT4001.00003A-19-19M81C</small>		
Travel Speeds		
<i>NOTE: Heavily equipped machines and smaller tires may result in slower travel speeds.</i>		
Travel speeds are as follows for machines using 16.9L-2 rear tires:		
Item	Measurement	Specification
Travel Speeds		
1 Forward	Speed	5.2 km/hr 3.2 mph
2 Forward	Speed	9.3 km/hr 5.8 mph
3 Forward	Speed	19.2 km/hr 11.9 mph
4 Forward	Speed	32.2 km/hr 20.0 mph
1 Reverse	Speed	7.0 km/hr 4.0 mph
2 Reverse	Speed	12.9 km/hr 7.3 mph
<small>OUT4001.00002B-19-15</small>		

Miscellaneous—Specifications						
210K EP Tractor Loader Weight						
Item	Measurement	Specification				
Transporting:		6636 kg 14 616 lb				
SAE Operating Weight	Weight	363 kg 800 lb				
Cab Unit	Weight	227 kg 500 lb				
Hitch Weights, Single	Weight	363 kg 800 lb				
Hitch Weights, Dual	Weight	454 kg 1,000 lb				
Wheel Weights	Weight	771 kg 1700 lb				
84" Box Blade	Weight	816 kg 1800 lb				
88" Box Blade	Weight	286 kg 630 lb				
Front Loader Coupler	Weight	630 lb				
<small>OUT4001.00002D-19-19M81D11</small>						
210K EP Tractor Loader Buckets						
Loader:	Width		Heaped Capacity		Weight	
	mm	(in.)	m ³	(cu yd)	kg	(lb)
Heavy duty	2194	(86)	0.77	(1.00)	322	(710)
Heavy duty long lip	2194	(86)	0.88	(1.12)	427	(940)
Multipurpose	2194	(86)	0.96	(1.25)	658	(1450)
SPECIFICATIONS						
Function:	0.77 m ³ (1.00 cu yd) bucket	0.86 m ³ (1.12 cu yd) bucket	0.96 m ³ (1.25 cu yd) bucket			
Breakout force	44.3 kN (9953 lb) force	42.5 kN (9553 lb) force	38.7 kN (8700 lb) force			
Lifting capacity—full height	2548 kg (5612 lb)	2466 kg (5432 lb)	2239 kg (4932 lb)			
<small>OUT4001.00003E-19-19M81E11</small>						

Inspection Report (Skip Loader)



Miscellaneous—Specifications



Item	Measurement	Specification
A—Maximum Height to Bucket Hinge Pin	Height	3.34 m 10 ft. 11 in.
B—Dump Clearance, Bucket at 45°	Clearance	2.67 m 8 ft. 9 in.
C—Rollback Angle at Ground Level	Angle	40°
D—Maximum Bucket Dump Angle	Angle	45°
E—Reach at Full Height, Bucket at 45°	Distance	914 mm 36.0 in.
F—Width Over Tires	Width	2.13 m 7 ft. 0 in.
G—Digging Depth Below Ground, Bucket Level	Depth	203 mm 8.0 in.
H—Length From Front Axle Centerline to Bucket Cutting Edge		
-Heavy-Duty 0.77 m ³ (1.00 yd ³)	Distance	2.03 m 6 ft. 8 in.
-Heavy-Duty Long Lip 0.86 m ³ (1.12 yd ³)	Distance	2.03 m 6 ft. 8 in.
-Multipurpose 0.96 m ³ (1.25 yd ³)	Distance	2.15 m 7 ft. 1 in.
I—Length From Axle to Axle	Distance	2.12 m 6 ft. 11 in.
J—Transport Height		
-Canopy Machine	Height	2.54 m 8 ft. 4 in.
-Cab Machine	Height	2.64 m 8 ft. 8 in.
K—Overall Length (without box blade)	Length	5.23 m 17 ft. 2 in.
L—Ground Clearance	Distance	287 mm 11.3 in.

OUT4001_0000C3C -19-13

Exterior 360 Walkaround

Exterior 360 Walkaround

Inspection Report (Skip Loader)

Instructions	<p>Take photos of the exterior of the piece of equipment. Capture a full 360 degree walk around and all major components.</p> <p>Must have shots to capture:</p> <ul style="list-style-type: none"> - Front - 45 degree corner shot of left front - 45 degree corner shot of right front - Left side - Right side - Rear - 45 degree corner shot of left rear - 45 degree corner shot of right rear <p>Tips for good photos:</p> <ul style="list-style-type: none"> - Move the equipment into a open area without any visual distractions or other equipment in the background
Exterior Walkaround Photos	
	

Inspection Report (Skip Loader)



Inspection Report (Skip Loader)




Inspection Report (Skip Loader)



General Appearance Inspection Points

General Appearance

Front	3 - Normal Wear & Tear
Front Condition	Visible chipped paint or dents, Areas of surface rust observed, Other (see comments)
Comments	Normal wear and tear
Front Photos	

Inspection Report (Skip Loader)






Inspection Report (Skip Loader)



Inspection Report (Skip Loader)



Inspection Report (Skip Loader)

	
	
Rear	3 - Normal Wear & Tear
Rear Condition	No visible damage, Other (see comments)
Comments	Normal wear and tear on gannons
Rear Photos	

Inspection Report (Skip Loader)






Inspection Report (Skip Loader)



Inspection Report (Skip Loader)



Inspection Report (Skip Loader)

		
		
Left	3 - Normal Wear & Tear	
Left Condition	No visible damage, Other (see comments)	
Comments	Rear wheel scuff marks	
Left Photos		

Inspection Report (Skip Loader)



Inspection Report (Skip Loader)






Inspection Report (Skip Loader)



Inspection Report (Skip Loader)



Inspection Report (Skip Loader)

	
Right	3 - Normal Wear & Tear
Right Condition	No visible damage
Right Photos	
	




Inspection Report (Skip Loader)






Inspection Report (Skip Loader)



Inspection Report (Skip Loader)

	
	
Upper	3 - Normal Wear & Tear
Upper Condition	Visible chipped paint or dents, Other (see comments)
Comments	Small dents on corner and rear
Upper Photos	




Inspection Report (Skip Loader)

		
		
Body Panels (Any Rust Damage?)	3 - Normal Wear & Tear	
Body Panel Condition	No visible damage, good paint condition and panel fitment, Other (see comments)	
Comments	Small dents	
Body Panels Photos		




Inspection Report (Skip Loader)



Inspection Report (Skip Loader)

	
	
Doors / Canopy Latches	3 - Normal Wear & Tear
Doors / Canopy Latches Condition	No visible damage
Doors / Canopy Latches Photos	

Inspection Report (Skip Loader)



	
Glass Condition	0
Mirrors	3 - Normal Wear & Tear
Mirror Condition Notes	Mirrors present and intact, no visible damage
Mirrors Photos	
Lighting System	2 - Above Average Wear
Lighting System Condition	Overall lighting system is non-operational, Other (see comments)
Lighting System Photos	

Inspection Report (Skip Loader)



Control Station Inspection Points

Control Station

Serial Number Plate Photo	 <p>A close-up photograph of the John Deere serial number plate. The plate is black with white text and a barcode. The text includes: "JOHN DEERE", "Product Identification Number", "*1T8210EKTFG892310*", "210KEP TRACTOR LOADER", "MADE IN USA", and "DEERE & COMPANY, MOLINE, ILLINOIS, USA". The number "1T8210EKTFG892310" is also embossed in green on the surface below the plate.</p>
Operator Cabin Overall	3 - Normal Wear & Tear
Operator Cabin Overall Condition	Good cabin appearance, solid floors, panels, and ceiling, Minor cosmetic wear to cabin surfaces, floors, panels, and ceiling
Operator Cabin Photos	 <p>A photograph showing the interior of the operator's cabin. The view is from the driver's perspective, showing the steering wheel, the seat, and the control panel. The cabin is well-lit, and the components appear to be in good condition. The background shows an outdoor setting with a red shipping container and some trees.</p>

Inspection Report (Skip Loader)



Inspection Report (Skip Loader)






Inspection Report (Skip Loader)






Inspection Report (Skip Loader)






Inspection Report (Skip Loader)

		
Operator's Seat & Arm Rests	3 - Normal Wear & Tear	
Operator's Seat & Arm Rests Condition	Seat(s) in good condition, no stains or tears in upholstery	
Operator's Seat & Arm Rests Photos		
		

Inspection Report (Skip Loader)

	
	
Seat Belt	3 - Normal Wear & Tear
Seat Belt Condition	Seat belt secures properly. Belt is intact and in good condition
Seat Belt Photos	
Cabin Lights	0
Safety Lock Out / Stop	0
Controls & Switches	3 - Normal Wear & Tear
Controls & Switches Condition	All switches are installed and functional, Switches have good functionality, minor cosmetic damage observed

Inspection Report (Skip Loader)

<p>Controls & Switches Photos</p>	
	
	
<p>Hour Meter Activity</p>	<p>3 - Normal Wear & Tear</p>
<p>Hour Meter Condition</p>	<p>Hour meter is functional and in good condition</p>




Inspection Report (Skip Loader)

Hour Meter Activity Photos	
Other Gauge Activity	3 - Normal Wear & Tear
Other Gauge Condition	All cockpit gauges are functional and in good condition
Other Gauge Activity Photos	
Heater & A/C	0
Fans / Vents	0
Travel Alarm	4 - Like New, Recently Replaced
Travel Alarm Condition	Travel alarm is installed and functioning as expected
Horn	4 - Like New, Recently Replaced
Horn Condition	Horn is installed and functioning as expected
Backup Camera	0
Fire Extinguisher	0
First Aid Kit	0

Engine Inspection Points

Engine	
Engine Type (Make, Model, Cylinders, Hp)	J.D. 4045 - 4.5L - 4 Cyl. - 69HP
Engine Serial Number	PE4045R098625
Engine Fuel Type	Diesel

Inspection Report (Skip Loader)

<p>Engine Photos</p>		
		
		



Inspection Report (Skip Loader)






Inspection Report (Skip Loader)






Inspection Report (Skip Loader)

	
	
Blow-by (Visual Observation Check)	No
Unusual Noises (Upon Start-up, Idle, Shutdown)	No
Unusual Noise Notes	No unusual noises heard
Engine Smoke (Upon Start-up, Idle, Shutdown)	No
Engine Smoke Notes	Engine smoke observed upon start up, Continuous engine smoke observed during operation
Comments	Engine smoke consistent from start up to being put under load. Not heavy smoke but visible
Engine Exhaust Color	Black
Battery	3 - Normal Wear & Tear




Inspection Report (Skip Loader)

Battery Condition Photos	
Radiator	3 - Normal Wear & Tear
Radiator Condition	Radiator fins & components appear to be in good working order, no signs of damage or leaks
Radiator Photos	
	




Inspection Report (Skip Loader)

	
	
	
Belts	3 - Normal Wear & Tear
Belt Condition	Belts appear in good condition & alignment with proper tension

Inspection Report (Skip Loader)

<p>Belt Photos</p>		
		
		

Inspection Report (Skip Loader)

		
Hoses	3 - Normal Wear & Tear	
Hose Condition	Firm, pliant hoses with no signs of wear or leaks	
Hose Photos		
		




Inspection Report (Skip Loader)



Inspection Report (Skip Loader)



Inspection Report (Skip Loader)



	
Water Pump	3 - Normal Wear & Tear
Water Pump Condition	No unusual pump noises heard
Water Pump Photos	
	
Cooling System Leaks	No
Coolant Color / Appearance	3 - Normal Wear & Tear
Coolant Color/Appearance Notes	Normal Translucent appearance, no visual signs of contamination
Oil Leaks	Yes
Oil Leak Notes	No oil leaks seen, Dried oil seepages seen

Inspection Report (Skip Loader)

Comments	Dried oil seepage seen from valve cover area
Oil Color / Appearance	3 - Normal Wear & Tear
Oil Color / Appearance Notes	Clean oil appearance, no signs of cross contamination, Appropriate oil level
Fuel Leaks	No
Equipped with DPF (Diesel Particulate Filter)	No
Requires DEF (Diesel Exhaust Fluid)	No
Overall Engine Appearance	Dusty & dry
Overall Engine Comments	Engine looks healthy with no active leaks found. Air filter should be replaced soon. A service is recommended. Slight engine smoke under load.

Drivetrain Inspection Points




Drivetrain

Transmission Info	4 x 4
Transmission	3 - Normal Wear & Tear
Transmission Condition	No unusual noises or vibrations
Transmission Photos	
	



Inspection Report (Skip Loader)



Inspection Report (Skip Loader)

		
		
Clutch	0	
Shift Lever	3 - Normal Wear & Tear	
Shift Lever Condition	Good forward and reverse function	
Shift Level Photos		
Foot Brake	3 - Normal Wear & Tear	
Foot Brake Condition	Good brake function	

Inspection Report (Skip Loader)

Foot Brake Photos	
Inching Brake	0
Parking Brake	3 - Normal Wear & Tear
Parking Brake Condition	Good brake function
Parking Brake Photos	
Overall Drivetrain Comments	Over transmission functions properly with no active leaks found. 4x4 functions well

Chassis Inspection Points

Instructions	<p>Evaluate the following on a 4 point scale (leave comments where an explanation is appropriate):</p> <p>4 = Like New, Recently Replaced 3 = Normal Wear & Tear 2 = Above Average Wear 1 = Service Required</p>
Frame	3 - Normal Wear & Tear

Inspection Report (Skip Loader)




Frame Photos






Inspection Report (Skip Loader)






Inspection Report (Skip Loader)

		
		
<p>Stance</p>	<p>3 - Normal Wear & Tear</p>	
<p>Stance Photos</p>		




Inspection Report (Skip Loader)

	
<p>Front Axle Appearance</p>	<p>3 - Normal Wear & Tear</p>
<p>Front Axle Appearance Photos</p>	
	

Inspection Report (Skip Loader)

	
	
<p>Rear Axle Appearance</p>	<p>3 - Normal Wear & Tear</p>
<p>Rear Axle Appearance Photos</p>	

Inspection Report (Skip Loader)

		
		
Oscillating Pin Appearance	3 - Normal Wear & Tear	
Oscillating Pin Appearance Photos		
Wheels & Tires	3 - Normal Wear & Tear	

Inspection Report (Skip Loader)




Wheels & Tires Photos






Inspection Report (Skip Loader)






Inspection Report (Skip Loader)

	
	
Tire Brand	Front Camso rear Galaxy
Tire Size	Front 12 -16.5 Rear 16.9 -24
Front Left Tire - Ratio Remaining	30%
Rear Left Tire - Ratio Remaining	10%
Front Right Tire - Ratio Remaining	90%
Rear Right Tire - Ratio Remaining	10%
Lift Arm	3 - Normal Wear & Tear
Lift Arm Photos	




Inspection Report (Skip Loader)

	
	
<p>Chassis to Arm Pins</p>	<p>3 - Normal Wear & Tear</p>
<p>Chassis to Arm Pins Photos</p>	




Inspection Report (Skip Loader)

	
<p>Tilt Linkage</p>	<p>3 - Normal Wear & Tear</p>
<p>Tilt Linkage Photos</p>	
	




Inspection Report (Skip Loader)

	
	
<p>Tilt Linkage Pins & Bushings</p>	<p>3 - Normal Wear & Tear</p>
<p>Tilt Linkage Pins & Bushings Photos</p>	

Inspection Report (Skip Loader)

		
		
<p>Bucket to Arm Pins</p>	<p>3 - Normal Wear & Tear</p>	
<p>Bucket to Arm Pins Photos</p>		

Inspection Report (Skip Loader)




		
		
		
Overall Chassis	3 - Normal Wear & Tear	
Overall Chassis Comments	Overall the machines frame and chassis is in great condition. No issues found.	

Hydraulics Overall Inspection Points

Hydraulics Overall

Wet or Damp Hydraulic Lines / Fittings	No
Appearance of Hydraulic Lines / Fittings	3



Inspection Report (Skip Loader)

Hydraulic Lines / Fittings Condition	Hydraulic lines & fittings are clean and in good condition, Twisted, kinked, or flattened hydraulic hoses, Other (see comments)
Comments	Front hardlines for front bucket tilt cylinder slightly bent but functions well
Unusual Noises (Hydraulic Pump)	No
External Controls / Levers	3
External Controls / Levers Condition	Good function & condition of hydraulic controls
External Controls / Levers Photos	
	
	

Inspection Report (Skip Loader)






Hydraulics Cylinders Inspection Points

Bucket Lift / Tilt Cylinders	Check the bucket lift and tilt cylinders. Note any wear, pitting, discoloration, etc. Take photos.
Bucket Lift / Tilt Cylinders: Mounting Pin	3
Bucket Lift / Tilt Cylinders: Oil Leaks	No
Comments	Front tilt cylinder starting to seep oil out of rod seal
Bucket Lift / Tilt Cylinders Photos	
	

Inspection Report (Skip Loader)






Inspection Report (Skip Loader)

	
Steering Cylinder	Check the steering cylinder. Note any wear, pitting, discoloration, etc. Take photos.
Steering Cylinder: Mounting Pin	3
Steering Cylinder: Oil Leaks	No
Steering Cylinder Photos	
Box Cylinders	Check the box blade cylinders. Note any wear, pitting, discoloration, etc. Take photos.
Box Cylinders: Mounting Pin	3
Box Cylinders: Oil Leaks	No
Box Cylinders Photos	




Inspection Report (Skip Loader)



Inspection Report (Skip Loader)

	
	
	
Scarifier / Ripper Cylinder	Check the scarifier / ripper cylinder. Note any wear, pitting, discoloration, etc. Take photos.
Scarifier / Ripper Cylinder: Mounting Pin	3
Scarifier / Ripper Cylinder: Oil Leaks	No

Inspection Report (Skip Loader)

Scarifier / Ripper Cylinder Photos		
		
		

Bucket Inspection Points




Instructions	Evaluate the following on a 4 point scale (leave comments where an explanation is appropriate): 4 = Like New, Recently Replaced 3 = Normal Wear & Tear 2 = Above Average Wear 1 = Service Required
Bucket	3 - Normal Wear & Tear

Inspection Report (Skip Loader)

Bucket Photos




Inspection Report (Skip Loader)

	
	
	
<p>Bucket Edge / Deflectors</p>	<p>3 - Normal Wear & Tear</p>

Inspection Report (Skip Loader)

Bucket Edge / Deflectors Photos	
	




Box Blade & Scarifier Inspection Points

Box	3 - Normal Wear & Tear
Box Photos	




Inspection Report (Skip Loader)





Inspection Report (Skip Loader)

	
<p>Blade</p>	<p>3 - Normal Wear & Tear</p>
<p>Blade Photos</p>	
	

Inspection Report (Skip Loader)

		
		
		
<p>Scarifier</p>	<p>3 - Normal Wear & Tear</p>	

Inspection Report (Skip Loader)

Scarifier Photos	
	

Functional Test

Instructions	Evaluate the following on a 4 point scale (leave comments where an explanation is appropriate): 4 = Like New, Recently Replaced 3 = Normal Wear & Tear 2 = Above Average Wear 1 = Service Required
Forward & Reverse	3 - Normal Wear & Tear
Turning	3 - Normal Wear & Tear
Bucket Functionality	3 - Normal Wear & Tear
Box Blade / Scarifier Functionality	3 - Normal Wear & Tear
Overall Functional Test Comments	All functions and all implements work great.
Operating Video	Click to Download

Overall Assessment

Overall Assessment	
Exterior Rating	3
Interior Rating	3
Safety Rating	3



Inspection Report (Skip Loader)

Quality Rating	3
Functionality Rating	4
Overall Rating	3
What's Great About the Machine	This machine is solid all the way around. No leaks found and no major repairs required from a visual standpoint.
What Needs Work	3 of the 4 tires need to be replaced soon. Front bucket pins squeal and may just need grease. Engine needs to be serviced to start addressing minor exhaust smoke. Control panel buttons and switches decals worn. (Unable to read switch functions) Hydraulic filter seepage, should be replaced. Work lights, turn signals inoperable. Valve cover gasket may need to be replaced soon.
Any Additional Info from the Seller?	N/a
Date/Time	09-09-2022