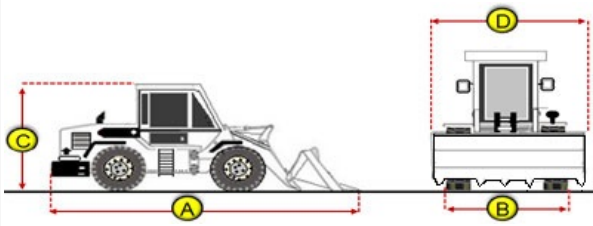


Inspection Report (Wheel Loader)

General Info

Year	1998
Make	Komatsu
Model	WA380-3L
Serial Number	A50435
Hour Meter Reading	7,589
Previous Application (e.g., earth moving, mining, demolition, etc)	General Construction

Dimensions

Measurement Guide	
A. Length (ft and inches)	26' 2"
B. Width (ft and inches)	8' 10"
C. Height (ft and inches)	10' 10"
D. Attachment Width (ft and inches)	Bucket 11'
Operational Weight (lbs)	35,902



Features and Configuration

Control Station Type	Canopy
Bucket	Yes
Bucket Specs	11' wide
Auxiliary Hydraulics	No
Heat	No
A/C	No
Radio	No
Backup Camera	No
OMM (Operator & Maintenance Manual)	No
Telematics	No

Exterior 360 Walkaround

Exterior 360 Walkaround

Inspection Report (Wheel Loader)

<p>Instructions</p>	<p>Take photos of the exterior of the piece of equipment. Capture a full 360 degree walk around and all major components.</p> <p>Must have shots to capture:</p> <ul style="list-style-type: none"> - Front - 45 degree corner shot of left front - 45 degree corner shot of right front - Left side - Right side - Rear - 45 degree corner shot of left rear - 45 degree corner shot of right rear <p>Tips for good photos:</p> <ul style="list-style-type: none"> - Move the equipment into a open area without any visual distractions or other equipment in the background
<p>Exterior Walkaround Photos</p>	
	

Inspection Report (Wheel Loader)



Inspection Report (Wheel Loader)






General Appearance Inspection Points

General Appearance

Front	3 - Normal Wear & Tear
Front Condition	No visible damage




Inspection Report (Wheel Loader)

<p>Front Photos</p>		
		
		




Inspection Report (Wheel Loader)






Inspection Report (Wheel Loader)

	
	
	
Rear	2 - Above Average Wear
Rear Condition	Large dents or cracks, Other (see comments)
Comments	Rear hood cracked, right side batter box/light bent




Inspection Report (Wheel Loader)

<p>Rear Photos</p>		
		
		




Inspection Report (Wheel Loader)

	
	
	
Left	3 - Normal Wear & Tear
Left Condition	Other (see comments)
Comments	Left side operator step ladder bent in, small dent on top side of cab

Inspection Report (Wheel Loader)

<p>Left Photos</p>		
		
		

Inspection Report (Wheel Loader)

		
Right	3 - Normal Wear & Tear	
Right Condition	Other (see comments)	
Comments	Right side engine compartment door warped, body repair done on front bottom of cab ,	
Right Photos		
		

Inspection Report (Wheel Loader)






Inspection Report (Wheel Loader)



Inspection Report (Wheel Loader)



Inspection Report (Wheel Loader)

		
		
<p>Upper</p>	<p>3 - Normal Wear & Tear</p>	
<p>Upper Photos</p>		

Inspection Report (Wheel Loader)






Inspection Report (Wheel Loader)






Inspection Report (Wheel Loader)



Inspection Report (Wheel Loader)

	
	
	
Body Panels (Any Rust Damage?)	3 - Normal Wear & Tear
Body Panel Condition	Some panel misalignment observed, Other (see comments)
Comments	Body repaired areas visible




Inspection Report (Wheel Loader)

<p>Body Panels Photos</p>		
		
		


Inspection Report (Wheel Loader)




Inspection Report (Wheel Loader)

		
Doors / Canopy Latches	3 - Normal Wear & Tear	
Doors / Canopy Latches Condition	No visible damage	
Doors / Canopy Latches Photos		
		

Inspection Report (Wheel Loader)



Inspection Report (Wheel Loader)


	
	
	
Glass Condition	3 - Normal Wear & Tear
Glass Condition Notes	Glass intact, no visible damage

Inspection Report (Wheel Loader)

Glass Condition Photos



Inspection Report (Wheel Loader)






Inspection Report (Wheel Loader)



Inspection Report (Wheel Loader)



Inspection Report (Wheel Loader)

		
Mirrors	0	
Lighting System	2 - Above Average Wear	
Lighting System Condition	One or more exterior lights are non-operational, Other (see comments)	
Comments	Headlights above fenders inop, front r/s turn signal inop, r/s rear work lights inop.	
Lighting System Photos		
		

Inspection Report (Wheel Loader)





Inspection Report (Wheel Loader)



Control Station Inspection Points

Control Station

Serial Number Plate Photo	
Operator Cabin Overall	2 - Above Average Wear
Operator Cabin Overall Condition	Minor cosmetic wear to cabin surfaces, floors, panels, and ceiling, Other (see comments)
Comments	Seat cover on, seat upholstery worn underneath
Operator Cabin Photos	

Inspection Report (Wheel Loader)




Inspection Report (Wheel Loader)






Inspection Report (Wheel Loader)






Inspection Report (Wheel Loader)






Inspection Report (Wheel Loader)

	
	
	
Operator's Seat & Arm Rests	3 - Normal Wear & Tear
Operator's Seat & Arm Rests Condition	Seat(s) has major surface staining or tears, Other (see comments)

Inspection Report (Wheel Loader)

<p>Operator's Seat & Arm Rests Photos</p>	
	
	
<p>Seat Belt</p>	<p>1 - Service Required</p>
<p>Seat Belt Condition</p>	<p>Seat belt is inoperative or not installed, Other (see comments)</p>
<p>Comments</p>	<p>Seat belt inop due to missing left side</p>



Inspection Report (Wheel Loader)

Seat Belt Photos	
Cabin Lights	0
Safety Lock Out / Stop	2 - Above Average Wear
Safety Lock Out / Stop Condition	Improper/insufficient safety lock out device is supplied for the machine, Other (see comments)
Comments	Safety lock for front bucket controls inop.
Safety Lock Out / Stop Photos	
	
Controls & Switches	2 - Above Average Wear
Controls & Switches Condition	One or more switches are inoperative or missing, Other (see comments)
Comments	L/s a/c & heater switches inop. FNR trans lever missing knobs,


Inspection Report (Wheel Loader)

<p>Controls & Switches Photos</p>	
	
	
<p>Hour Meter Activity</p>	<p>3 - Normal Wear & Tear</p>
<p>Hour Meter Condition</p>	<p>Hour meter is functional and in good condition</p>

Inspection Report (Wheel Loader)

Hour Meter Activity Photos	
Other Gauge Activity	1 - Service Required
Other Gauge Condition	One or more gauges are unreadable or not functioning (specify in comments), Other (see comments)
Comments	Main operator front cluster inop, r/s machine operating gauges inop
Other Gauge Activity Photos	
	
Heater & A/C	1 - Service Required
Heater & A/C Condition	Fan only, heating and A/C components are inoperative, Other (see comments)
Comments	Aux. fan works
Fans / Vents	2 - Above Average Wear

Inspection Report (Wheel Loader)


Fans / Vents Condition	Fan vents are not blowing air, Other (see comments)
Comments	Some vents missing
Fans / Vents Photos	
	
	

Inspection Report (Wheel Loader)


		
		
		
Travel Alarm	0	
Horn	3 - Normal Wear & Tear	
Horn Condition	Horn is installed and functioning as expected	
Backup Camera	0	
Fire Extinguisher	0	
First Aid Kit	0	

Engine Inspection Points

Inspection Report (Wheel Loader)

Engine	
Engine Type (Make, Model, Cylinders, Hp)	Komatsu S6D114E - 8.3L - 6 Cyl. - 189HP
Engine Serial Number	N/A
Engine Fuel Type	Diesel
Engine Photos	

Inspection Report (Wheel Loader)



Inspection Report (Wheel Loader)





Inspection Report (Wheel Loader)






Inspection Report (Wheel Loader)




Inspection Report (Wheel Loader)

		
Blow-by (Visual Observation Check)	Yes	
Comments	Minor blow by	
Unusual Noises (Upon Start-up, Idle, Shutdown)	No	
Unusual Noise Notes	No unusual noises heard	
Engine Smoke (Upon Start-up, Idle, Shutdown)	Yes	
Engine Smoke Notes	Engine smoke observed upon start up, Other (see comments)	
Comments	Engine smoke observed under initial load then dissipates.	
Engine Exhaust Color	Black, Heavy black smoke at start up, Other (see comments)	
Comments	Minor consistent black smoke under load	
Battery	2 - Above Average Wear	
Battery Condition	Like new, recently replaced, Stains & signs of corrosion seen, Other (see comments)	
Comments	Batteries missing hold downs brackets, R/S has minor corrosion buildup, batteries look less than a year old	
Battery Condition Photos		




Inspection Report (Wheel Loader)

		
		
<p>Radiator</p>	<p>3 - Normal Wear & Tear</p>	
<p>Radiator Condition</p>	<p>Radiator fins & components appear to be in good working order, no signs of damage or leaks</p>	
<p>Radiator Photos</p>		




Inspection Report (Wheel Loader)






Inspection Report (Wheel Loader)

	
	
<p>Belts</p>	<p>3 - Normal Wear & Tear</p>
<p>Belt Condition</p>	<p>Belts appear in good condition & alignment with proper tension</p>
<p>Belt Photos</p>	

Inspection Report (Wheel Loader)

	
	
	
Hoses	3 - Normal Wear & Tear
Hose Condition	Firm, pliant hoses with no signs of wear or leaks, Other (See commentss

Inspection Report (Wheel Loader)

<p>Hose Photos</p>	
	
	




Inspection Report (Wheel Loader)





Inspection Report (Wheel Loader)



Inspection Report (Wheel Loader)

		
		
<p>Water Pump</p>	<p>3 - Normal Wear & Tear</p>	
<p>Water Pump Photos</p>		

Inspection Report (Wheel Loader)

		
Cooling System Leaks	No	
Coolant Color / Appearance	3 - Normal Wear & Tear	
Coolant Color/Appearance Notes	Normal Translucent appearance, no visual signs of contamination	
Oil Leaks	Yes	
Oil Leak Notes	Wetness & discoloration observed, Other (see comments)	
Comments	Possible blowby cylinder #6, Seepage from front main seal, leak from starter area, possible seepage from oil pan gasket, small leak r/s engine next to breather hose	
Oil Leak Photos		



Inspection Report (Wheel Loader)



Inspection Report (Wheel Loader)



Inspection Report (Wheel Loader)




	
	
Oil Color / Appearance	3 - Normal Wear & Tear
Oil Color / Appearance Notes	Clean oil appearance, no signs of cross contamination, Appropriate oil level
Fuel Leaks	No
Equipped with DPF (Diesel Particulate Filter)	No
Requires DEF (Diesel Exhaust Fluid)	No
Overall Engine Appearance	Areas of dried seepage seen on engine hoses & components, Dusty & dry
Overall Engine Comments	Exhaust pipe broken from hot side of turbo. I advise checking health condition of Cyl. #6 due to oil or soot buildup around exhaust manifold connection to head. Oil seepage coming from r/s block cover. Seepage leak from Front main seal and oil pan.

Drivetrain Inspection Points

Drivetrain

Transmission Info	Powershift 4 speed trans
Transmission	3 - Normal Wear & Tear
Transmission Condition	No unusual noises or vibrations, Leaking transmission fluid observed, Other (see comments)
Comments	Leaks observed from output shaft seal

Inspection Report (Wheel Loader)

Transmission Photos		
		
		



Inspection Report (Wheel Loader)



Inspection Report (Wheel Loader)






Inspection Report (Wheel Loader)



Clutch	0
Shift Lever	2 - Above Average Wear
Shift Lever Condition	Good forward and reverse function, Other Comments

Inspection Report (Wheel Loader)




Comments	Transmission shifts smooth, gear selection 1 & 2 okay
Shift Level Photos	
	
Foot Brake	3 - Normal Wear & Tear
Foot Brake Condition	Good brake function
Foot Brake Photos	

Inspection Report (Wheel Loader)

		
Inching Brake	3 - Normal Wear & Tear	
Inching Brake Condition	Good brake function	
Inching Brake Photos		
Parking Brake	3 - Normal Wear & Tear	
Parking Brake Condition	Good brake function	
Parking Brake Photos		
Overall Drivetrain Comments	Overall transmission runs good. Multiple leaks from rear side of trans	

Chassis Inspection Points


Inspection Report (Wheel Loader)

Instructions	<p>Evaluate the following on a 4 point scale (leave comments where an explanation is appropriate):</p> <p>4 = Like New, Recently Replaced 3 = Normal Wear & Tear 2 = Above Average Wear 1 = Service Required</p>
Frame	<p>3 - Normal Wear & Tear</p>
Frame Photos	
	
	


Inspection Report (Wheel Loader)




Inspection Report (Wheel Loader)




Inspection Report (Wheel Loader)






Inspection Report (Wheel Loader)






Inspection Report (Wheel Loader)




Inspection Report (Wheel Loader)

		
		
<p>Stance</p>	<p>3 - Normal Wear & Tear</p>	
<p>Stance Photos</p>		

Inspection Report (Wheel Loader)

		
<p>Front Axle Appearance</p>	<p>3 - Normal Wear & Tear</p>	
<p>Front Axle Appearance Photos</p>		
		




Inspection Report (Wheel Loader)



Inspection Report (Wheel Loader)



Inspection Report (Wheel Loader)

		
		
Rear Axle Appearance	3 - Normal Wear & Tear	
Comments	Rear axle has excessive mounting play (shifts forward and back)	
Rear Axle Appearance Photos		




Inspection Report (Wheel Loader)






Inspection Report (Wheel Loader)






Inspection Report (Wheel Loader)

		
Articulating Center Pin Appearance	3 - Normal Wear & Tear	
Comments	Rear needs attention	
Articulating Center Pin Appearance Photos		
		




Inspection Report (Wheel Loader)

		
Tire Brand	Bridgestone (v steel M traction)	
Tire Size	23.5R 25	
Front Left Tire - Ratio Remaining	50%	
Front Left Tire Photos		
		




Inspection Report (Wheel Loader)

	
<p>Rear Left Tire - Ratio Remaining</p>	<p>70%</p>
<p>Rear Left Tire Photos</p>	
	

Inspection Report (Wheel Loader)

		
		
<p>Front Right Tire - Ratio Remaining</p>	<p>70%</p>	
<p>Front Right Tire Photos</p>		

Inspection Report (Wheel Loader)




		
		
		
<p>Rear Right Tire - Ratio Remaining</p>	<p>70%</p>	

Inspection Report (Wheel Loader)


Rear Right Tire Photos






Inspection Report (Wheel Loader)

		
<p>Lift Arm</p>	<p>3 - Normal Wear & Tear</p>	
<p>Lift Arm Photos</p>		
		




Inspection Report (Wheel Loader)






Inspection Report (Wheel Loader)

		
<p>Chassis to Arm Pins</p>	<p>3 - Normal Wear & Tear</p>	
<p>Chassis to Arm Pins Photos</p>		
		




Inspection Report (Wheel Loader)

		
		
		
<p>Tilt Linkage</p>	<p>3 - Normal Wear & Tear</p>	

Inspection Report (Wheel Loader)

<p>Tilt Linkage Photos</p>		
		
		

Inspection Report (Wheel Loader)

		
		
		
<p>Tilt Linkage Pins and Bushings</p>	<p>3 - Normal Wear & Tear</p>	

Inspection Report (Wheel Loader)



Tilt Linkage Pins and Bushings
Photos



Inspection Report (Wheel Loader)



Inspection Report (Wheel Loader)

		
		
Quick Coupler	0	
Quick Coupler to Arms Pins	0	
Overall Chassis	3 - Normal Wear & Tear	
Overall Chassis Comments	When braking hard in either direction knocking noise heard and felt. Determined rear axle has excessive play and visibly moves front to back.	

Hydraulics Overall Inspection Points

Hydraulics Overall

Wet or Damp Hydraulic Lines / Fittings	Yes	
Appearance of Hydraulic Lines / Fittings	2	
Hydraulic Lines / Fittings Condition	Dried seepages observed	
Comments	Many hoses need to be replaced soon	

Inspection Report (Wheel Loader)


Appearance of Hydraulic Lines /
Fittings Photos



Inspection Report (Wheel Loader)



Inspection Report (Wheel Loader)




Inspection Report (Wheel Loader)



Inspection Report (Wheel Loader)



Inspection Report (Wheel Loader)






Inspection Report (Wheel Loader)



Inspection Report (Wheel Loader)





Inspection Report (Wheel Loader)

	
	
	
Unusual Noises (Hydraulic Pump)	No
Hydraulic Pump Notes	No unusual noises heard during operation
External Controls / Levers	3
External Controls / Levers Condition	Good function & condition of hydraulic controls


Inspection Report (Wheel Loader)

External Controls / Levers Photos	
-----------------------------------	--


Hydraulics Cylinders Inspection Points

Lift Cylinder	Check the lift cylinder. Note any wear, pitting, discoloration, etc. Take photos.
Lift Cylinder: Mounting Pin	3
Lift Cylinder: Oil Leaks	Yes
Comments	Right side cylinder leak at hard line oring
Lift Cylinder Photos	
	




Inspection Report (Wheel Loader)






Inspection Report (Wheel Loader)



Inspection Report (Wheel Loader)

		
Bucket Cylinder	Check the bucket cylinder. Note any wear, pitting, discoloration, etc. Take photos.	
Bucket Cylinder: Mounting Pin	3	
Bucket Cylinder: Oil Leaks	Yes	
Comments	Oil at rod seal	
Bucket Cylinder Photos		
		

Inspection Report (Wheel Loader)

		
		
Steering Cylinder	Check the steering cylinder. Note any wear, pitting, discoloration, etc. Take photos.	
Steering Cylinder: Mounting Pin	3	
Steering Cylinder: Oil Leaks	No	
Steering Cylinder Photos		



Inspection Report (Wheel Loader)



Inspection Report (Wheel Loader)



Bucket Inspection Points

Instructions	<p>Evaluate the following on a 4 point scale (leave comments where an explanation is appropriate):</p> <p>4 = Like New, Recently Replaced 3 = Normal Wear & Tear 2 = Above Average Wear 1 = Service Required</p>
Bucket	3 - Normal Wear & Tear
Comments	11' wide
Bucket Photos	
	

Inspection Report (Wheel Loader)






Inspection Report (Wheel Loader)



Inspection Report (Wheel Loader)



Inspection Report (Wheel Loader)

	
<p>Bucket Edge/Shanks/Teeth</p>	<p>2 - Above Average Wear</p>
<p>Comments</p>	<p>Worn need to be replaced soon</p>
<p>Bucket Edge/Shanks/Teeth Photos</p>	
	

Inspection Report (Wheel Loader)



Functional Test

Instructions	Evaluate the following on a 4 point scale (leave comments where an explanation is appropriate): 4 = Like New, Recently Replaced 3 = Normal Wear & Tear 2 = Above Average Wear 1 = Service Required
Forward & Reverse	3 - Normal Wear & Tear
Comments	Clunk sounds when stop suddenly coming from rear axle
Turning	3 - Normal Wear & Tear
Lift / Tilt	3 - Normal Wear & Tear
Bucket Functionality	3 - Normal Wear & Tear
Overall Functional Test Comments	Overall all functions on hydraulics solid. Transmission works well in 1st and 2nd.
Operating Video	Click to Download

Overall Assessment

Overall Assessment	
Exterior Rating	3
Interior Rating	2
Safety Rating	3
Quality Rating	2
Functionality Rating	3
Overall Rating	2
What's Great About the Machine	Machine fires right up and all functions work.
What Needs Work	Hydraulic hoses worn and many need to be replaced. Transmission has multiple leaks. Excessive play in rear axle. Engine has a small misfire and oil leaks. The oil leak at the exhaust manifold for cylinder #6 needs to be further investigated. Monitor panels in cab inoperable.
Date/Time	09-27-2022