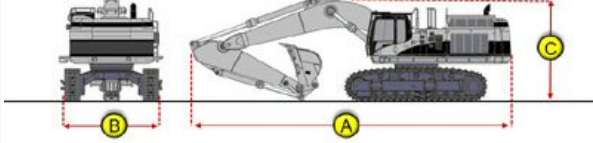


Inspection Report (Excavator)

General Info

Year	2013
Make	CAT
Model	320E
Serial Number	*CATO320ELTFX00642*
Hour Meter Reading	3,680 Hrs.
Previous Application (e.g., earth moving, mining, demolition, etc)	Masonry General Construction

Dimensions

Measurement Guide	
A. Length (ft and inches)	29'5"
B. Width (ft and inches)	10'5"
C. Height (ft and inches)	10'4"
Operational Weight (lbs)	54,450 Lbs.



Features and Configuration

Control Station Type	Cab
Bucket	Yes
Bucket Size (in inches)	48
Blade	No
Additional Attachment(s)	No
Hydraulic Coupler	Yes
Auxiliary Hydraulics	Yes
Hydraulic Thumb	No
Heat	No
A/C	Yes
Radio	Yes
Backup Camera	Yes
OMM (Operator & Maintenance Manual)	Yes
Telematics	No

Exterior Walkaround Photos

Inspection Report (Excavator)

Exterior 360 Walkaround

Instructions	<p>Take photos of the exterior of the piece of equipment. Capture a full 360 degree walk around and all major components.</p> <p>Must have shots to capture:</p> <ul style="list-style-type: none"> - Front - 45 degree corner shot of left front - 45 degree corner shot of right front - Left side - Right side - Rear - 45 degree corner shot of left rear - 45 degree corner shot of right rear <p>Tips for good photos:</p> <ul style="list-style-type: none"> - Move the equipment into a open area without any visual distractions or other equipment in the background
Exterior Walkaround Photos	
	

Inspection Report (Excavator)



Inspection Report (Excavator)



General Appearance Inspection Points

General Appearance

Close-up Exterior Photos




Inspection Report (Excavator)





Inspection Report (Excavator)



Inspection Report (Excavator)






Inspection Report (Excavator)

	
	
Body Panels	3 - Normal Wear & Tear
Body Panel Condition	No visible damage, good paint condition and panel fitment
Doors / Canopy Latches	3 - Normal Wear & Tear
Doors / Canopy Latches Condition	No visible damage
Steps / Ladders	3 - Normal Wear & Tear
Steps / Ladders Condition	Steps/ladders are fully intact and appear structurally sound
Handrails	3 - Normal Wear & Tear
Handrails Condition	Handrails are fully intact and appear structurally sound
Glass	3 - Normal Wear & Tear
Glass Condition	Glass intact, no visible damage
Mirrors	3 - Normal Wear & Tear
Mirror Condition	Mirrors present and intact, no visible damage
Exterior Lights	3 - Normal Wear & Tear
Exterior Lights Condition	No visible damage, lighting system is operational

Control Station Inspection Points

Control Station

Inspection Report (Excavator)

Control Station	<p>Take close-up photos of operator control station or cab including the floors, panels, headliner, seat, controls & displays, gauges & meters, and interior lights. Note any damage or wear.</p>
Serial Number Plate Photo	 <p>A close-up photograph of a yellow Caterpillar serial number plate. The plate is black with white text and a barcode. The text includes: MODEL NUMBER 320ELRR, CAT CATERPILLAR, PRODUCT IDENTIFICATION NUMBER *CAT0320ELTFX00642*, CATERPILLAR PEORIA, IL 61601 USA, and MADE IN JAPAN.</p>
Operator Cabin Photos	 <p>Two photographs showing the operator's control station from the operator's perspective. The top photo shows the right-hand joystick control with two buttons on top, set against a background of a dirt ground. The bottom photo shows the same joystick control from a slightly different angle, highlighting the control panel and the operator's seat area.</p>
	 <p>A close-up photograph of the operator's control station, focusing on the right-hand joystick control. The joystick has two buttons on top and is mounted on a control panel. The background shows the interior of the operator's cabin, including the seat and other controls.</p>

Inspection Report (Excavator)



Inspection Report (Excavator)



Inspection Report (Excavator)



Inspection Report (Excavator)



Inspection Report (Excavator)




Inspection Report (Excavator)



Inspection Report (Excavator)



Inspection Report (Excavator)


	
Operator Cabin Overall	3 - Normal Wear & Tear
Operator Cabin Overall Condition	Good cabin appearance, solid floors, panels, and ceiling
Operator Seat	3 - Normal Wear & Tear
Operator Seat Condition	Seat(s) in good condition, no stains or tears in upholstery, Seat(s) have minor surface staining or small tears
Cabin Lights	3 - Normal Wear & Tear
Cabin Lights Condition	Cabin lights are installed with all light covers in place, bulbs are installed and working properly
Safety Lock Out / Stop	3 - Normal Wear & Tear
Safety Lock Out / Stop Condition	Safety lock out device is present, in good condition, and functional
Controls & Switches	3 - Normal Wear & Tear
Controls & Switches Condition	All switches are installed and functional
Hour Meter Activity	3 - Normal Wear & Tear
Hour Meter Condition	Hour meter is functional and in good condition
Hour Meter Activity Photos	
Other Gauge Activity	3 - Normal Wear & Tear
Other Gauge Condition	All cockpit gauges are functional and in good condition
Heater & A/C	3 - Normal Wear & Tear

Inspection Report (Excavator)




Heater & A/C Condition	Heater and A/C work as expected
Travel Alarm	3 - Normal Wear & Tear
Travel Alarm Condition	Travel alarm is installed and functioning as expected
Horn	3 - Normal Wear & Tear
Horn Condition	Horn is installed and functioning as expected
Backup Camera	3 - Normal Wear & Tear
Backup Camera Condition	Back up camera is installed and functioning as expected

Engine Inspection Points




Engine

Engine Type (Make, Model, Cylinders, Hp)	CAT - C6.6L - ACERT - 6Cyl. - 164HP
Emissions Tier	Tier 4i
Engine Serial Number	C8N10312
Engine Fuel Type	Diesel
Engine Photos	

Inspection Report (Excavator)



Inspection Report (Excavator)


		
		
		
Blow-by (Visual Observation Check)	No	
Unusual Noises (Upon Start-up, Idle, Shutdown)	No	
Unusual Noise Notes	No unusual noises heard	
Engine Smoke (Upon Start-up, Idle, Shutdown)	No	
Engine Smoke Notes	No engine smoke issues observed	
Engine Exhaust Color	Clear	

Inspection Report (Excavator)

Battery	3 - Normal Wear & Tear
Battery Condition	Clean & dry appearance, tight connections
Radiator	3 - Normal Wear & Tear
Radiator Condition	Radiator fins & components appear to be in good working order, no signs of damage or leaks
Belts	3 - Normal Wear & Tear
Belt Condition	Belts appear in good condition & alignment with proper tension
Hoses	3 - Normal Wear & Tear
Hose Condition	Firm, pliant hoses with no signs of wear or leaks
Water Pump	3 - Normal Wear & Tear
Water Pump Condition	No unusual pump noises heard
Cooling System Leaks	No
Coolant Color / Appearance	3 - Normal Wear & Tear
Coolant Color/Appearance Notes	Normal Translucent appearance, no visual signs of contamination
Oil Leaks	No
Oil Color / Appearance	3 - Normal Wear & Tear
Oil Color / Appearance Notes	Clean oil appearance, no signs of cross contamination, Appropriate oil level
Fuel Leaks	No
Requires DEF (Diesel Exhaust Fluid)	No
Overall Engine Appearance	Clean & dry
Overall Engine Comments	Engine in great shape with no active leaks observed.

Drivetrain Inspection Points



Drivetrain

Drivetrain	Take close-up photos of the drivetrain components including transmission housing, drive shaft, drive motors, fittings, and hoses. Note any damage or wear.
Drivetrain Photos	
Hydrostatic Transmission?	Yes

Inspection Report (Excavator)

2 Speed?	Yes
Hydrostatic Drive Configuration	Split Transmission
Drive Motors	2 - Above Average Wear
Hydrostatic Parking Brake	3 - Normal Wear & Tear
Hydrostatic Parking Brake Condition	Good brake function
Overall Drivetrain Comments	Machine's drivetrain operating well with no active leaks seen.

Chassis Inspection Points

Boom Condition	3 - Normal Wear & Tear
Boom Photos	
	

Inspection Report (Excavator)



Stick Condition




3 - Normal Wear & Tear

Inspection Report (Excavator)




Stick Photos





Inspection Report (Excavator)

		
Boom Base Pin & Bushings	3 - Normal Wear & Tear	
Boom to Stick Pin & Bushings	3 - Normal Wear & Tear	
Stick to Bucket Pin & Bushings	3 - Normal Wear & Tear	
Turntable Bearing	3 - Normal Wear & Tear	
Turntable Bearing Photos		
		

Inspection Report (Excavator)

		
<p>Bottom Covers</p>	<p>3 - Normal Wear & Tear</p>	
<p>Bottom Covers Photos</p>		
		

Inspection Report (Excavator)

	
	
Overall Chassis	3 - Normal Wear & Tear
Overall Chassis Comments	Chassis in solid shape from the implements to the main frame. Normal wear and tear seen throughout the machine but no obvious major issues observed during the inspection.

Undercarriage Inspection Points

Undercarriage Overall Condition	3 - Normal Wear & Tear
Comments	Overall track undercarriage, visually, in solid shape with plenty of life left. from the main tracks to the idlers and rollers all look to have low use.
Undercarriage Overall Photos	

Inspection Report (Excavator)



Inspection Report (Excavator)



Inspection Report (Excavator)



Inspection Report (Excavator)






Inspection Report (Excavator)



Inspection Report (Excavator)



Inspection Report (Excavator)

		
		
		
Pin & Bushings	3 - Normal Wear & Tear	
Tracks	3 - Normal Wear & Tear	
Left Side: Link Bushings / Drive Sprocket / Shoe Condition	3 - Normal Wear & Tear	
Left Side: Upper & Lower Roller / Front Idler Condition	3 - Normal Wear & Tear	
Track Condition: Left Front	50%	
Track Condition: Left Rear	50%	

Inspection Report (Excavator)

Undercarriage Left Side Photo Instructions	Take photos of the undercarriage of this piece of equipment. Must have shots to capture: <ul style="list-style-type: none"> - Roller Frame (left) - Track Tensioner (left) - Track Pads (left) - Grouser Height (left) - Track Links (left) - Track Bushings (left) - Carrier Rollers (left) - Track Rollers (left) - Idler (left) - Sprocket (left)
Right Side: Link Bushings / Drive Sprocket / Shoe Condition	3 - Normal Wear & Tear
Right Side: Upper & Lower Roller / Front Idler Condition	3 - Normal Wear & Tear
Track Condition: Right Front	50%
Track Condition: Right Rear	50%
Undercarriage Right Side Photo Instructions	Take photos of the undercarriage of this piece of equipment. Must have shots to capture: <ul style="list-style-type: none"> - Roller Frame (right) - Track Tensioner (right) - Track Pads (right) - Grouser Height (right) - Track Links (right) - Track Bushings (right) - Carrier Rollers (right) - Track Rollers (right) - Idler (right) - Sprocket (right)

Hydraulics Overall Inspection Points

Hydraulics Overall

Hydraulic System	Take close-up photos of the hydraulic components including the pump, lines, fittings, controls, and levers. Note any damage, wear, or leaks.
Hydraulic System Photos	


Inspection Report (Excavator)




Inspection Report (Excavator)






Inspection Report (Excavator)

	
Wet or Damp Hydraulic Lines / Fittings	No
Appearance of Hydraulic Lines / Fittings	3 - Normal Wear & Tear
Hydraulic Lines / Fittings Condition	Hydraulic lines & fittings are clean and in good condition
Unusual Noises (Hydraulic Pump)	No
Hydraulic Pump Notes	No unusual noises heard during operation
Comments	Hydraulics work well and main pump sounds healthy under load. No active leaks observed.





Hydraulics Cylinders Inspection Points

Boom Cylinder	Check the boom cylinder. Note any wear, pitting, discoloration, etc. Take photos.
Boom Cylinder: Mounting Pin	3
Boom Cylinder: Oil Leaks	No
Boom Cylinder Photos	

Inspection Report (Excavator)




	
	
	
Stick Cylinder	Check the stick cylinder. Note any wear, pitting, discoloration, etc. Take photos.
Stick Cylinder: Mounting Pin	3
Stick Cylinder: Oil Leaks	No

Inspection Report (Excavator)





Stick Cylinder Photos		
		
Bucket Cylinder	Check the bucket cylinder. Note any wear, pitting, discoloration, etc. Take photos.	
Bucket Cylinder: Mounting Pin	3	
Bucket Cylinder: Oil Leaks	No	
Bucket Cylinder Photos		
		
Blade	Check the blade. Note any wear, pitting, discoloration, etc. Take photos.	
Blade	0	

Inspection Report (Excavator)

Bucket Inspection Points

Bucket Condition	3 - Normal Wear & Tear
Comments	large dent at bottom rear side of bucket & outer tooth missing
Bucket Photos	
	
	

Inspection Report (Excavator)

Functional Test

Forward & Reverse	3 - Normal, Operating as Expected
-------------------	-----------------------------------

Inspection Report (Excavator)

Swing Table Rotation	3 - Normal, Operating as Expected
Boom Lift / Angle / Tilt	3 - Normal, Operating as Expected
Blade Functionality	3 - Normal, Operating as Expected
Overall Functional Test Comments	Machine's main core functions work great and no obvious problems observed.
Operating Video	Click to Download
Additional Video	Click to Download

Overall Assessment

Overall Assessment

Exterior Rating	3 - Normal Wear & Tear
Interior Rating	3 - Normal Wear & Tear
Safety Rating	3 - Normal Wear & Tear
Quality Rating	3 - Normal Wear & Tear
Functionality Rating	3 - Normal, Operating as Expected
Overall Rating	3 - Normal Wear & Tear
What's Great About the Machine	The Engine, Main Hydraulic Pump, and Undercarriage is well taken care of. No obvious issues seen with these main components and no active leaks observed. The cab interior is clean and the exterior of this Machine is still nice looking.
What Needs Work	Right side mirror missing
Date/Time	02-20-2023