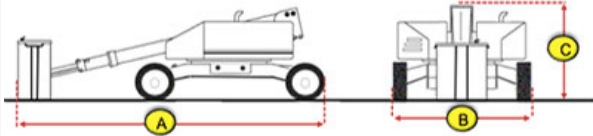


## Inspection Report (Boom Lift)

### General Info

Year	2012
Make	Genie
Model	S60x
Serial Number	S60X12-23903
Hour Meter Reading	3881.5
Previous Application (e.g., earth moving, mining, demolition, etc)	General Construction Rental

### Dimensions

Measurement Guide	
A. Length (ft and inches)	27' 11"
B. Width (ft and inches)	8' 2"
C. Height (ft and inches)	8' 11"
Operational Weight (lbs)	20,743

### Features and Configuration

Max Lift Height	60'
Max Lift Capacity	1000Lbs.
Electric Powertrain	No
Jib	No
Hydraulic Leveling	Yes
Power to Platform	Yes
Outriggers	No
Additional Attachment(s)?	No
OMM (Operator & Maintenance Manual)	Yes
Telematics	No


### Exterior 360 Walkaround

### Exterior 360 Walkaround

## Inspection Report (Boom Lift)

<b>Instructions</b>	<p>Take photos of the exterior of the piece of equipment. Capture a full 360 degree walk around and all major components.</p> <p>Must have shots to capture:</p> <ul style="list-style-type: none"> <li>- Front</li> <li>- 45 degree corner shot of left front</li> <li>- 45 degree corner shot of right front</li> <li>- Left side</li> <li>- Right side</li> <li>- Rear</li> <li>- 45 degree corner shot of left rear</li> <li>- 45 degree corner shot of right rear</li> </ul> <p>Tips for good photos:</p> <ul style="list-style-type: none"> <li>- Move the equipment into a open area without any visual distractions or other equipment in the background</li> </ul>
---------------------	---

## General Appearance Inspection Points

<b>Instructions</b>	<p>Evaluate the following on a 4 point scale (leave comments where an explanation is appropriate):</p> <p>4 = Like New, Recently Replaced        3 = Normal Wear &amp; Tear        2 = Above Average Wear        1 = Service Required</p> <p>Things to look for:</p> <ul style="list-style-type: none"> <li>- cosmetic damage</li> <li>- minor surface rust</li> <li>- repaint (and overspray)</li> <li>- cracked or damaged glass</li> <li>- major rust (cancer)</li> <li>- cracks / visible welds</li> </ul>
<b>Front</b>	3 - Normal Wear & Tear
<b>Front Photos</b>	




Inspection Report (Boom Lift)



Inspection Report (Boom Lift)






**Inspection Report (Boom Lift)**

		
<p>Rear</p>	<p>3 - Normal Wear &amp; Tear</p>	
<p>Rear Photos</p>		
		

Inspection Report (Boom Lift)



Inspection Report (Boom Lift)




	
<p>Left</p>	<p>3 - Normal Wear &amp; Tear</p>
<p>Left Photos</p>	
	

Inspection Report (Boom Lift)





### Inspection Report (Boom Lift)

		
<p>Right</p>	<p>3 - Normal Wear &amp; Tear</p>	
<p>Right Photos</p>		
		




Inspection Report (Boom Lift)



Inspection Report (Boom Lift)



**Inspection Report (Boom Lift)**

		
<p>Upper</p>	<p>3 - Normal Wear &amp; Tear</p>	
<p>Upper Photos</p>		
		




Inspection Report (Boom Lift)



Inspection Report (Boom Lift)



### Inspection Report (Boom Lift)

	
	
	
<b>Body Panels (Any Damage?)</b>	3 - Normal Wear & Tear
<b>Comments</b>	Minor fiberglass damage on l/s & r/s, Minor paint chips off of counterweight

### Inspection Report (Boom Lift)

<p>Body Panels Photos</p>	
	
	



Inspection Report (Boom Lift)



Hand Rails

3 - Normal Wear & Tear

### Inspection Report (Boom Lift)

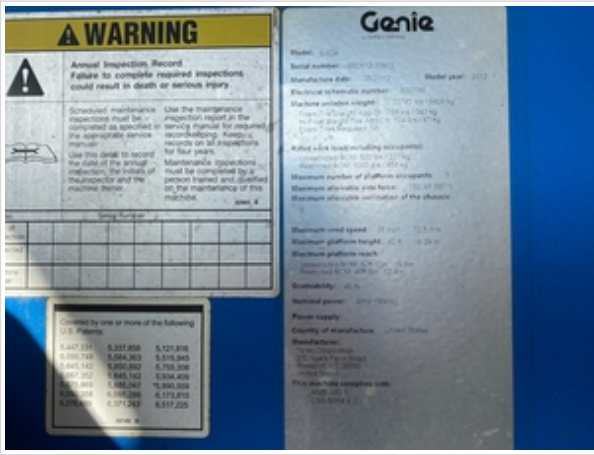

Hand Rails Photos






## Inspection Report (Boom Lift)



### Control Station Inspection Points

<b>Instructions</b>	Evaluate the following on a 4 point scale (leave comments where an explanation is appropriate):  4 = Like New, Recently Replaced 3 = Normal Wear & Tear 2 = Above Average Wear 1 = Service Required  Take close-up photos of and leave comments.
<b>Serial Number Plate</b>	 <p><b>WARNING</b> Annual Inspection Record Failure to complete required inspections could result in death or serious injury.</p> <p>Scheduled maintenance inspections must be completed as specified on the appropriate service manual. Use this plate to record the date of the annual inspection, the initials of the inspector and the machine name.</p> <p>Use the maintenance inspection report in the service manual for required record-keeping. Record results on all inspections for four years. Maintenance inspections must be completed by a person trained and qualified in the maintenance of this machine.</p> <p>Genie Model: 3-224 Serial number: 00019 0900 Manufacture date: 10/2012 Machine serial weight: 11,000 lbs (5,000 kg) Platform weight: 1,500 lbs (680 kg) Total weight: 12,500 lbs (5,680 kg) Rated load capacity: 1,000 lbs (450 kg) Actual load handling capacity: 1,000 lbs (450 kg) Maximum number of platform occupants: 1 Maximum platform area: 10.0 sq ft (0.93 sq m) Maximum stowable height of the chassis: 12.5 m Maximum rated speed: 12.5 m/min Maximum platform height: 21.5 m Maximum platform reach: 12.5 m Maximum height with boom: 21.5 m Maximum height with boom: 21.5 m Capacity: 1,000 lbs Power supply: 24V DC Country of manufacture: United States Manufacturer: Genie 1000 York Farm Road Piquette, MI 48679 United States This data plate complies with: ANSI SIA A-9.2-2001</p> <p>Covered by one or more of the following U.S. patents: 6,667,339    6,333,898    6,121,816 6,596,749    6,584,963    6,516,945 6,645,141    6,676,263    6,766,386 6,667,262    6,645,142    6,766,419 6,712,869    6,686,047    6,660,669 6,766,386    6,566,386    6,173,813 6,266,666    6,371,343    6,617,226</p>
<b>Hour Meter Activity</b>	3 - Normal Wear & Tear
<b>Hour Meter Activity Photos</b>	 <p>Hour Meter: 00000 www.BTBoHo.com <b>READY TO RENT</b> Customer Vehicle License &amp; Description Contract # Equipment #</p>




## Inspection Report (Boom Lift)

Other Gauge Activity	3 - Normal Wear & Tear
Other Gauge Activity Photos	
Controls & Switches	3 - Normal Wear & Tear
Controls & Switches Photos	
	




Inspection Report (Boom Lift)



### Inspection Report (Boom Lift)

	
	
<b>Horn</b>	3 - Normal Wear & Tear
<b>Horn Photos</b>	
<b>Travel Alarm</b>	3 - Normal Wear & Tear
<b>Swing Brake</b>	3 - Normal Wear & Tear

## Inspection Report (Boom Lift)

Swing Break Photos		
Safety Lock Out / Stop	3 - Normal Wear & Tear	
Safety Lock Out / Stop Photos		
		
Platform Safety Rails & Appearance	3 - Normal Wear & Tear	
Comments	All around straight !	

### Inspection Report (Boom Lift)

Platform Safety Rails & Appearance Photos





**Inspection Report (Boom Lift)**



**Platform Floor**

3 - Normal Wear & Tear

### Inspection Report (Boom Lift)

Platform Floor Photos



**Inspection Report (Boom Lift)**



		
<p><b>Platform Controls</b></p>	<p>3 - Normal Wear &amp; Tear</p>	
<p><b>Platform Controls Photos</b></p>		
		

## Inspection Report (Boom Lift)



### Powertrain Inspection Points

#### Engine

Engine Type (Make, Model, Cylinders, Hp)	Deutz - 4cyl. - 2.3L - 49HP
Engine Serial Number	11250092
Engine Fuel Type	Diesel
Engine Photos	
	



Inspection Report (Boom Lift)





Inspection Report (Boom Lift)



## Inspection Report (Boom Lift)



	
<b>Blow-by (Visual Observation Check)</b>	No
<b>Unusual Noises (Upon Start-up, Idle, Shutdown)</b>	No
<b>Unusual Noise Notes</b>	No unusual noises heard
<b>Engine Smoke (Upon Start-up, Idle, Shutdown)</b>	No
<b>Engine Smoke Notes</b>	No engine smoke issues observed
<b>Engine Exhaust Color</b>	Clear
<b>Battery</b>	3 - Normal Wear & Tear
<b>Battery Condition</b>	Stains & signs of corrosion seen, Other (see comments)
<b>Comments</b>	Missing factory installed battery hold down bracket
<b>Battery Condition Photos</b>	

### Inspection Report (Boom Lift)

	
<b>Radiator</b>	3 - Normal Wear & Tear
<b>Radiator Condition</b>	Radiator fins & components appear to be in good working order, no signs of damage or leaks
<b>Radiator Photos</b>	
<b>Belts</b>	3 - Normal Wear & Tear
<b>Belt Condition</b>	Belts appear in good condition & alignment with proper tension, Other (see comments)
<b>Comments</b>	Difficult to see entire belt, from a small view it looks okay



## Inspection Report (Boom Lift)




<p>Belt Photos</p>	
	
<p>Hoses</p>	<p>3 - Normal Wear &amp; Tear</p>
<p>Hose Condition</p>	<p>Firm, pliant hoses with no signs of wear or leaks</p>

### Inspection Report (Boom Lift)



Hose Photos



### Inspection Report (Boom Lift)


	
	
Water Pump	0
Cooling System Leaks	No
Coolant Color / Appearance	0
Oil Leaks	Yes
Oil Leak Notes	Dried oil seepages seen, Other (see comments)
Comments	Minor oil seepage from top side behind engine (no drips or puddles)
Oil Leak Photos	

### Inspection Report (Boom Lift)


	
	
<b>Oil Color / Appearance</b>	3 - Normal Wear & Tear
<b>Oil Color / Appearance Notes</b>	Appropriate oil level, Other (see comments)
<b>Comments</b>	Engine oil needs to be changed
<b>Fuel Leaks</b>	No
<b>Equipped with DPF (Diesel Particulate Filter)</b>	No
<b>Requires DEF (Diesel Exhaust Fluid)</b>	No
<b>Overall Engine Appearance</b>	Clean & dry, Areas of dried seepage seen on engine hoses & components
<b>Overall Engine Comments</b>	Overall engine looks good

## Inspection Report (Boom Lift)

### Drivetrain Inspection Points

Drivetrain	
Transmission	0
Clutch	0
Shift Lever	0
Foot Brake	0
Inching Brake	0
Parking Brake	3 - Normal Wear & Tear
Parking Brake Condition	Good brake function
Parking Brake Photos	

### Chassis Inspection Points

Instructions	<p>Evaluate the following on a 4 point scale (leave comments where an explanation is appropriate):</p> <p>4 = Like New, Recently Replaced            3 = Normal Wear &amp; Tear            2 = Above Average Wear            1 = Service Required</p>
Frame	3 - Normal Wear & Tear
Frame Photos	

Inspection Report (Boom Lift)



Inspection Report (Boom Lift)






Inspection Report (Boom Lift)





### Inspection Report (Boom Lift)




		
<b>Stance</b>	3 - Normal Wear & Tear	
<b>Stance Photos</b>		
		
<b>Front Axle Appearance</b>	3 - Normal Wear & Tear	

### Inspection Report (Boom Lift)

Front Axle Appearance Photos






### Inspection Report (Boom Lift)

	
<p>Rear Axle Appearance</p>	<p>3 - Normal Wear &amp; Tear</p>
<p>Rear Axle Appearance Photos</p>	
	

Inspection Report (Boom Lift)



### Inspection Report (Boom Lift)

		
		
<b>Wheels &amp; Tires</b>	3 - Normal Wear & Tear	
<b>Comments</b>	Front right side rim on backwards, possibly swapping wheels across corners may fix the rotation	
<b>Wheels &amp; Tires Photos</b>		




Inspection Report (Boom Lift)



Inspection Report (Boom Lift)






### Inspection Report (Boom Lift)

	
	
	
Tire Brand	OTR Outrigger
Tire Size	355/55D625
Front Left Tire - Ratio Remaining	70%
Rear Left Tire - Ratio Remaining	70%
Front Right Tire - Ratio Remaining	90%
Rear Right Tire - Ratio Remaining	90%
Swivel Bearing	3 - Normal Wear & Tear



### Inspection Report (Boom Lift)

<p>Swivel Bearing Photos</p>		
		
		

Inspection Report (Boom Lift)

	
	
<p>Swivel Motor</p>	<p>3 - Normal Wear &amp; Tear</p>
<p>Swivel Bearing Photos</p>	




Inspection Report (Boom Lift)



Swivel Joint

3 - Normal Wear & Tear

## Inspection Report (Boom Lift)

Swivel Joint Photos		
Boom Condition	3 - Normal Wear & Tear	
Comments	Inner boom section slightly bent at r/s end	
Boom Condition Photos		
		

Inspection Report (Boom Lift)






Inspection Report (Boom Lift)



Inspection Report (Boom Lift)



### Inspection Report (Boom Lift)

		
<p><b>Boom Wear Guides</b></p>	<p>3 - Normal Wear &amp; Tear</p>	
<p><b>Boom Wear Guides Photos</b></p>		
		



Inspection Report (Boom Lift)



Inspection Report (Boom Lift)






Inspection Report (Boom Lift)



Inspection Report (Boom Lift)





### Inspection Report (Boom Lift)

		
		
		
<b>Jib Condition</b>	0	
<b>Overall Chassis</b>	3 - Normal Wear & Tear	

### Hydraulics Overall Inspection Points

<b>Hydraulics Overall</b>	
<b>Wet or Damp Hydraulic Lines / Fittings</b>	No
<b>Appearance of Hydraulic Lines / Fittings</b>	3

## Inspection Report (Boom Lift)

<b>Hydraulic Lines / Fittings Condition</b>	Hydraulic lines & fittings are clean and in good condition, Cracking, stiff, or charred hydraulic hoses, Dried seepages observed
<b>Appearance of Hydraulic Lines / Fittings Photos</b>	
	
	

Inspection Report (Boom Lift)



Inspection Report (Boom Lift)





Inspection Report (Boom Lift)



Inspection Report (Boom Lift)



Inspection Report (Boom Lift)






Inspection Report (Boom Lift)



Inspection Report (Boom Lift)



### Inspection Report (Boom Lift)

		
<b>Unusual Noises (Hydraulic Pump)</b>	No	
<b>Hydraulic Pump Notes</b>	No unusual noises heard during operation	
<b>External Controls / Levers</b>	3	
<b>External Controls / Levers Condition</b>	Good function & condition of hydraulic controls, Other (see comments)	
<b>Comments</b>	Control labels need to be replaced (hard to see)	
<b>External Controls / Levers Photos</b>		
		


Inspection Report (Boom Lift)



### Inspection Report (Boom Lift)



### Hydraulics Cylinders Inspection Points

Boom Lift Cylinders	Check the boom lift cylinders. Note any wear, pitting, discoloration, etc. Take photos.
Boom Lift Cylinders: Mounting Pin	4
Boom Lift Cylinders: Oil Leaks	No
Boom Lift Cylinders Photos	






Inspection Report (Boom Lift)





Inspection Report (Boom Lift)






## Inspection Report (Boom Lift)

		
<b>Boom Extension Cylinder</b>	Check the boom extension cylinder. Note any wear, pitting, discoloration, etc. Take photos.	
<b>Boom Extension Cylinder: Mounting Pin</b>	4	
<b>Boom Extension Cylinder: Oil Leaks</b>	No	
<b>Comments</b>	Boom hose track slightly bent	
<b>Boom Extension Cylinder Photos</b>		
		

### Inspection Report (Boom Lift)

		
		
		
<b>Jib Cylinder</b>	Check the jib cylinder. Note any wear, pitting, discoloration, etc. Take photos.	
<b>Basket Tilt Cylinder</b>	Check the basket tilt cylinders. Note any wear, pitting, discoloration, etc. Take photos.	
<b>Basket Tilt Cylinder: Mounting Pin</b>	4	
<b>Basket Tilt Cylinder: Oil Leaks</b>	No	




## Inspection Report (Boom Lift)

<b>Basket Tilt Cylinder Photos</b>	
	
<b>Frame Leveling Cylinders</b>	Check the frame leveling cylinders. Note any wear, pitting, discoloration, etc. Take photos.
<b>Frame Leveling Cylinders: Mounting Pin</b>	4
<b>Frame Leveling Cylinders: Oil Leaks</b>	No
<b>Frame Leveling Cylinders Photos</b>	




Inspection Report (Boom Lift)



### Inspection Report (Boom Lift)

	
	
<b>Outrigger Cylinders</b>	Check the outrigger cylinders. Note any wear, pitting, discoloration, etc. Take photos.
<b>Steering Cylinders</b>	Check the steering cylinders. Note any wear, pitting, discoloration, etc. Take photos.
<b>Steering Cylinders: Mounting Pin</b>	4
<b>Steering Cylinders: Oil Leaks</b>	No
<b>Steering Cylinders Photos</b>	

### Inspection Report (Boom Lift)

### Functional Test

<b>Instructions</b>	Evaluate the following on a 4 point scale (leave comments where an explanation is appropriate):  4 = Like New, Recently Replaced 3 = Normal Wear & Tear 2 = Above Average Wear 1 = Service Required
<b>Forward &amp; Reverse</b>	4 - Like New, Recently Replaced
<b>Swing Table Rotation</b>	4 - Like New, Recently Replaced



## Inspection Report (Boom Lift)

Boom Lift / Angle / Tilt	4 - Like New, Recently Replaced
Overall Functional Test Comments	Overall all functions work properly
Operating Video	<a href="#">Click to Download</a>

## Overall Assessment

Overall Assessment	
Exterior Rating	3
Interior Rating	3
Safety Rating	3
Quality Rating	3
Functionality Rating	4
Overall Rating	3
What's Great About the Machine	All functions on machine work well. Machine is safe and ready to be put to work. Tires are all foam filled. No major oil leaks present! All hydraulic cylinders in great shape.
What Needs Work	Wheels not installed correctly front right side, control decals worn and hard to read (at platform), hydraulic hoses showing signs of weather cracks and others need to be replaced soon. Possible small engine oil leak or residual oil buildup at top rear side of engine. Engine service recommended due to time interval. Hydraulic hose track slightly bent.
Inspector's Name	Mario Ramirez
Date/Time	08-18-2022