

Inspection Report (On-Highway Dump Truck)

General Info

Year	2011
Make	Peterbilt
Model	367
Serial Number	1NPTLU0X4BD127976
Truck Odometer Reading	425,002 miles
Current Inspection / State Cert / DOT	90 day b.i.t. Inspection performed 6/20/22 @424,994
Previous Application (e.g., earth moving, mining, demolition, etc)	asphalt road work

Dimensions

Dimensions	Please enter in or verify (if pre-populated) the following dimensions.
Length (ft and inches)	31'
Width (ft and inches)	8'
Height (ft and inches)	13' to top of strong arm axle
Wheelbase (ft and inches)	21'
GVWR (lbs)	70,000



Features and Configuration

Features	Enter in and/or verify the following information regarding the features of this equipment.
Heat	Yes
A/C	Yes
Radio	Yes
Backup Camera	No
Cruise Control	Yes
PTO	Yes
PTO Details	Muncie Trans mounted PTO
Engine Break	Yes
Differential Lock	Yes
OMM (Operator & Maintenance Manual)	Yes
Telematics	No

Exterior 360 Walkaround

Exterior 360 Walkaround

Inspection Report (On-Highway Dump Truck)

Instructions	<p>Take photos of the exterior of the piece of equipment. Capture a full 360 degree walk around and all major components.</p> <p>Must have shots to capture:</p> <ul style="list-style-type: none"> - Front - 45 degree corner shot of left front - 45 degree corner shot of right front - Left side - Right side - Rear - 45 degree corner shot of left rear - 45 degree corner shot of right rear <p>Tips for good photos:</p> <ul style="list-style-type: none"> - Move the equipment into a open area without any visual distractions or other equipment in the background
Exterior Walkaround Photos	
	

Inspection Report (On-Highway Dump Truck)



Inspection Report (On-Highway Dump Truck)



Inspection Report (On-Highway Dump Truck)





Inspection Report (On-Highway Dump Truck)






General Appearance Inspection Points



General Appearance

Front	3 - Normal Wear & Tear
Front Condition	No visible damage, Other (see comments)
Comments	minor fiberglass chips off fenders and clear coat peeling
Front Photos	
	




Inspection Report (On-Highway Dump Truck)

		
Rear	3 - Normal Wear & Tear	
Rear Condition	Other (see comments), No visible damage	
Comments	signs of weld repairs made to strong arm axle cylinder to dump frame mount	
Rear Photos		
		




Inspection Report (On-Highway Dump Truck)






Inspection Report (On-Highway Dump Truck)

	
	
Left	3 - Normal Wear & Tear
Left Condition	Other (see comments), No visible damage
Comments	front left behind fender cover cracked (cosmetic) and rear left side discoloration from weld repairs
Left Photos	




Inspection Report (On-Highway Dump Truck)

	
	
	
Right	3 - Normal Wear & Tear
Right Condition	No visible damage, Other (see comments)
Comments	discoloration from weld repairs

Inspection Report (On-Highway Dump Truck)

<p>Right Photos</p>	
	
	




Inspection Report (On-Highway Dump Truck)

		
		
Upper	3 - Normal Wear & Tear	
Upper Condition	No visible damage, Other (see comments)	
Comments	clear coat peeling	
Upper Photos		




Inspection Report (On-Highway Dump Truck)



Inspection Report (On-Highway Dump Truck)

		
Body Panels (Any Rust Damage?)	0	
Doors / Canopy Latches	3 - Normal Wear & Tear	
Doors / Canopy Latches Condition	No visible damage	
Doors / Canopy Latches Photos		
		

Inspection Report (On-Highway Dump Truck)




		
		
		
Glass Condition	4 - Like New, Recently Replaced	
Glass Condition Notes	Glass intact, no visible damage	

Inspection Report (On-Highway Dump Truck)




Glass Condition Photos



Inspection Report (On-Highway Dump Truck)

	
Mirrors	4 - Like New, Recently Replaced
Mirror Condition Notes	Mirrors present and intact, no visible damage
Mirrors Photos	
	

Inspection Report (On-Highway Dump Truck)

		
		
Lighting System	3 - Normal Wear & Tear	
Lighting System Condition	Other (see comments), One or more exterior lights are non-operational	
Comments	rear auxiliary work light inoperable, top cab marker lamps inop.	
Lighting System Photos		


Inspection Report (On-Highway Dump Truck)



Inspection Report (On-Highway Dump Truck)



Inspection Report (On-Highway Dump Truck)






Cab Inspection Points




On Highway - Cab

Instructions	<p>Evaluate the following on a 4 point scale (leave comments where an explanation is appropriate):</p> <ul style="list-style-type: none"> 4 = Like New, Recently Replaced 3 = Normal Wear & Tear 2 = Above Average Wear 1 = Service Required <p>Take close-up photos of and leave comments.</p>
---------------------	---




Inspection Report (On-Highway Dump Truck)

Serial Number Plate Photo		
Operator Cabin	3 - Normal Wear & Tear	
Comments	normal wear, seats stained but interior pretty much intact	
Operator's Seat & Arm Rests	3 - Normal Wear & Tear	
Comments	cushion replaced, doesn't match original (cosmetic)	
Operator's Seat & Arm Rests Photos		
		




Inspection Report (On-Highway Dump Truck)

	
	
<p>Seat Belt</p>	<p>3 - Normal Wear & Tear</p>
<p>Seat Belt Photos</p>	




Inspection Report (On-Highway Dump Truck)

	
<p>Cabin Lights</p>	<p>3 - Normal Wear & Tear</p>
<p>Cabin Lights Photos</p>	
	




Inspection Report (On-Highway Dump Truck)

		
<p>Controls & Switches</p>	<p>3 - Normal Wear & Tear</p>	
<p>Controls & Switches Photos</p>		
		




Inspection Report (On-Highway Dump Truck)

		
		
		
<p>Odometer Activity</p>	<p>3 - Normal Wear & Tear</p>	




Inspection Report (On-Highway Dump Truck)

<p>Odometer Activity Photos</p>	
	
	
<p>Other Gauge Activity</p>	<p>3 - Normal Wear & Tear</p>


Inspection Report (On-Highway Dump Truck)

<p>Other Gauge Activity Photos</p>	
	
<p>Heater & A/C</p>	<p>4 - Like New, Recently Replaced</p>
<p>Comments</p>	<p>a/c temperature exceeds 30° temp drop</p>
<p>Heater & A/C Photos</p>	



Inspection Report (On-Highway Dump Truck)

		
Fans / Vents	3 - Normal Wear & Tear	
Fans / Vents Photos		
		
Horn	4 - Like New, Recently Replaced	
Reverse Alarm / Backup Signal	7	
Backup Camera	0	
Other Electronic Devices	4	
Comments	no sound?	

Inspection Report (On-Highway Dump Truck)

Other Electronic Device Photos	
Fire Extinguisher	0
First Aid Kit	0

Engine Inspection Points

Engine	
Engine Type (Make, Model, Cylinders, Hp)	CAT C13, 6 CYL., 12.5L, 470hp
Engine Serial Number	LEE22134
Engine Fuel Type	Diesel
Engine Photos	
	

Inspection Report (On-Highway Dump Truck)



Inspection Report (On-Highway Dump Truck)



Inspection Report (On-Highway Dump Truck)



Inspection Report (On-Highway Dump Truck)



Inspection Report (On-Highway Dump Truck)



Inspection Report (On-Highway Dump Truck)





Inspection Report (On-Highway Dump Truck)






Inspection Report (On-Highway Dump Truck)






Inspection Report (On-Highway Dump Truck)

		
Blow-by (Visual Observation Check)	No	
Unusual Noises (Upon Start-up, Idle, Shutdown)	No	
Unusual Noise Notes	No unusual noises heard	
Engine Smoke (Upon Start-up, Idle, Shutdown)	No	
Engine Smoke Notes	No engine smoke issues observed	
Engine Exhaust Color	Clear	
Battery	4 - Like New, Recently Replaced	
Battery Condition	Like new, recently replaced	
Battery Condition Photos		




Inspection Report (On-Highway Dump Truck)

Radiator	3 - Normal Wear & Tear
Radiator Condition	Radiator fins & components appear to be in good working order, no signs of damage or leaks
Radiator Photos	
	
	

Inspection Report (On-Highway Dump Truck)

		
		
Belts	4 - Like New, Recently Replaced	
Belt Condition	Belts appear in good condition & alignment with proper tension	
Belt Photos		

Inspection Report (On-Highway Dump Truck)

	
	
Hoses	3 - Normal Wear & Tear
Hose Condition	Firm, pliant hoses with no signs of wear or leaks
Hose Photos	

Inspection Report (On-Highway Dump Truck)






Inspection Report (On-Highway Dump Truck)






Inspection Report (On-Highway Dump Truck)






Inspection Report (On-Highway Dump Truck)

	
	
Water Pump	3 - Normal Wear & Tear
Water Pump Condition	No unusual pump noises heard
Water Pump Photos	
Cooling System Leaks	No
Coolant Color / Appearance	4 - Like New, Recently Replaced
Coolant Color/Appearance Notes	Normal Translucent appearance, no visual signs of contamination
Oil Leaks	Yes
Oil Leak Notes	Dried oil seepages seen

Inspection Report (On-Highway Dump Truck)

Comments	dried up oil seepage at right side of oil pan (possible leak)
Oil Leak Photos	
	
	
Oil Color / Appearance	3 - Normal Wear & Tear
Oil Color / Appearance Notes	Clean oil appearance, no signs of cross contamination, Appropriate oil level
Fuel Leaks	No
Equipped with DPF (Diesel Particulate Filter)	Yes
DPF Condition	3 - Normal Wear & Tear




Inspection Report (On-Highway Dump Truck)

DPF Condition Notes	Filter housing is intact with no signs of damage or malfunction, DPF indicator is not illuminated
DPF Photos	
	
	
Requires DEF (Diesel Exhaust Fluid)	No
Overall Engine Appearance	Clean & dry, Areas of dried seepage seen on engine hoses & components
Overall Engine Comments	Engine seems well maintained. May have small oil leak at oil pan and/or bell housing to pan leak.

Drivetrain Inspection Points

Drivetrain




Inspection Report (On-Highway Dump Truck)

Transmission Info (Make/Model)	Eaton Fuller 10 speed
Drive Type	4X2
Overdrive	N/A
Transmission	3 - Normal Wear & Tear
Transmission Condition	No unusual noises or vibrations
Transmission Condition Photos	
	
	



Inspection Report (On-Highway Dump Truck)





Inspection Report (On-Highway Dump Truck)

		
Clutch	3 - Normal Wear & Tear	
Clutch Condition	Other (see comments), Clutch is functioning as expected	
Comments	clutch pedal in need of adjustment	
Clutch Photos		
		

Inspection Report (On-Highway Dump Truck)

	
Shift Lever	3 - Normal Wear & Tear
Shift Lever Condition	Good forward and reverse function, Shifting delays observed
Shift Lever Photos	
Differential	Check condition of the differential(s). Take photos and notes as relevant.
Rear Differential	3 - Normal Wear & Tear
Rear Differential Condition	Dry housing appearance, no unusual noises heard during operation, Other (see comments)
Comments	disconnected connector to 2nd axle diff sensor

Inspection Report (On-Highway Dump Truck)

Rear Differential Photos	
	
Front Differential	0
Brake System Type	Air Brakes
Air Brake System	3 - Normal Wear & Tear
Comments	air brake system working well
Foot Brake	3 - Normal Wear & Tear
Foot Brake Condition	Good brake function
Engine Brake Configuration	1 Position
Engine Brake	3 - Normal Wear & Tear
Parking Brake	4 - Like New, Recently Replaced
Parking Brake Condition	Good brake function

Inspection Report (On-Highway Dump Truck)

Parking Brake Photos






Inspection Report (On-Highway Dump Truck)



Inspection Report (On-Highway Dump Truck)






Inspection Report (On-Highway Dump Truck)

		
		
		
Overall Drivetrain Comments	Overall all drivetrain components look solid. No immediate repairs needed at this time.	

Chassis Inspection Points

Frame	4 - Like New, Recently Replaced
Comments	Frame in great condition

Inspection Report (On-Highway Dump Truck)

<p>Frame Photos</p>		
		
		

Inspection Report (On-Highway Dump Truck)



Inspection Report (On-Highway Dump Truck)






Inspection Report (On-Highway Dump Truck)



Inspection Report (On-Highway Dump Truck)



Inspection Report (On-Highway Dump Truck)

	
	
	
Suspension	3 - Normal Wear & Tear
Comments	suspension may need work done, front tires showing signs of uneven tread wear

Inspection Report (On-Highway Dump Truck)




Suspension Photos



Inspection Report (On-Highway Dump Truck)



Inspection Report (On-Highway Dump Truck)

		
		
		
Steering Components	3 - Normal Wear & Tear	
Comments	Front tires showing signs of uneven wear, may be related to worn steering components and/or alignment	

Inspection Report (On-Highway Dump Truck)




Steering Components Photos






Inspection Report (On-Highway Dump Truck)



Inspection Report (On-Highway Dump Truck)

		
		
<p>Steer Axle Condition</p>	<p>3 - Normal Wear & Tear</p>	
<p>Steer Axle Condition Photos</p>		

Inspection Report (On-Highway Dump Truck)

		
		
Wheels & Tires	2 - Above Average Wear	
Comments	front tires worn	
Wheels & Tires Photos		


Inspection Report (On-Highway Dump Truck)





Inspection Report (On-Highway Dump Truck)



Inspection Report (On-Highway Dump Truck)






Inspection Report (On-Highway Dump Truck)

	
	
Tire Brand	Yokohama
Tire Size	315/80R/22.5 Front 11R/22.5 Rear
Front Left Tire - Ratio Remaining	10%
Front Right Tire - Ratio Remaining	10%
Rear Right Tire - Ratio Remaining	30%
Rear Left Tire - Ratio Remaining	30%
<h3>Additional Axle(s)</h3>	




Additional Axle

Instructions	Check the condition of additional axle(s), wheels & tires. Note any damage or wear. Take photos.
Axle Description & Position	Strong arm hydraulic drop down axle
Steerable?	No
Drop Axle?	Yes
Axle Condition	3 - Normal Wear & Tear

Inspection Report (On-Highway Dump Truck)

<p>Axle Condition Photos</p>		
		
		
<p>Wheels & Tires</p>	<p>3 - Normal Wear & Tear</p>	

Inspection Report (On-Highway Dump Truck)

Wheels & Tires Photos	
	
Tire Brand	General tire
Tire Size	11R/22.5
Left Tire(s) Ratio Remaining	70%
Right Tire(s) Ratio Remaining	70%
Overall Chassis	3 - Normal Wear & Tear
Overall Chassis & Undercarriage Photos	

Inspection Report (On-Highway Dump Truck)




Inspection Report (On-Highway Dump Truck)

		
Overall Chassis Comments	Loose grease hose and loose ground cable underneath. Other than that chasis looks solid! Undercarriage looks clean	

Additional Inspection Points

On Highway - Dump Truck

Additional Inspection Points: Dump Body, Tailgate, Support & Tarp

Dump Body, Tailgate, Support & Trap	Check the condition of the dump body, tailgate, support & tarp. Note any damage or wear. Take photos.	
Dump Body Make & Material	Rogue	
Dump Body Length (ft and inches)	14'	
Dump Body Height (ft and inches)	5'	
Bed Body	3	
Comments	dump body in good shape	
Bed Body Photos		




Inspection Report (On-Highway Dump Truck)



Inspection Report (On-Highway Dump Truck)






Inspection Report (On-Highway Dump Truck)

		
Tailgate	3	
Comments	tailgate in good shape	
Tailgate Photos		
		




Inspection Report (On-Highway Dump Truck)



Inspection Report (On-Highway Dump Truck)

		
		
		
Tailgate Latch	3	
Support Frame	3	



Inspection Report (On-Highway Dump Truck)

<p>Support Frame Photos</p>		
		
		




Inspection Report (On-Highway Dump Truck)

		
Hinge Points	0	



Additional Inspection Points: Dump Hydraulics

Hydraulics	Check the condition of the hydraulics. Check lines, hoses, fittings, leaks, function, etc. Note any damage or wear. Take photos.	
Hydraulic Tank	4	
Comments	have not tested tarp, tailgate, strong arm axle and dump bed actuation	
Hydraulic Tank Photos		
		

Inspection Report (On-Highway Dump Truck)

		
Hoses	3	
Comments	hoses from pto tank in good condition	
Hose Photos		
Hydraulic Cylinders	3	
Comments	hoses to strong arm axle worn (at rear)	
Hydraulic Cylinder Photos		

Inspection Report (On-Highway Dump Truck)

	
Cylinder Pins and Bushings	3
Cylinder Pins and Bushings Photos	

Functional Test

Instructions	Evaluate the following on a 4 point scale (leave comments where an explanation is appropriate): 4 = Like New, Recently Replaced 3 = Normal Wear & Tear 2 = Above Average Wear 1 = Service Required
Forward & Reverse	3 - Normal Wear & Tear
Comments	shifts forward and reverse normal
Steering	3 - Normal Wear & Tear
Engine	4 - Like New, Recently Replaced
Comments	Engine sounds healthy with no obvious repairs needed
Controls	3 - Normal Wear & Tear
Overall Functional Test Comments	T.B.D.

Inspection Summary

Exterior Rating	3 - Normal Wear & Tear
Interior Rating	3 - Normal Wear & Tear

Inspection Report (On-Highway Dump Truck)

Safety Rating	3 - Normal Wear & Tear
Quality Rating	3 - Normal Wear & Tear
Functionality Rating	3 - Normal Wear & Tear
Overall Rating	3 - Normal Wear & Tear
What's Great About the Machine	Engine looks well maintained and sounds healthy. Truck body is straight and good looking. Powertrain/Suspension looks healthy. Truck is ready to be put to work.
What Needs Work	<ul style="list-style-type: none"> •Front tires need to be replaced •Suspension/steering components may need work and or alignment •Rear strong arm axle hydraulic hoses need to be replaced •Possible engine oil leak at oil pan to block •Top of Cab marker lamps inoperable •Rear work light inoperable •Front left behind fender cover cracked
Any Additional Info from the Seller?	N/A
Inspector's Name	Mario Ramirez
Date/Time	08-02-2022