



**SIMPLE OPERATION,  
LOW MAINTENANCE PERFORMANCE**

10° Load Angle

**STANDARD FEATURES**



**Front Access Panel**  
Standard front access panel offers easy access for connecting hydraulic, air and electrical lines. The panel may also be opened for internal maintenance or repair simply by removing four bolts.



**Hydraulic Valve Controls**  
Dual-side push/pull hydraulic controls and Kar-Tech remote are standard (winch only). Optional full function remote (shown) offers 2-speed operation. Slow-speed function decreases speed by 50% to allow for better maneuverability of tricky equipment.



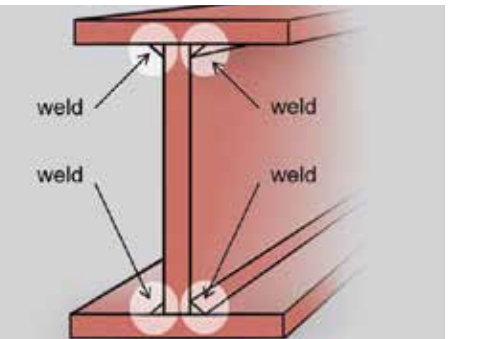
**Protected Lines & Electrical**  
The hydraulic system features steel lines under the deck, & JIC fittings & O-ring seals at connection points for dependable, leak-free performance. Rubber-mounted, shock-proof, sealed lights and rubber grommets ensure longer, trouble-free, low-maintenance performance life.




**Upper Deck Ramp**  
A 10° hydraulic, recessed ramp to the upper deck is standard. Hydraulic locking cylinders ensure that the upper deck ramp stays in place during loading.



**Flip Tail Lock**  
When the trailer is in the transport position, the flip tail cannot settle to the ground - even in the event of hydraulic failure - thanks to the integrated flip tail lock.



**One-Piece Construction**  
I-beams are constructed of one-piece web and flange material and welded on all 4 sides to seal and protect the seams from rust. The entire trailer is primed and painted before decking is installed for complete protection from the elements.



**Winch, Roller & Skid Plate**  
Even disabled equipment can be loaded with ease with the 20,000-lb. winch & 9/16" cable (standard with winch guard and 80' cable with locking safety hook). A skid plate is standard (pictured left), or opt for a roller, instead (pictured right).



**Lighted Tool Box**  
Two lighted, side-access toolboxes at front of upper deck with chrome T-handles and lights are standard. (Top access with gas shock is optional.)



**Valve Cover/Reinforced GN**  
A protective panel on the underside of the gooseneck shields the hydraulic valving from road grime & debris. To prevent cracking and provide extra strength, the gooseneck is reinforced with a gusset and a brace that runs the full depth of the beam.



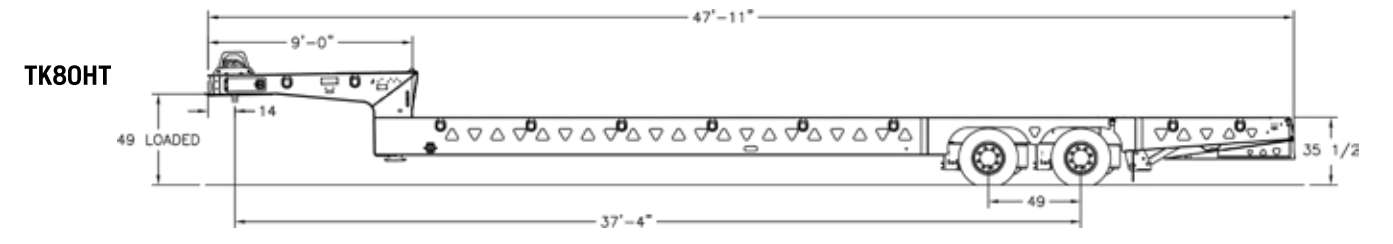
**Tail Hinge**  
The tail features heavy-duty, stainless pins that run the width of the deck for rugged, durable, trouble-free operation necessary to handle heavy loads and continuous usage.



**H-bar Transport Lock**  
Standard air-operated H-bar assembly allows the load to be carried on the tail in transport position offering options for weight distribution. This design adds a layer of safety and prevents equipment damage.



**14-Beam Approach Plate**  
Two outside I-beams provide extra strength to prevent "peeling off" the edge of the ramp during loading. The 12 formed beams in between provide solid support across the approach plate.



**TKHT STANDARD EQUIPMENT On All Models:**

- Capacity: 80K lbs. uniform / 50K lbs. in 10 ft.
- 47' 11" overall length, 102" wide, 49" loaded 5th wheel height
- 14" kingpin setting with 86" swing clearance
- 10 ga. floor plate decking on upper deck
- 20,000 lb. hydraulic winch with level wind (mounted above kingpin)
- Winch guard
- Wireless remote for winch (1 function, 2 buttons)
- 80' winch cable with locking safety hook
- 10' hydraulic recessed ramp to upper deck (10 degrees)
- 13'8" hydraulic tail with 69" fold-under, 10 degree load angle with 245/75R 17/5 tires
- Tail raises to 58" dock height and lowers to the ground
- Heavy duty I-beam style tail hinge beam
- Five pair of vertical supports inside fold under
- Star Traction over steel on last 3' of wheel covers, tail and fold under
- 1 3/8" (NET) apitong decking (deck/upper deck ramp)
- Air ride raising/lowering with switch on upper deck
- Internal key slot cutouts on 24" centers w/ stake pockets on 48" centers
- 49" axle spacing
- 25,000 lb. axles (5/8" wall)
- Air ride suspension
- 4S2M ABS brakes
- Automatic slack adjusters
- 6.75 X 17.5 8-hole hub piloted wheels
- One-piece oil seals
- Zip Tork axle nuts
- 245/75R17.5 - 16 ply radial tires
- Dual hydraulic controls (each side)
- 2 lighted tool boxes at front of upper deck
- 2 speed park stands
- LED lights, 50 state legal
- Electrical system per DOT regulations
- Mid-turn signal clearance lights
- Rubber mounted sealed lights with sealed harness system
- Three tail lights per side (amber in center)
- Red & white conspicuity markings
- Paint- 2-part epoxy primer and polyurethane
- Mud flaps

All specifications are subject to change without notice. Trailers pictured in this brochure may feature optional equipment.

\* To meet 1997 Federal Requirements, Trail King offers two variations of the anti-lock braking system. The minimum 2S1M system is available, but Trail King recommends the 4S2M system.