

Inspection Report (On-Highway Flatbed Truck)

General Info

Year	2015
Make	Ford
Model	F-750
Serial Number	3FRXF7FE7FV662394
Truck Odometer Reading	219,869
Current Inspection / State Cert / DOT	Last Performed 09/2022
Previous Application (e.g., earth moving, mining, demolition, etc)	Compact Equipment Rental Hauler

Dimensions

Dimensions	Please enter in or verify (if pre-populated) the following dimensions.
Length (ft and inches)	34'
Width (ft and inches)	8'6"
Height (ft and inches)	8'6"
Wheelbase (ft and inches)	20'4"
GVWR (lbs)	33,000 Lbs.

Features and Configuration



Features	Enter in and/or verify the following information regarding the features of this equipment.
Drive Type	4X2
Overdrive	No
Heat	Yes
A/C	Yes
Radio	Yes
Backup Camera	No
Cruise Control	Yes
PTO	Yes
PTO Details	Trans mounted Muncie
Engine Brake	Yes
Engine Brake Configuration	1 Position
Differential Lock	No
OMM (Operator & Maintenance Manual)	No
Telematics	No
Auxiliary Engine	No

Inspection Report (On-Highway Flatbed Truck)

Liftgate	No
Other Configuration Details / Features / Notes	Rollback flatbed with winch, rear air bags with air dump option.

Exterior 360 Walkaround

Exterior 360 Walkaround

Instructions	<p>Take photos of the exterior of the piece of equipment. Capture a full 360 degree walk around and all major components.</p> <p>Must have shots to capture:</p> <ul style="list-style-type: none"> - Front - 45 degree corner shot of left front - 45 degree corner shot of right front - Left side - Right side - Rear - 45 degree corner shot of left rear - 45 degree corner shot of right rear <p>Tips for good photos:</p> <ul style="list-style-type: none"> - Move the equipment into a open area without any visual distractions or other equipment in the background 	
Exterior Walkaround Photos		
		

Inspection Report (On-Highway Flatbed Truck)



Inspection Report (On-Highway Flatbed Truck)



General Appearance Inspection Points

General Appearance

Inspection Report (On-Highway Flatbed Truck)

Close-up Exterior Photos



Inspection Report (On-Highway Flatbed Truck)



Inspection Report (On-Highway Flatbed Truck)



Inspection Report (On-Highway Flatbed Truck)



Inspection Report (On-Highway Flatbed Truck)



Inspection Report (On-Highway Flatbed Truck)



Inspection Report (On-Highway Flatbed Truck)





Inspection Report (On-Highway Flatbed Truck)





Inspection Report (On-Highway Flatbed Truck)



Inspection Report (On-Highway Flatbed Truck)

	
Body Panels	3 - Normal Wear & Tear
Body Panel Condition	No visible damage, good paint condition and panel fitment
Doors / Canopy Latches	3 - Normal Wear & Tear
Doors / Canopy Latches Condition	No visible damage
Steps / Ladders	3 - Normal Wear & Tear
Steps / Ladders Condition	Steps/ladders are fully intact and appear structurally sound
Handrails	3 - Normal Wear & Tear
Handrails Condition	Handrails are fully intact and appear structurally sound
Glass	2 - Above Average Wear
Glass Condition	Major chips or cracks observed, Other (see comments)
Comments	Front top center of windshield cracked
Glass Condition Photos	

Inspection Report (On-Highway Flatbed Truck)

	
Mirrors	3 - Normal Wear & Tear
Mirror Condition	Mirrors present and intact, no visible damage
Exterior Lights	3 - Normal Wear & Tear
Exterior Lights Condition	No visible damage, lighting system is operational, Other (see comments)
Exterior Lights Photos	

Cab Inspection Points

On Highway - Cab

VIN/Serial Number Plate Photo	
-------------------------------	--

Inspection Report (On-Highway Flatbed Truck)

Odometer Photo



Cab Interior Photos




Inspection Report (On-Highway Flatbed Truck)



Inspection Report (On-Highway Flatbed Truck)



Inspection Report (On-Highway Flatbed Truck)



Inspection Report (On-Highway Flatbed Truck)




Inspection Report (On-Highway Flatbed Truck)



Inspection Report (On-Highway Flatbed Truck)



Inspection Report (On-Highway Flatbed Truck)



	
Odometer Activity	3 - Normal Wear & Tear
Odometer Condition	Odometer is working and in good condition
Controls/Switches/Gauges	3 - Normal Wear & Tear
Controls/Switches/Gauges Condition	All switches/gauges are in good condition and functioning
Brake System Type	Air Brakes
Air Brakes Build Correct Pressure	Yes
Clutch	0
Horn	3 - Normal Wear & Tear
Horn Condition	Horn is functioning as expected
Reverse Alarm / Backup Camera	2 - Above Average Wear
Reverse Alarm / Backup Camera Condition	Other (see comments)
Comments	Rear camera and wiring in place. Monitor missing. Backup alarm works well
Backup Camera Photos	
Heater & A/C	3 - Normal Wear & Tear
Heat & A/C Condition	Only heat functionality works, Other (see comments)
Comments	A/C inoperable during the inspection

Inspection Report (On-Highway Flatbed Truck)


Interior Lights	3 - Normal Wear & Tear
Interior Lights Condition	All interior lights are installed and functioning
Seats/Seat Belts	3 - Normal Wear & Tear
Seats/Seat Belt Condition	Seat belt secures properly, Seat(s) have minor surface staining or small tears
Cab Interior Overall Rating	2 - Above Average Wear
Comments	Normal wear and tear and a few plastic bezels cracked driver side floor torn

Engine Inspection Points

Engine

Engine Type (Make, Model, Cylinders, Hp)	Cummins - ISB6.7 289 - 6 CYL. - 280 Hp
Emissions Tier	Tier 4F
Engine Serial Number	73692358
Engine Fuel Type	Diesel
Engine Photos	
	

Inspection Report (On-Highway Flatbed Truck)




Inspection Report (On-Highway Flatbed Truck)



Inspection Report (On-Highway Flatbed Truck)



Inspection Report (On-Highway Flatbed Truck)





Inspection Report (On-Highway Flatbed Truck)



Inspection Report (On-Highway Flatbed Truck)



Inspection Report (On-Highway Flatbed Truck)

		
		
Blow-by (Visual Observation Check)	No	
Unusual Noises (Upon Start-up, Idle, Shutdown)	No	
Unusual Noise Notes	No unusual noises heard	
Engine Smoke (Upon Start-up, Idle, Shutdown)	No	
Engine Smoke Notes	No engine smoke issues observed	
Engine Exhaust Color	Clear	
Battery	3 - Normal Wear & Tear	
Battery Condition	Clean & dry appearance, tight connections	
Radiator	3 - Normal Wear & Tear	
Radiator Condition	Radiator fins & components appear to be in good working order, no signs of damage or leaks	
Belts	3 - Normal Wear & Tear	
Belt Condition	Belts appear in good condition & alignment with proper tension	
Hoses	3 - Normal Wear & Tear	
Hose Condition	Firm, pliant hoses with no signs of wear or leaks	

Inspection Report (On-Highway Flatbed Truck)

Water Pump	3 - Normal Wear & Tear
Water Pump Condition	No unusual pump noises heard
Cooling System Leaks	No
Coolant Color / Appearance	3 - Normal Wear & Tear
Coolant Color/Appearance Notes	Normal Translucent appearance, no visual signs of contamination
Oil Leaks	No
Oil Color / Appearance	3 - Normal Wear & Tear
Oil Color / Appearance Notes	Clean oil appearance, no signs of cross contamination, Appropriate oil level
Fuel Leaks	No
Requires DEF (Diesel Exhaust Fluid)	Yes
DEF Tank	3 - Normal Wear & Tear
DEF Tank Condition	Area around DEF tank cap is clean, fluid is clear & appears free of contaminants
Overall Engine Appearance	Clean & dry
Overall Engine Comments	Engine appearance in well-maintained condition with no active fluid leaks seen. Engine sounds healthy under load and no obvious issues observed during the inspection.

Chassis & Drivetrain Inspection Points

On-Highway: Undercarriage Components

Chassis Inspection Points

Chassis Inspection Points	Take photos of all undercarriage and chassis components including frame, suspension, axles, steering, and brake components. Note any damage or wear.
Chassis & Undercarriage Photos	

Inspection Report (On-Highway Flatbed Truck)



Inspection Report (On-Highway Flatbed Truck)






Inspection Report (On-Highway Flatbed Truck)



Inspection Report (On-Highway Flatbed Truck)



Inspection Report (On-Highway Flatbed Truck)

		
		
Frame	3 - Normal Wear & Tear	
Suspension	3 - Normal Wear & Tear	
Steer Axle Condition	3 - Normal Wear & Tear	
Steering Components	3 - Normal Wear & Tear	
Steering Component Photos		



Inspection Report (On-Highway Flatbed Truck)




Inspection Report (On-Highway Flatbed Truck)





Inspection Report (On-Highway Flatbed Truck)

		
		
Overall Chassis Condition	3 - Normal Wear & Tear	
Overall Chassis Comments	Overall chassis looks to be in solid shape. Front and rear axle, along with driveshafts look good. Steering components work well.	

Drivetrain Inspection Points

Transmission Info (Make/Model)	Allison 5 speed auto
Transmission	3 - Normal Wear & Tear
Transmission Condition	No unusual noises or vibrations, Other (see comments)
Comments	Possible leak around trans. Oil pan area
Transmission Condition Photos	

Inspection Report (On-Highway Flatbed Truck)




	
PTO	3 - Normal Wear & Tear
PTO Photos	
Differential	Check condition of the differential(s). Take photos and notes as relevant.
Rear Differential	3 - Normal Wear & Tear
Rear Differential Condition	Dry housing appearance, no unusual noises heard during operation
Front Differential	0
Brake Shoe Thickness	50%
Comments	Fronts at 50 to 60% shoe material left the rears true value unknown due to covers installed
Air Brake System Leaks	No
Air Brake Hose Condition	3 - Normal Wear & Tear
Comments	Very minor air leakage with truck sitting off, no obvious leaks heard

Inspection Report (On-Highway Flatbed Truck)

Air Brake System Photos



Inspection Report (On-Highway Flatbed Truck)

		
		
		
Overall Drivetrain Condition	3 - Normal Wear & Tear	
Overall Drivetrain Comments	Overall drivetrain in solid shape. Minor leak at trans oil pan or around it observed.	

Additional Undercarriage Components



Equipped with DPF (Diesel Particulate Filter)	Yes
DPF Condition	3 - Normal Wear & Tear
DPF Condition Notes	Filter housing is intact with no signs of damage or malfunction, DPF indicator is not illuminated

Inspection Report (On-Highway Flatbed Truck)




Wheels & Tires Inspection Points

Wheels & Tires




Wheels & Tires Inspection Points

Wheels & Hub Condition	3
Wheels & Hub Photos	
	
Wheel Seal Leaks	No
Tire Brand	Front - Goodyear. Rear - Sumitomo
Tire Size	Front & Rear - 275/70R/22.5.
Front Left Tire - Ratio Remaining	90%

Inspection Report (On-Highway Flatbed Truck)

Front Left Tire Photos	
Front Right Tire - Ratio Remaining	90%
Front Right Tire Photos	
Rear Right Tire - Ratio Remaining	70%
Rear Right Tire Photos	

Inspection Report (On-Highway Flatbed Truck)

		
Rear Left Tire - Ratio Remaining	70%	
Rear Left Tire Photos		
		
Additional Axles	Check the condition of all other axles. Specify the position and type of axle. Note any damage or wear. Take photos.	




Additional Inspection Points

On-Highway Flatbed Truck


Flatbed Additional Inspection Points

Flatbed Body	Check the condition of the flat bed body. Note any damage or wear. Take photos.
--------------	---

Inspection Report (On-Highway Flatbed Truck)

Bed Details (Deck Type, Additional Features)	Century 16,000 (Capacity)
Flatbed Length (ft and inches)	24'
Flatbed Width (ft and inches)	8'6"
Flatbed Body	3
Flatbed Body Photos	
	
	

Inspection Report (On-Highway Flatbed Truck)






Inspection Report (On-Highway Flatbed Truck)



Inspection Report (On-Highway Flatbed Truck)



Inspection Report (On-Highway Flatbed Truck)

			
			
Tailgate Latch	0		
Support Frame	3		
Support Frame Photos			

Inspection Report (On-Highway Flatbed Truck)



Inspection Report (On-Highway Flatbed Truck)



Functional Test

Forward & Reverse	3 - Normal, Operating as Expected
Steering	3 - Normal, Operating as Expected
Brakes	3 - Normal, Operating as Expected
Engine	4 - Operating Within Factory Spec
Controls	3 - Normal, Operating as Expected
Overall Functional Test Comments	Overall trucks main functions work well. The engine and transmission work as expected. The brakes and pto system work well too.
Operating Video	Click to Download
Additional Video	Click to Download

Inspection Summary

Overall Assessment

Exterior Rating	4 - Like New, Recently Replaced
Interior Rating	2 - Above Average Wear
Safety Rating	3 - Normal Wear & Tear
Quality Rating	3 - Normal Wear & Tear
Functionality Rating	4 - Operating Within Factory Spec
Overall Rating	3 - Normal Wear & Tear
What's Great About the Machine	This tow / equipment hauler was built right and all main functions operating great. No major leaks observed and plenty of life left on all tires. The body on this is in excellent condition with only a few scuff marks observed.
What Needs Work	A/C compressor needs work. (A/C not working) Rear camera monitor missing. Transmission oil pan or something nearby slightly leaking.
Date/Time	01-25-2023