

MACK®

vocational

- Dump
- Mixer
- Construction

GRANITE

AXLE BACK

6x4

GU813

STANDARD POWERTRAIN SPECIFICATIONS

ENGINE: MACK MP7-325M

Peak Horsepower – 325HP at 1500-1900 RPM
Horsepower – 300 HP at 2100 Gov. RPM
Max. Torque – 1200 lb/ft at 1100-1300 RPM
V-MAC IV – Total Vehicle Electronics
Air Compressor – 318 (18.7 cfm)
Air Cleaner – 11" Single Element
Alternator – Delco 12V 100A (24SI)
Batteries, (3) Mack 12V 650/1950 CCA Threaded Stub Type
Bug Screen – Radiator Mounted
Coolant Protection, -34°F (-37°C)
Mack Coolant Conditioner
Diesel Particulate Filter – Vertical RH Side Back of Cab
Exhaust After Treatment System – Ceramic Catalyzed
Mack PowerLeash™ Engine Brake
Silicone Engine Hoses and Tubing
Poly-V Fan Belt w/Automatic Tensioner
Fan Drive, Electronically Modulated Type
Flywheel Housing – Aluminum (Lightweight)
Fuel Water Separator w/Manual Drain
Silicone Radiator & Heater Hoses
Radiator – Aluminum Core
Starter – 12V Gear Reduction
Electronic Starter Interlock

TRANSMISSION: MACK TM308

8-Speed, Ratios: 17.77 Low – 0.71 High
Clutch – CL7981 15.5" Two Plated w/Dampened Ceramic Coax
Air Operated Clutch Assist
Transmission Bell Housing – Aluminum
Main Driveline – Meritor 17N HD
Interaxle Driveline – Meritor 17N HD

SPECIFICATIONS



Mack Trucks, Inc., Allentown, Pennsylvania



www.macktrucks.com

STANDARD POWERTRAIN SPECIFICATIONS (Continued)

REAR AXLE: MACK S38R

38,000 lb Capacity
Tires - 11R22.5
Carrier - Malleable CRDPC92/CRD93
Wheels - Steel Disc (8) 22.5" x 8.25" 10-Hole Hub Piloted
Hub Material - Ferrous
Brakes - Meritor "S" Cam 16.5" x 7" Q-Plus w/o Dust Shields
Brake Drums - Cast Outboard Mounted
Rear Brake Lining
Rear Wheel Seals
Slack Adjusters - Automatic
Suspension - Multileaf (Camelback) 38,000 lb Rating
Spring Brake Chambers - (4) 30/30 Double Diaphragm Type/Mechanical Spring Release

FRONT AXLE: MACK FXL12


12,000 lb. Capacity
Tires - 11R22.5
Wheels - Steel Disc (2) 22.5" x 8.25" 10-Hole Hub Piloted
Hub Material - Ferrous
Brakes - Meritor "S" Cam 16.5" x 5" Q-Plus w/o Dust Shields
Brake Drums - Cast Outboard Mounted
Front Brake Lining
Front Wheel Seals - Integrated
Shock Absorbers - Double Acting Type
Slack Adjusters - Automatic
Suspension - Mack Taperleaf 12,000 lb. Ground Load Rating (2 Leaf Spring)
Steering - TAS66 TRW Integral Power Steering

STANDARD CAB INTERIOR/EXTERIOR SPECIFICATIONS

CAB: CA68 CONVENTIONAL

Air Conditioner w/Integral Heater
Air Restriction Monitor Graduated Lock Up (Air Cleaner Intake Mounted)
Ash Tray
Cab Mounting - Four Point System w/2 Air Bags and Shocks at Rear
Cigar Lighter
Coat Hook
Cup Holders, Driver's & Rider's Side
Dome Lights, 2 Lamps LH/ 2 Lamps RH
Galvanized Steel Visibility Doors
Door Trim - Padded w/Vinyl Arm Rest Pads
Engine Shutoff - Key Type
Floor Mats, Mack Signature Polyurethane
Gauges - Air Pressure, Engine Coolant Temperature, Engine Oil Pressure, Engine Oil Temperature, Speedometer, Tachometer, Fuel Level
Gauge Cluster - Exhaust Pyrometer & Transmission Oil Temperature Gauges
Grab Handles, Aluminum RH & LH Behind Door
Grille - Silver Painted w/o Grille Surround
Hood & Fenders, Fiberglass - Camoplast
Hood Insulation
Horn - Mack Rectangular Single Trumpet Air Horn, Single Tone w/Snow Shield
Identification and Clearance Lights (5)
Segmented LCD Driver's Display
Instrument Panel - Charcoal w/Black Gage Bezel
Interior Trim: Purebred - Sandstone
Keys - (2) Keyed at Random
Low Air Pressure Indicator Light and Buzzer

Exterior Mirrors - RH & LH Bright Finish Mack Bulldog w/Stainless Steel Arms
Overhead Console, 2 Storage Compartments w/Net Retainers
Parking Brake On Indicator Light
12 Volt Auxiliary Power Outlets (2) - Dash Mounted
AM/FM Stereo CD w/Weather Band
CB - 5 way Binding Post
Driver Seat - Bostrom Talladega 915 Mid-Back Air Suspension
Rider Seat - Mack Fixed Mid-Back Non-suspension
Seat Belts - Lap and Shoulder w/Cab Mounted Shoulder Belt
Key Type Starter Switch
Steering Column, Adjustable
Tilt Telescope
Steering Wheel - Two Spoke
Urethane Grip Painted
Spokes & Bulldog Horn Cap
Overhead Console, 2
Storage Compartments w/Net Retainers
Rear Storage Pouch
Interior Sun Visor Both Sides
RH Door Peep Window
Window Control - Hand Crank Operation
Windshield - Safety Tinted 2 Piece
Safety Tinted Side and Rear Windows
Windshield Wipers - Electric Wiper Mounted w/Reservoir Mounted under Hood
Windshield Wipers - 2 Speed Electric Motor w/Intermittent Feature
Paint Color - Mack White (Cab, Hood & Fenders), Mack Black (Chassis Running Gear)



ADDITIONAL STANDARD SPECIFICATIONS


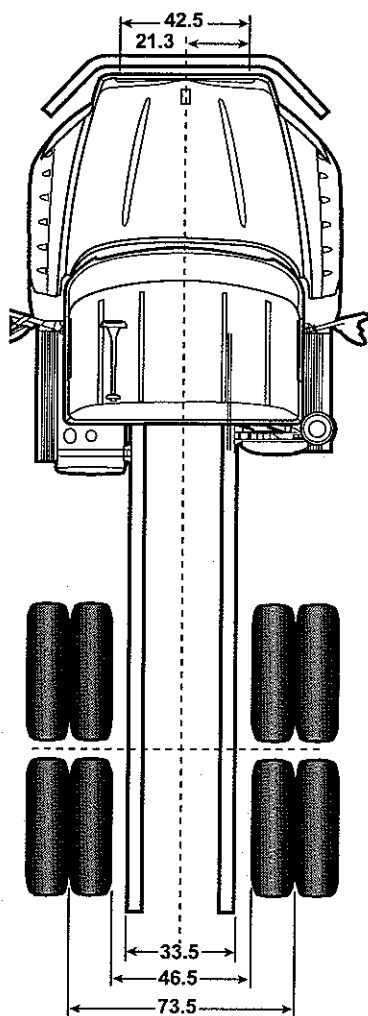
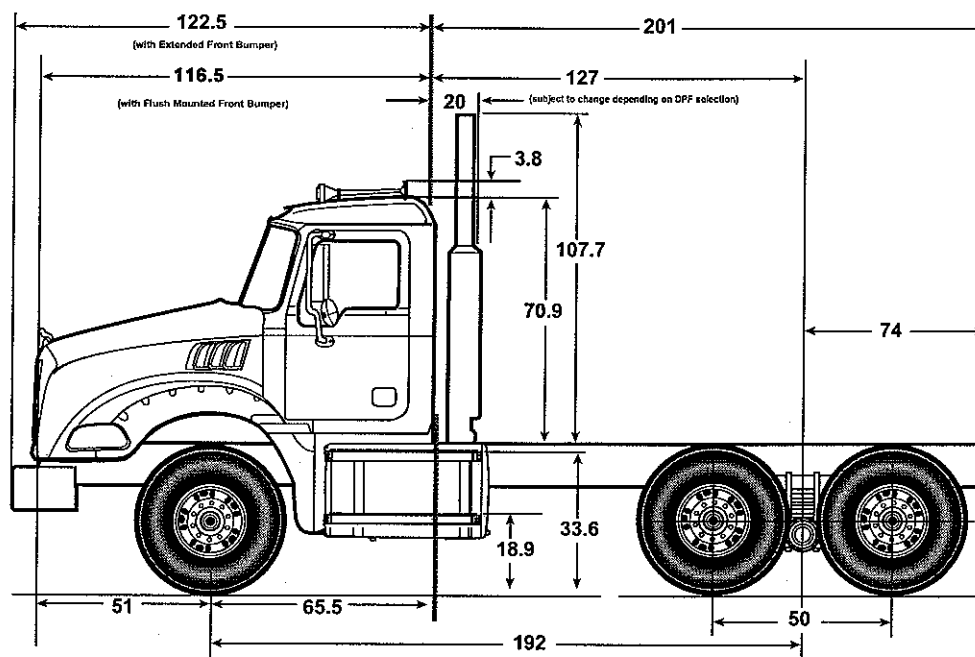
AIR/BRAKE:

Dual Air Brake System
Air Dryer - 1200P w/Coalescing Filter
Air Reservoirs - Steel
Anti-Lock Brake System w/o Traction Control
Parking Brake Control - Single Valve System

ELECTRICAL:

12 Volt Electrical System
Battery Box - Steel w/Molded Plastic Cover Mounted LH Rail
Courtesy Light Switch - Headlamp and Clearance
Daytime Running Lights
Electric Circuit Protection Package
Body Link II
Waterproof Electrical Connections
Headlights - Halogen Flush
Transistorized Turn Signal Flasher

STANDARD CHASSIS DIMENSIONS



FRAME EQUIPMENT/FUEL TANKS:

Frame Rail w/out Liner – 11.81" x 3.54" x .32" Steel
 Section Modulus – 17.7 in³
 RBM (per rail) – 2,120,000 lb. in.
 Front Bumper – Extended Swept Back Steel Channel
 Bumper to Back of Cab (BBC) – 122.5"
 Crossmembers – BOC & Intermediate(s) Steel HD Back-to-Back Channel
 Front Frame Extension
 Front Tow Hooks
 Fuel Tanks – 50 Gallon LH Steel 22" dia.

STANDARD WHEELBASE/LOAD PLATFORM:

Bogie Spacing – 50"
 Wheelbase (WB) – 192"
 Cab to Axle (CA) – 127"
 Load Platform (LP) – 201"
 Rear Axle to End of Frame (AF) – 74"

AVAILABLE DRIVELINE COMPONENTS
TRANSMISSIONS

MODEL	SPEEDS	RATIOS (LOW/HIGH)
MACK		
TM308	8	17.77/0.71
TM308M	8	17.77/0.71
TM309	9	25.21/0.71
TM309M	9	25.21/0.71
T309	9	11.40/0.71
T309(LR)	9	13.93/0.71
T310	10	13.81/0.73
T310M	10	17.35/0.73
T310ME	10	17.35/0.73
T310MLR	10	27.31/0.71
T313	13	13.44/0.74
T313 LR	13	16.42/0.71
T318	18	13.44/0.71
T318LR	18	16.42/0.71
ALLISON		
4000-EVS	5	3.51/0.74
4500-EVS	5	4.70/0.76
4500 RDS	5	4.70/0.76
4000-EVS	6	3.51/0.74
4500-EVS	6	4.70/0.67
4500 RDS	6	4.70/0.76
EATON FULLER		
RTX-14609B	9	12.57/0.73
RTX-16709B	9	12.46/0.73
FRO-12210C	10	12.69/0.74
FRO-13210C	10	12.69/0.74
FRO-14210C	10	12.69/0.74
FRO-15210C	10	12.69/0.74
FRO-16210C	10	12.69/0.74
FRO-18210C	10	12.94/0.74
RTO-14908LL	10	14.56/0.74
RTO-14910B-AS3	10	10.69/0.74
RTO-14910C-AS3	10	12.80/0.73
RTO-16908LL	10	14.56/0.74
RTO-16910B-AS3	10	10.69/0.74
RTO-16910C-AS3	10	12.80/0.73
RTO-14909ALL	11	26.08/0.73
RTO-16909ALL	11	26.08/0.73
RTLO-14913A	13	12.31/0.73
RTLO-16913A	13	12.31/0.73
RTLO-18913A	13	12.31/0.73
RTO-14915	15	13.31/0.79
RTO-16915	15	13.31/0.79
RTLO-14918A-AS3	18	14.40/0.73
RTLO-14918B	18	14.40/0.73
RTLO-16918A-AS3	18	14.40/0.73
RTLO-16918B	18	14.40/0.73
RTLO-18918B	18	14.40/0.73

MP7—ENGINES

MODEL	HORSEPOWER
MACK	
MP7-345C	345 HP [257 kW] @ 1500-1700 RPM 320 HP [239 kW] @ 1950
MP7-365C	365 HP [272 kW] @ 1500-1700 RPM 340 HP [254 kW] @ 1950
MP7-395C	395 HP [295 kW] @ 1500-1700 RPM 370 HP [276 kW] @ 1950
MP7-325M	325 HP [242 kW] @ 1500-1900 RPM 300 HP [224 kW] @ 2100
MP7-365M	365 HP [272 kW] @ 1500-1900 RPM 335 HP [250 kW] @ 2100
MP7-405M	405 HP [302 kW] @ 1500-1900 RPM 370 HP [276 kW] @ 2100

MP8—ENGINES

MODEL	HORSEPOWER
MACK	
MP8-415C	415 HP [309 kW] @ 1500-1700 RPM 390 HP [291 kW] @ 1950
MP8-445C	445 HP [332 kW] @ 1500-1700 RPM 420 HP [314 kW] @ 1950
MP8-485C	485 HP [362 kW] @ 1500-1700 RPM 455 HP [339 kW] @ 1950
MP8-425M	425 HP [317 kW] @ 1500-1900 RPM 340 HP [254 kW] @ 2100
MP8-455M	455 HP [339 kW] @ 1500-1900 RPM 420 HP [313 kW] @ 2100
MP8-485M	485 HP [362 kW] @ 1500-1900 RPM 455 HP [339 kW] @ 2100

AXLES

CAPACITY	MAKE	MODEL
FRONT AXLES		
12,000 lb. [5 443 kg]	MACK	FXL12
14,600 lb. [6 600 kg]	MACK	FXL14.6
18,000 lb. [8 165 kg]	MACK	FXL18
20,000 lb. [9 072 kg]	MACK	FXL20
23,000 lb. [10 400 kg]	MACK	FXL23
REAR AXLES		
38,000 lb. [17 239 kg]	MACK	S38R/SB38
	MACK	SB38
40,000 lb. [18 144 kg]	DANA SPICER	DS405/DS405P
	MERITOR	RT40-145
44,000 lb. [19 958 kg]	MACK	S440
	MACK	S440-46/S462
46,000 lb. [20 866 kg]	DANA SPICER	D46-170HP
	MERITOR	RT46-160 RT46-164EH
52,000 lb. [23 586 kg]	MACK	S522
58,000 lb. [26 309 kg]	MACK	S582
65,000 lb. [29 484 kg]	MACK	S652


A SALES ENGINEERING PUBLICATION

The information in this brochure was accurate as known as of the date of the publication. Illustrations may not be representative of current product. Mack Trucks, Inc. reserves the right to make changes in specifications, equipment or design, or to discontinue models or options without notice at any time.



CHASSIS SPECIFICATIONS SUMMARY

March 01, 2011

2012 MACK GU813

DUMP On/Off Hwy
STRAIGHT TRUCK WITHOUT TRAILER

Engine	MACK MP7-405M 405HP	Transmission	4500-RDS-6
		Clutch	OMIT CLUTCH
Front Axle	20,000# FXL20	Rear Axle	44,000# S440 Ratio 5.04
Suspension	20,000#	Suspension	44,000# SS440
Tires	Front: 425/65R22.5 Rear: 11R22.5	Wheels	22.5x12.25 ALUMINUM DISC 22.5x8.25 STEEL DISC (10 HOLE)
Ratings	GVW: 64,000#	Fuel Tanks	LH: 88gal
Fifth Wheel		Sleeper	

PRICING SUMMARY

	List Price
CHASSIS BASE	\$154,087.00
Factory Options	\$47,842.00
Freight	\$1,850.00
Less Additional Factory Rebate	
Sales Allowances	
TOTAL FACTORY	\$203,779.00
Locally Installed Options	\$0.00
Bulldog Protection Plans	\$0.00
TOTAL FACTORY & LOCAL	\$203,779.00
Less Customer Discount from List	\$84,548.88
SELLING PRICE (Excluding Taxes/Fees/Trade)	\$119,230.12
Less Trade Allowances per New Vehicle	\$0.00
QUOTED PRICE OR TRADE DIFFERENCE	\$119,230.12
Model Year/Technology Surcharge	\$0.00
User Enter Total Fee	
Net FRET or Canadian GST Taxes	\$0.00
Tire Tax Credit (Municipal Only)	(\$235.12)
Sales/Usage Taxes	\$0.00
License/Title/Etc.	
Misc Fees not subject to FRET	
ACQUISITION COST (Include Trade if applies)	\$118,995.00
Less Down Payment	
BALANCE DUE Per Unit	\$118,995.00
PRICE (Total Order)	\$118,995.00
BALANCE DUE (Total Order)	\$118,995.00

Total Quantity: 1

Estimated Total Weight: 19,432#

Reference#: ACSJ054312A

X _____
Prepared For: Customer Signature Date
CITY OF TALLAHASSEE

Presented By: _____
Chris Adkison
MACK TRUCKS, INC.

Dealer Signature Date

Phone: --
Fax: --

Allentown, Pennsylvania 18105
(800) TNT-MACK

**Prepared For:**

CITY OF TALLAHASSEE

Presented By:

MACK TRUCKS, INC.
2100 MACK BOULEVARD
Allentown, Pennsylvania 18105
(800) TNT-MACK

Page 1

Mar 1, 2011
2012 GU813
Ref#: ACSJ054312A

Description**List Price****ORDER/CUSTOMER/VEHICLE INFORMATION**

INITIAL REGISTRATION LOCATION, UNITED STATES, FLORIDA

IDLE EMISSION CERTIFICATION, IDLE EMISSION CERTIFICATION - CARB 08

TYPE OF SERVICE, MUNICIPAL

VEHICLE APPLICATION CLASS, HEAVY VOCATIONAL - Unlimited operation on concrete, asphalt, or maintained gravel/packed dirt with a maximum 3% grade; limited operation on unmaintained surfaces with maximum 5% grade; limited operation on concrete, asphalt, or maintained gravel/packed dirt with maximum 10% grade. (3 AXLES) 78,000 lbs (35,281 kg) MAX GVW. (4 AXLES) 80,000 lbs (36,288 kg) MAX GVW.

CARRIER APPLICATION, WITH CRD150-151, Unlimited miles on 3% grade maintained gravel/packed dirt or paved, Max 15% miles on 10% grade maintained gravel/packed dirt or paved, Max 10% miles on 5% unmaintained, maintained gravel, packed dirt, or paved. 90000# (41000 kg) MAX GCW. (Carrier Code USA-V1)

VEHICLE TYPE, STRAIGHT TRUCK WITHOUT TRAILER

VEHICLE USE AND BODY/TRAILER TYPE, DUMP On/Off Hwy

PRICE BOOK LEVEL, 2012A PRICE BOOK LEVEL

PRODUCT TYPE, PRODUCT TYPE - CML64R

PRODUCT CLASS, PRODUCT CLASS 28

BACK OFFICE PROCESS, BACK OFFICE PROCESS

S/FRT AXLE POS/SALES PACKAGES

CHASSIS (BASE MODEL), GU803 6-WHEEL TRUCK

\$154,087.00

ENGINE/TRANSMISSION/CLUTCH

ENGINE, MACK MP7-405M 405 HP @1500-1900 RPM (PEAK) 1480 LB FT. MAX TORQUE @ 1100-1300 RPM

\$1,949.00

TRANSMISSION, 6 SPEED AUTOMATIC, ALLISON 4500-RDS-6 (4.70/0.67) RUGGED DUTY SERIES GEN 4 INCLUDES TRANSMISSION COOLER, EXTERNAL OIL COOLER, INTERNAL FILTER, AND OIL LEVEL SENSOR

\$24,634.00

CLUTCH, OMIT CLUTCH

EXHAUST/EMISSIONS

DIESEL PARTICULATE FILTER, DIESEL PARTICULATE FILTER RH SIDE UNDER CAB W/SCR FRAME MTD RH SIDE

EXHAUST AFTER-TREATMENT SYSTEM, EXHAUST AFTER-TREATMENT SYSTEM DIESEL PARTIC FILTER CERAMIC PASSIVE REGEN

DPF SMART SWITCH, NO INHIBIT DPF REGENERATION SWITCH

EXHAUST, SINGLE (R/S) VERTICAL STRAIGHT EXHAUST STACK TURNED OUT

SINGLE, BRIGHT FINISH STACK ONLY

\$84.00

FURNISH BRIGHT FINISH STAINLESS STEEL HEAT SHIELD FOR FRAME MTD MACK CAP DPF

\$289.00

ENGINE EQUIPMENT

AIR COMPRESSOR, MERITOR/WABCO 318 18.7 CFM

AIR GOVERNOR

ALTERNATOR, DELCO 12V 130A (24SI) BRUSH-TYPE

BATTERIES, (3) MACK 12V M/F GROUP 31 650/1950 CCA THREADED STUD TYPE W/KALAS CABLES

Description	List Price
BUG SCREEN, RADIATOR MOUNTED	
TO -34 DEGREES F (-37 DEGREES C)	
MACK COOLANT CONDITIONER	
ENGINE BRAKE, MACK POWERLEASH	
FAN DRIVE, BORG WARNER COOL LOGIC FAN DRIVE (HDMS) ELECTRONICALLY CONTROLLED	
VARIABLE	
FLYWHEEL HOUSING, LIGHT WEIGHT, ALUMINUM	
FUEL-WATER SEPARATOR, MACK W/MANUAL DRAIN VALVE (INTEGRAL W/PRIMARY FUEL FILTER)	
HAND PRIMER PUMP	
HOSES - RADIATOR/HEATER, MACK BRAND EPDM RADIATOR & HEATER HOSES	
OIL PAN HEATER, W/O OIL PAN HEATER	
RADIATOR, ALUMINUM CORE	
STARTER, 12 VOLT GEAR REDUCTION STARTER	
ELECTRONIC STARTER INTERLOCK	
TRANSMISSION EQUIPMENT/DRIVELINES	
CLUTCH ASSIST (AIR), Information is not required	(\$370.00)
CLUTCH PEDAL, W/O CLUTCH PEDAL	
TRANSMISSION BELL HOUSING, ALUMINUM	
FURNISH FOR ALLISON TRANSMISSION W/DIRECT MOUNT COOLER	
SYNTHETIC LUBRICANT - TRANSMISSION, TRANSYND SYNTHETIC LUBE FOR ALLISON TRANS	\$628.00
VOCATIONAL PACKAGE - ALLISON, ALLISON VOCATIONAL PKG. #105142 RUGGED DUTY SERIES	
(RDS)-REFUSE (AG) - ONE SELECTOR	
WITHOUT DRIVESHAFT GUARD FOR CENTER BEARING	
DRIVELINE - MAIN, SPICER 1810 HD W/COATED SPLINES	\$144.00
DRIVELINE - INTERAXLE, SPICER 1810 W/COATED SPLINES	\$144.00
CAB (A thru G)	
MACK (BERGSTROM) INTEGRAL W/HEATER COMBINATION HEATER/DEFROSTER AND	
CONDITIONER	
AIR CONDITIONING COMPRESSOR, ROTARY FREON	
AIR RESTRICTION MONITOR (INTAKE), W/O AIR RESTRICTION MONITOR	
CAB, LH-DRIVE CA68 CONV CAB	
CAB MOUNTING, AIR SUSPENSION	
CERTIFIED WEIGHT	
SIX (6) ASSIGNABLE BODYBUILDER DASH SWITCHES (5 ON-OFF, 1 MOMENTARY)	\$187.00
PARK BRAKE AND ENGINE RUNNING ACTIVATED	
ENGINE SHUTOFF, KEY TYPE	
FENDER EXTENSIONS, FENDER EXTENSIONS	\$177.00
5LB FIRE EXTINGUISHER BETWEEN LH SEAT BASE AND DOOR WITH VALVE AIMED REARWARD	\$96.00
GAUGE CLUSTER, EXHAUST PYROMETER AND TRANSMISSION OIL TEMPERATURE GAUGES	
GAUGE, ENGINE OIL TEMPERATURE	
GAUGES, ENGLISH/METRIC DISPLAY	
WITHOUT REAR AXLE OIL TEMPERATURE GAUGE	
GAUGE, SPEEDOMETER W/TRIP ODOMETER (ELECTRONIC 1% ACCURACY)	

Description	List Price
ENGINE TACHOMETER	
GEAR SHIFT, DASH MOUNTD SHIFTER	
GLASS - CAB WINDOW, SAFETY TINTED WINDSHIELD, SIDE AND REAR WINDOWS	
GRILLE - HOOD AIR INTAKE, BRIGHT FINISH GRILLE	\$26.00
GRILLE, BRIGHT FINISH BARS W/BRIGHT FINISH SURROUND GRILL MOUNTED	\$162.00
CAB (H thru R)	
HOOD INSULATION	
PAINTED HOOD LATCHES	
HORN - AIR, (2) MACK RECTANGULAR SINGLE TRUMPET (ONE EACH SIDE OF CAB ROOF)	\$122.00
HORN - ELECTRIC, SINGLE TONE	
IDENTIFICATION/CLEARANCE LIGHTS, (5) TRUCKLITE LED CHROME BULLET TYPE LAMPS	\$128.00
IN-DASH STORAGE, W/O UPPER STORAGE OPTION	
INSTRUMENT CLUSTER DISPLAY, CO-PILOT DRIVER DISPLAY (ENHANCED 4.5" DIAGONAL GRAPHIC LCD DISPLAY W/4-BUTTON STALK CONTROL) (INCLUDES GUARDOG ROUTINE MAINTENANCE MONITORING)	
INSTRUMENT PANEL, BRUSHED METALLIC	\$71.00
INTERIOR TRIM (PEDIGREE - SANDSTONE) Vinyl headliner, cloth/vinyl seat trim, 2 netted storage compartments and center CB radio mounting provisions in overhead console, rear panel with storage pouch, signature poluurethane floor mat, brushed nickel instrument panel with chrome gauge bezels, diamond pattern fabric on doors, padded interior sun visors both sides, 2 spoke urethane grip brushed nickel spokes, brushed nickel mack horn cap, adjustable tilt/telescoping steering column, hand crank lh/rh windows, 2 general overhead lights, 1 driver overhead light & 1 map non-glare overhead light, 2 12V power sources, 2 cup holders, 2 trash bag hooks, 2 coat hangers, rh storage compartment, seat belt retractors, rh door peep window, lighted door mounted map pocket lights.	\$509.00
CHASSIS KEYED AT RANDOM - 2 KEYS	
MIRRORS - EXTERIOR, WEST COAST, RH & LH BRIGHT FINISH MACK BULLDOG HEATED	\$185.00
MIRRORS - CONVEX TYPE, BRIGHT FINISH, LH & RH 8.0" DIA HEATED; MOUNTED BELOW LOWER ARM OF WEST COAST MIRROR	\$56.00
OVERHEAD CONSOLE, (3) COMPARTMENT W/NET	
POWER OUTLETS, (2) 12-VOLT AUXILIARY POWER OUTLETS - DASH MOUNTED	
AM/FM STEREO CD W/WEATHERBAND	
W/O RADIO ANTENNA	(\$43.00)
POWER LEADS (5-WAY BINDING POSTS FOR CB RADIO) MOUNTED ON TOP OF DASH	\$20.00
RADIO ANTENNA - CB, DUAL MULTIBAND ANTENNA	\$96.00
DASHBOARD MOUNTING STRAP	
RADIO SHUTOFF, AUTO SHUTOFF FOR RADIO ENTERTAINMENT SYSTEM (WHEN IN REVERSE)	\$79.00
EMERGENCY TRIANGLE KIT PARALLEL TO INSIDE SURFACE OF RIDERS SEAT BASE	\$39.00
CAB (S thru Z)	
SEAT - DRIVER, BOSTROM TALLADEGA 915 (HI-BACK) AIR SUSPENSION	\$61.00
SEAT - RIDER, MACK FIXED (MID-BACK) NON-SUSPENSION	
SEAT ARM RESTS, INBOARD MOUNTED ARM REST, DRIVER'S SEAT ONLY	
SEAT COVERING, CLOTH W/VINYL TRIM DRIVER AND RIDER SEATS	
SEAT BELTS/RETRACTORS, LAP AND SHOULDER W/CAB MOUNTED SHOULDER BELT	

Description	List Price
W/ADJUSTABLE D-RING FOR DRIVER & RIDER SEATS	
W/O ROOF VENT VENTILATION	
STEERING COLUMN, ADJUSTABLE TILT TELESCOPE	
STEERING WHEEL, TWO SPOKE URETHANE GRIP BRUSHED NICKEL SPOKES, BRUSHED CHROME	
MACK HORN CAP	
STORAGE POUCH REAR	
SUN VISOR, EXTERIOR, STAINLESS STEEL (UNPAINTED)	\$419.00
SUN VISOR - INTERIOR, BOTH SIDES (PADDED VINYL)	
WINDOW CONTROLS, POWER ELECTRIC RH WINDOW & POWER ELECTRIC RH DOOR LOCK	\$356.00
WINDSHIELD WIPERS, 2 SPEED ELECTRIC MOTOR W/INTERMITTENT FEATURE	
FRAME EQUIPMENT/FUEL TANKS	
BUMPER - FRONT, EXT.-SWEPT BACK-STEEL CHANNEL 122.5"/3112 mm BBC BRIGHT FINISH	\$1,927.00
(INCLUDES PAINTED CENTER TOW PIN) W/STONE GUARD	
CROSSMEMBERS, BOC AND INTERMEDIATE CROSSMEMBERS, HD I-BEAM	\$562.00
CROSSMEMBER (BEHIND REAR AXLE), W/O OPTIONAL CROSSMEMBERS BEHIND REAR AXLE/BOGIE	
WITHOUT FIFTH WHEEL MOUNTING ANGLES	
FRONT FRAME EXTENSION, 6" BOLT ON FRAME EXTENSION	
RADIATOR GUARD, PLATE TYPE BRIGHT FINISH	\$437.00
TOWING DEVICE - FRONT, CENTER TOW CAPABILITY BASED ON BUMPER SELECTION	
TOWING DEVICE - REAR, HOOKS (FRAME MOUNTED)	\$37.00
FUEL TANK - LH, 88 GALLON (333 L) ALUMINUM ROUND	\$639.00
FUEL TANK - RH, OMIT RH STANDARD	
11.8 GALLON (45 L) 22" DIAMETER TANK LEFT SIDE FRAME MTD	
PAINTED FINISH DEF TANK COVER	
W/O FUEL LINE OPTION	
RELOCATE FUEL TANK, W/O RELOCATED FUEL TANK(S)	
FRONT AXLE/EQUIPMENT/TIRES	
FRONT AXLE, 20000# (9072kg) MACK FXL20 WIDE PIVOT CENTER	\$2,674.00
FRONT AXLE - TWIN STEER, WITH SINGLE STEER FRONT AXLE	
TIRES BRAND/TYPE - FRONT, GOODYEAR - TUBELESS RADIAL PLY, (2) 425/65R22.5 20 L G296MSA	\$1,348.00
(ALL POSITION)	
WHEELS - FRONT, ALUMINUM DISC	
(2) 22.5x12.25 ALCOA 10-HOLE HUB PILOTED (11 1/4"/286mm BC)	\$680.00
WHEELS - POLISHED (FRONT), POLISHED ALUMINUM DISC OUTSIDE SURFACE ONLY	\$81.00
HUBS - FRONT, FERROUS	
BRAKES - FRONT, BENDIX ES165-06D, 16.5" x 6" CAST SPIDER	\$84.00
BRAKE DRUMS - FRONT, CAST OUTBOARD MOUNTED	
BRAKE LINING, BENDIX ES-1100/600 BRAKE LINING	
DUST SHIELDS - FRONT BRAKE, FURNISH	\$30.00
FAG SCHAEFFLER, FRONT HUB OIL SEAL	
SHOCK ABSORBERS, FRONT	
SHOCK ADJUSTERS - FRONT, GUNITE 2000 - AUTOMATIC	
SPRINGS - FRONT, MACK TAPERLEAF 20000# (9072kg) GROUND LOAD RATING	

Description	List Price
STEERING, M100P + M90	\$1,038.00
REAR AXLE/EQUIPMENT/TIRES/RATIOS	
REAR AXLE/SUSPENSION, 44000# (19958kg) MACK S440 FABRICATED STEEL HOUSING, SS440	\$2,870.00
MACK MULTILEAF (CAMELBACK) 44000#	
TIRES BRAND/TYPE - REAR, GOODYEAR - TUBELESS RADIAL PLY, (8) 11R22.5 16 H G287 MSA (ALL POS)	\$1,632.00
CARRIER/RATIO - REAR AXLE, CRDP150/151, 5.04 RATIO	
WHEELS - REAR, STEEL DISC (10 HOLE)	
(8) 22.5x8.25 (210 mm) HAYES LEMMERZ 10-HOLE HUB PILOTED (11 1/4"/286 mm BC)(TWO HAND HOLE)	
HUBS - REAR, FERROUS	
BRAKES - REAR, BENDIX ES165-07D, 16.5x7 CAST SPIDER	
BRAKE DRUMS - REAR, CAST OUTBOARD MOUNTED	
BRAKE LINING, BENDIX EES-600	
DUST SHIELDS - REAR BRAKE, OMIT	
OIL SEALS, CHICAGO RAWHIDE (SCOTSEAL)	
POWER DIVIDER LOCKOUT W/WARNING LIGHT AND BUZZER (INCLUDES IN CAB MANUAL AIR VALVE)	\$359.00
SLACK ADJUSTERS - REAR, GUNITE 2000 - AUTOMATIC	
SPRINGS, ANTI-SWAY	
SPRING BRAKE CHAMBERS - VENDOR, MGM MODEL TR-T (TAMPER RESISTANT)	
SPRING BRAKE CHAMBERS, TYPE 30/30 REAR	
SYNTHETIC LUBRICANT - REAR AXLE, 80W-90 CHEVRON DELO GEAR LUBRICANT	\$120.00
TRANSVERSE TORQUE ROD (REAR AXLE ONLY)	
BRONZE TRUNNION BUSHING	
W/O PROTECTIVE NYLON SPACER BETWEEN DISCS WHEEL TO DRUM	
FRAME/WHEELBASE/PLATFORM	
FRAME RAILS, 11.811" x 4.13" x .44" (300 x 105 x 11.1mm) STEEL Section Modulus: 35.5 cu in/RBM	
4,260,000 in lbs per rail For Partial IC reinforcement	
WHEELBASE, 216" (5485 mm) WB 150" CA (3822 mm)	
PLATFORM, 207" LP (5252 mm) 56" AF (1430 mm) USED WITH 216" WB	\$1,320.00
FRAME REINFORCEMENT - INSIDE, 5MM STEEL CHANNEL USED W/184"-213" LP	\$1,067.00
AIR/BRAKE	
AIR CONTROL VALVES - VENDOR, BENDIX SWITCHES AND VALVES WHERE POSSIBLE	
AIR DRYER, MERITOR/WABCO HEATED AIR DRYER, 1200 W/COALESCING OIL FILTER	
(2) UNDER BATTERIES, (2) STACKED ON RAIL	
ANTI-LOCK BRAKE SYSTEM, BENDIX WITHOUT TRACTION CONTROL	
AUTOMATIC DRAIN VALVE, BENDIX (NON-HEATED) DRAIN VALVE (1) ON SUPPLY (WET) TANK	\$49.00
BRAKE CONTROL VALVE SYSTEM, SINGLE VALVE SYSTEM	
HAND CONTROL VALVE FOR REAR SERVICE BRAKES	\$79.00
INCREASED AIR CAPACITY, AUXILLIARY AIR TANK CAPACITY FOR (1) EXTRA LIFT AXLE	\$436.00
MANUAL DRAIN VALVE LANYARD, LANYARD CONTROL ON ALL TANKS WITH MANUAL DRAIN VALVES	\$38.00
TRAILER CONNECTIONS	

Description

List Price

TRAILER AIR CONNECTIONS, OMIT TRAILER AIR BRAKE CONNECTIONS

WITHOUT HOSE TENDER

TRAILER ELECTRICAL RECEPTACLE, WITHOUT TRAILER ELECTRICAL RECEPTACLE

OMIT TRAILER CONNECTORS HOLDER

ELECTRICAL

BATTERY BOX(ES), STEEL

BATTERY BOX COVERS, POLISHED ALUMINUM

\$87.00

BATTERY BOX - MOUNTING, RIGHT HAND BEHIND SCR

ELECTRIC CIRCUIT PROTECTION PACKAGE, ALL CIRCUITS FUSE/BREAKER PROTECTED

WATERPROOF ELECTRICAL CONNECTIONS SPRAYED W/PROTECTIVE COATING

"BODY LINK" III W/CAB PASS-THRU

SIGNAL FLASHER TYPE, TRANSISTORIZED FLASHER FOR TURN SIGNAL

PAINT

PAINT - CAB EXTERIOR, SINGLE COLOR, MACK WHITE (HIGH GLOSS)

PAINT - CAB, URETHANE BASE COAT W/O CLEAR COAT

PAINT - CHASSIS RUNNING GEAR, MACK BLACK (URETHANE)

PAINT - FRONT SPOKE WHEELS, WITHOUT OPTIONAL SPOKE WHEEL PAINT

WITHOUT OPTIONAL SPOKE WHEEL PAINT

WITHOUT SPECIAL PRE-FINISHED OPTIONS

REAR WHEELS PRE-FINISHED WHITE

PAINT PROCESS CODES

W/O PAINT FOR BUMPER (5ZB-Z1X)

CHASSIS RUNNING GEAR - STD COLOR (MACK BLACK) (6AB-Z1X)

W/O PAINT FOR FUEL TANK (7HB-Z1X)

W/O CUSTOM PAINT FOR HUB&DRUM/SPOKES (5YB-Z1X)

W/O CUSTOM PAINTED FRONT/REAR RIM/WHEEL (6BB-Z1X)

PTO/SPECIALTY/ADDITIONAL EQUIPMENT

PTO - REAR ENGINE (REPTO), WITHOUT REAR ENGINE POWER TAKE OFF

TORQUE CONVERTER TC541

V-MAC IV PROGRAMMABLE PARAMETERS

CRUISE CONTROL SETTINGS W/ALLISON TRANS

CRUISE CONTROL MAX SET SPEED (MPH) 65 mph

CRUISE CONTROL MIN SET SPEED (MPH) 20 mph

CRUISE CONTROL AUTORESUME W/CLUTCH Omit

CRUISE'N BRAKE ENGAGEMENT DELAY (MPH) 3 mph

DATAMAX SETTING FOR USE WITH INSTRUMENT CLUSTER DISPLAY (C0J002)

ENGINE OVERSPEED COMPANY LIMIT (RPM) 2200 rpm

FUELED ENGINE OVERSPEED COMPANY LIMIT (RPM) 2100 rpm

VEHICLE OVERSPEED COMPANY LIMIT (MPH) 75 mph

FUELED VEHICLE OVERSPEED COMPANY LIMIT (MPH) 70 mph

IDLE LOGGING DELAY (MIN) 2

PERIODIC TRIP TYPE Monthly Trip Summary

PERIODIC TRIP HOUR OF DAY 0 (disable)

Description

List Price

PERIODIC TRIP DAY OF WEEK 0 (disable)
PERIODIC TRIP DAY OF MONTH 1
DAYTIME RUNNING LIGHTS W/O OVERRIDE SWITCH
DRL OVERRIDE SWITCH SPEED THRESHOLD (MPH) 00
DRL OVERRIDE SWITCH OFF TIME (MIN) 00 mph
CO-PILOT SETTINGS FOR INSTRUMENT CLUSTER DISPLAY (C0J 0002)
CO-PILOT FLEET TRIP PROGRAMMING ACCESS Fleet Level
FLEET MANAGEMENT VIA CO-PILOT Omit
DEL MESSAGES CO-PILOT ACTIVATION Omit
EHT MAX ENGINE SET SPEED (RPM)
2100 rpm
EHT MIN ENGINE SET SPEED (RPM) 700 rpm
EHT VEHICLE SPEED RANGE LIMIT (MPH) 10 mph
EHT RAMP RATE (RPM/Sec)
EHT SINGLE SPEED CONTROL ACTIVATION Omit
EHT SINGLE SPEED CONTROL SET SPEED (RPM) 0000 rpm
EHT JUMP-TO-MIN SET SPEED Omit
ENGINE PROTECTION - OIL PRESSURE SHUTDOWN Furnish
ENGINE PROTECTION - COOLANT LEVEL SHUTDOWN Omit
ENGINE PROTECTION - COOLANT TEMP SHUTDOWN Furnish
ENGINE PROTECTION - ENGINE OIL TEMP SHUTDOWN Furnish
ENGINE PROTECTION TRANS OIL TEMP SHUTDOWN Furnish
FUEL ECONOMY INCENTIVE FOR USE WITH INSTRUMENT CLUSTER DISPLAY (C0J 0002)
FEI PENALTY TARGET FUEL ECONOMY No Driver Incentive
FEI PENALTY TARGET FUEL ECONOMY (MPG) 0.0
FEI PENALTY VEHICLE SPEED DECREASE (MPH) 0 mph
FEI REWARD TARGET FUEL ECONOMY (MPG) 0.0
FEI REWARD VEHICLE SPEED INCREASE (MPH) 0 mph
FEI DISTANCE CALCULATION INTERVAL (Miles) 00
GOVERNOR SETTINGS FOR USE WITH AUTOMATIC TRANSMISSIONS
GOVERNOR TYPE Min-Max Governor
ENGINE HIGH IDLE SPEED IN UPPER GEARS 0000
ENGINE LOW IDLE SET SPEED (RPM) 650 rpm
DRIVER LOW IDLE ADJUST FEATURE ACTIVATION Omit
SMART IDLE FEATURE ACTIVATION Omit
SMART IDLE ELEVATED IDLE RPM TIME (MINS) 10
IDLE COOLDOWN FEATURE ACTIVATION Omit
IDLE SHUTDOWN FEATURE ACTIVATION Omit
IDLE SHUTDOWN TIME (MINS) 10
IDLE SHUTDOWN WARNING TIME (SECS) 30
IDLE SHUTDOWN WARM-UP TEMPERATURE (DEG F) 100
IDLE SHUTDOWN WARM-UP TIMER (MINS) 5
IDLE S/D OVERRIDE W/EHT Omit

Description	List Price
○ IDLE S/D OVERRIDE W/PTO Furnish	
○ IDLE S/D OVERRIDE W/ENGINE LOAD Furnish	
MAINTENANCE MONITOR FEATURE ACTIVATION Furnish	
MAINTENANCE MONITOR OEM DEFAULT INTERVALS MP Vocational	
MAINTENANCE DUE WARNING PERCENT 90	
PTO 1 MAX ENGINE SET SPEED (RPM) 2100 rpm	
PTO 1 MIN ENGINE SET SPEED (RPM) 600 rpm	
PTO 1 VEHICLE SPEED RANGE LIMIT (MPH) 10 mph	
PTO 1 RAMP RATE (RPM/Sec) 100	
PTO 1 SINGLE SPEED CONTROL ACTIVATION Omit	
PTO 1 SINGLE SPEED CONTROL SET SPEED (RPM) 1000 rpm	
PTO 1 SINGLE SPEED CONTROL AUTOSET Omit	
PTO 1 JUMP-TO-MIN SET SPEED Omit	
PTO 1 VEHICLE LIMITING SPEED (MPH)	
PTO 2 MAX ENGINE SET SPEED (RPM) 2100 rpm	
PTO 2 MIN ENGINE SET SPEED (RPM) 600 rpm	
PTO 2 VEHICLE SPEED RANGE LIMIT (MPH) 10 mph	
PTO 2 RAMP RATE (RPM/Sec) 100	
PTO 2 SINGLE SPEED CONTROL ACTIVATION Omit	
PTO 2 SINGLE SPEED CONTROL SET SPEED (RPM) 1000 rpm	
○ PTO 2 SINGLE SPEED CONTROL AUTOSET Omit	
○ PTO 2 JUMP-TO-MIN SET SPEED Omit	
PTO 2 VEHICLE LIMITING SPEED (MPH)	
SPEED SENSOR TAMPER DETECTION SYSTEM ACTIVATION Furnish	
SPEED SENSOR TAMPER DETECTION TORQUE LIMIT (%) 50	
TRANSMISSION SETTINGS, TRANSMISSION SETTINGS FOR USE W/O EATON AUTO/ULTRASHIFT	
EATON AUTOSHIFT/ULTRASHIFT SHIFT MODE W/O Eaton Auto/Ultrashift Mode	
CUSTOMER VEHICLE LIMITING SPEED (MPH) 65 mph	
LGVLS FEATURE ACTIVATION Omit	
LOWER GEAR VEHICLE LIMITING SPEED (MPH) 00 mph	
DEALER INFORMATION	
ENGINE WARRANTY, 2YR/250,000 MILES ENGINE WARRANTY US10	
MANUALS, PEDIGREED PROTECTION PLAN TECH. SERVICE MANUAL PROVIDED	
PILOT INSPECTION, WITHOUT PILOT INSPECTION	
STANDARD SHIPPING INSTRUCTIONS	\$1,850.00