





This Edgewater, MD design refreshes a classic cottage-style exterior with warm wood, crisp whites, black accents, and layered garden beds that feel polished but still approachable. The result is timeless curb appeal with a welcoming front entry, elevated garage details, and a soft, traditional landscape that complements the home without overwhelming it.


Your Custom Design Elements




Front Door + Wreath



Entry Green Planters



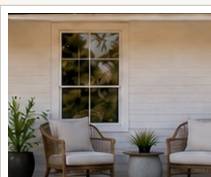
Double Wood Garage Doors



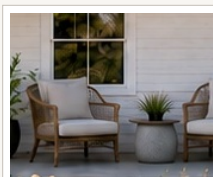
Garage Gooseneck Lights



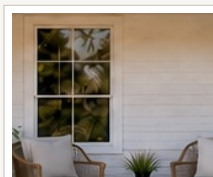
Entry Pendant Light




Porch Swing / Seating



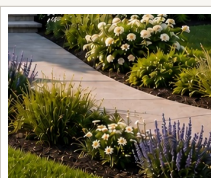
Porch Furniture




Hardie-Style Lap Siding




Dark Roof + Metal Accent



Smooth Walkway / Pavers




Layered Garden Planting




Warm Walnut Wood Tone

Paint Colors



Body / Siding
Sherwin-Williams
Greek Villa SW 7551




Trim / Columns
Sherwin-Williams
Pure White SW 7005



Roof Shingles
GAF Timberline HDZ
Charcoal



Wood Tone
Warm walnut
stain look



Metal Accent / Lights
Black

Suggested Sources & Clickable Links

Siding + Body Color

[Greek Villa paint sample](#)

Trim Color

[Pure White paint sample](#)

New Lap Siding

[James Hardie Plank lap siding](#)

Front Door

[Simpson Door 37504](#)

Door Wreath

[McGee & Co. Faux Heribiflora Wreath](#)

Porch Table

[Pottery Barn Vila concrete sid](#)

Walkway

[Techo-Bloc Blu 60 smooth slab](#)

Roof

[GAF Timberline HDZ shingles](#)

Entry + Garage Planters

[McGee & Co. planters and pots](#)

Garage Doors

[Clopay Reserve - Design 6](#)

Garage Lights

[Rejuvenation Carson 12 wall sconce](#)

Entry Pendant Light

[Visual Comfort pendant collection](#)

Porch Furniture

[Frontgate Leilani accent chair](#)

Additional Notes

Always sample paint colors in person before finalizing. Door, garage door, roofing, and stain colors should be confirmed with local vendors and physical samples. Porch details and trim work can be built onsite by a qualified contractor. Walkway materials and landscape selections should be adjusted for your exact site conditions, climate, and planting zone.