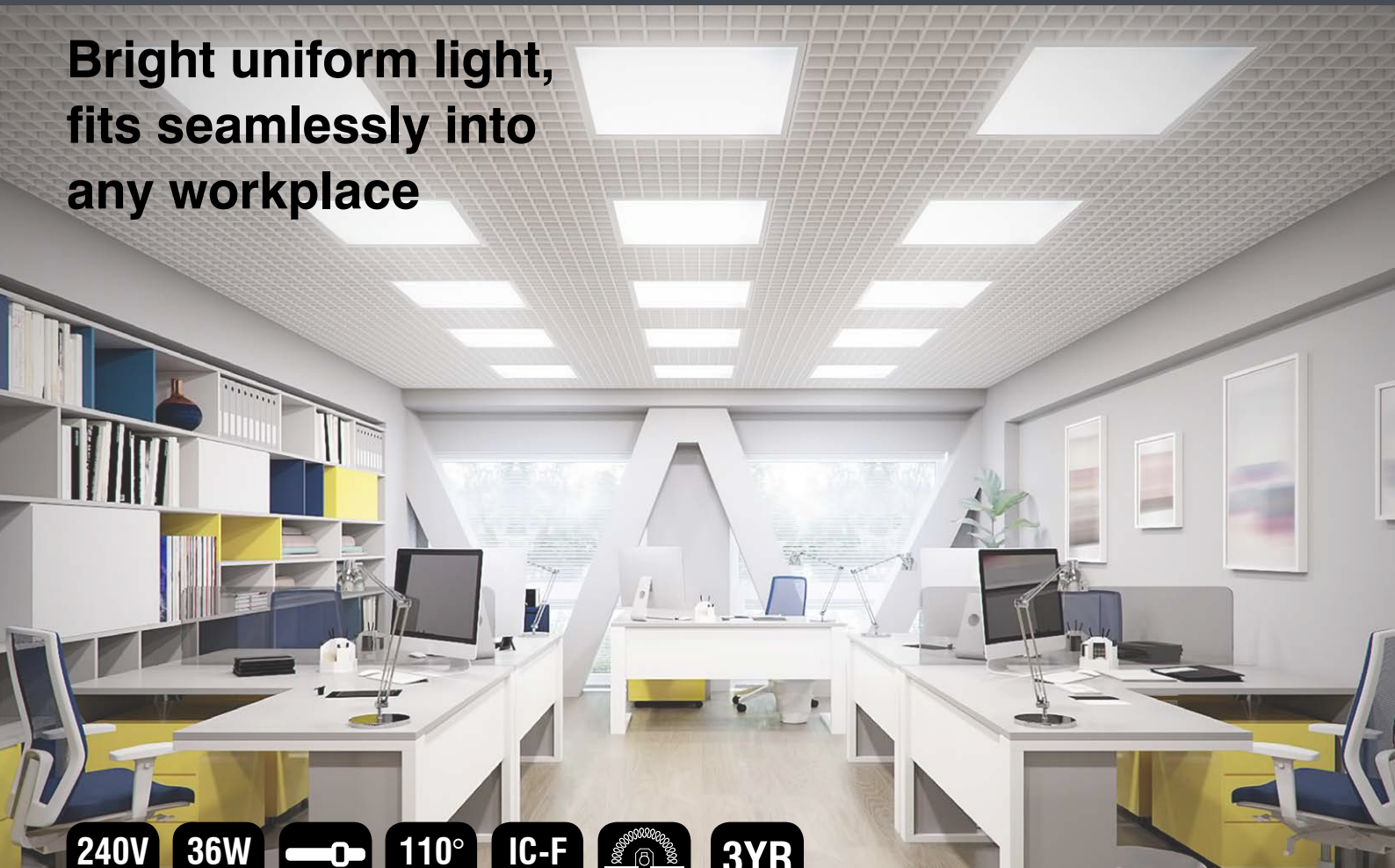




# BACKLIT LED PANEL COLOUR CHANGING (CCT)

1200mm x 300mm & 600mm x 600mm

**Bright uniform light,  
fits seamlessly into  
any workplace**



**240V AC**   **36W** 3900lm   **TRI-COLOUR CCT**   **110° BEAM SPREAD**   **IC-F ABUTTED & COVERED**   **IC-4**   **3YR WARRANTY**

**Our Backlit LED panels have an incredibly low profile, with a bright, uniform light distribution it is suitable for general illumination in commercial and residential applications.**

- Backlit design provides higher efficiency at more than 100lm/W
- Ideal, low-maintenance solution for offices, schools, retail and healthcare application.
- Lightweight and easy to install.
- Easily change colour temperature (CCT) from warm white 3000K, cool white 4200K to bright daylight 6700K.
- Designed to fit standard T-Bar ceilings, Brilliant recessed plaster kit and surface mount kit.
- Long lasting up to 30,000 hours.
- External driver with flex & plug. (Total length 1.2 metre).
- Indoor use only.
- 3 Year Warranty.

## APPLICATIONS

- Office & school lighting: office room, meeting room, class room.
- Commercial lighting: shopping mall, super market, retailer shops.
- Other applications: hospital, laboratory, dust-free workshop.





# BACKLIT LED PANEL COLOUR CHANGING (CCT)

1200mm x 300mm & 600mm x 600mm

## TECHNICAL SPECIFICATIONS

<b>Operating voltage:</b>	240V / 50Hz
<b>Class:</b>	Class II (2)
<b>Wattage:</b>	36W Total
<b>Lumens:</b>	3500 Total lumens (3000K) 3900 Total lumens (4200K) 3800 Total lumens (6700K)
<b>Colour temperature:</b>	3000°K (Warm white) 4200°K (Cool white) 6700°K (Daylight)
<b>Beam angle:</b>	110 degrees
<b>Colour rendering index:</b>	≥80
<b>Power factor:</b>	≥0.8
<b>Dimmable:</b>	No
<b>Rated lifetime:</b>	30,000hrs @25°C Ambient (When covered with thermal insulation)
<b>Construction:</b>	Aluminium (frame) Polycarbonate (diffuser)
<b>Operating temperature:</b>	TA: 25 degrees Celsius
<b>Warranty:</b>	3 year replacement
<b>Standards:</b>	AS/NZS 60598.1 AS/NZS 60598.2.2
<b>Approvals</b>	VEET: 8116 IPART: 17317S15-PHGGIGEHC

## INSTALLATION


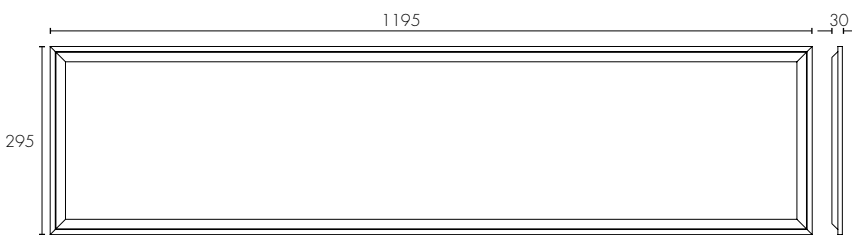
Must be installed by a licensed electrician

## ACCESSORIES

(sold separately, suit 1200x300mm only)

Recessed Plaster Kit 19625/05 white

Surface Mount Kit 20740/05 white



	MODEL	COLOUR	DESCRIPTION	BOX SIZE	GROSS WEIGHT	BOX QTY	BARCODE/TUN
<b>RETAIL BOX</b>	21473/05	White	Backlit CCT LED Panel 1200x300mm	W1230 x H310 x D40 mm		1 pc	9 312641 214724 >
<b>OUTER CTN</b>	21473/05	White	Backlit CCT LED Panel 1200x300mm			5 pc	19312641214721
<b>RETAIL BOX</b>	21475/05	White	Backlit CCT LED Panel 600x600mm	W630 x H610 x D40 mm		1 pc	9 312641 214755 >
<b>OUTER CTN</b>	21475/05	White	Backlit CCT LED Panel 600x600mm			5 pc	19312641214752