




**CONDUIT SUPPORT - LAG SCREW TYPE - EXTRUDED ALUMINUM**

	Catalog No.	UPC #	Pipe Size	Std. Pkg	wg
	2350LA	02068	2"	25	31
	2850LA	02069	2 1/2"	25	36


**CONDUIT SUPPORT - EXTRUDED ALUMINUM with 1/2" x 10" Bolt, Nut & Washer**

	Catalog No.	UPC #	Pipe Size	Std. Pkg	wg
	2125-A	02065	1 1/4"	25	67
	2350-A	02066	2"	25	77
	2850-A	02067	2 1/2"	25	78


**CONDUIT SUPPORT - LAG SCREW TYPE - MALLEABLE IRON**

	Catalog No.	UPC #	Pipe Size	Std. Pkg	wg
	2350L	02060	2"	25	31
	2850L	02061	2 1/2"	25	36


**CONDUIT SUPPORT - MALLEABLE IRON with 1/2" x 10" Bolt, Nut & Washer**

	Catalog No.	UPC #	Pipe Size	Std. Pkg	wg
	2350	02054	2"	25	77
	2850	02055	2 1/2"	25	78


**CONDUIT SUPPORT - MALLEABLE IRON with 5/8" x 14" Bolt, Nut & Washer**

	Catalog No.	UPC #	Pipe Size	Std. Pkg	wg
	2950	02065	3"	10	250
	3050	02066	3 1/2"	10	279
	3150	02067	4"	10	284

**ADJUSTABLE CONDUIT SUPPORT - STAMPED STEEL with 1/2" x 10" Bolt, Nut & Washer**


	Catalog No.	UPC #	Pipe Size	Std. Pkg	wg
	2125	02050	1 1/4" - 3"	20	78

**ADJUSTABLE CONDUIT SUPPORT - STAMPED STEEL with LAG SCREW**

	Catalog No.	UPC #	Pipe Size	Std. Pkg	wg
	2125L	00037	1 1/4" - 3"	20	78

**SERVICE MAST INSULATOR BRACKETS (2 1/4" SPOOL)**

**Non-Adjustable Type - Steel**

	Catalog No.	UPC #	Pipe Size	Std. Pkg	wg
	4000	02152	2"	10	152
	4050	02153	2 1/2"	10	152
	4400	02154	3"	10	240
	4500	02155	3 1/2"	10	260
	4600	02156	4"	10	260