




Piston compressors **PERFECT**



enough air for everyone



EUROPEAN UNION
European Regional Development Fund
Operational Programme Enterprise and Innovations for Competitiveness

Tradition in production



Basic element which we are building on is our industrial tradition. The machinery production in our factory has already taken place more than 110 years. The first Perfect compressor was produced in 2004 and their assortment continues expanding.

Own production


- Atmos Chrást is using more than 110 years tradition in production of rotating machines for development of piston compressors.
- Well tested range of Perfect compressors fulfill all requests of end users.
- Unique quality because of high quality components and quality control devices.



Industrial compressors Perfect

Made for demanding technological requirements for a wide range of small and medium industry.

- High performance piston unit from cast iron.
- Full automatic functioning (pressure switch).
- Overcurrent protection.
- Fully equipped with all protection devices and electric cable (bolt 16 A/400V or 230V).
- Compressed air aftercooler.
- Manometer for pressure in air tank.
- Outlet valve for compressed air.
- Air tank contains: safety and outlet valve for condensate and manometer.
- Horizontal air tank contains: 3x wheels, one with parking lock, silentblock(s), handrail.
- Relieve vent.
- V-Belt driven with low rpm.
- Optimal cooling thanks to effective fan.
- Stable base.
- Easy manipulation.



New construction

Considering on easy manipulation



Each assembled compressor is signed by exact operator and testing manager to reach best quality performance.



Pulley combined with high efficient fan

Lamell pipelines for better cooling effect

Multi-cylinder piston unit made from quality cast-iron

Quality motor with hight torque

Oil level gauge

Armored hose

Air tanks:
50, 90, 100, 150,
270, 300 a 500 l

Safety valve



ATMOS

**PERFECT
4,0/150**

50
měsíců
záruky

Perfect 1,1/50 | 1,5/50E | 1,1/100 | 1,5/100E




Type		1,1/50	1,5/50E	1,1/100	1,5/100E
Max. pressure	[bar]	10	10	10	10
Rated speed	[1/min]	900	900	900	900
Suction amount air	[l/min]	200	200	200	200
Free air delivery	[l/min]	115	115	115	115
Motor rated power	[kW]	1,1	1,5	1,1	1,5
Capacity	[l]	50	50	100	100
Number & direction of cylinders		1	1	1	1
Voltage/Frequency	[V/Hz]	400/50	230/50	400/50	230/50
Outlet valve		G 1/2" I	G 1/2" I	G 1/2" I	G 1/2" I
Noise	[dB(A)]	70	70	70	70

Perfect 2,2/50 | 2,2/50E | 2,2/100 | 2,2/100E | 2,2/150 | 2,2/150E



Type		2,2/50	2,2/50E	2,2/100	2,2/100E	2,2/150	2,2/150E
Max. pressure	[bar]	10	10	10	10	10	10
Rated speed	[1/min]	1180	1180	1180	1180	1180	1180
Suction amount air	[l/min]	390	390	390	390	390	390
Free air delivery	[l/min]	285	285	285	285	285	285
Motor rated power	[kW]	2,2	2,2	2,2	2,2	2,2	2,2
Capacity	[l]	50	50	100	100	150	150
Number & direction of cylinders		2V	2V	2V	2V	2V	2V
Voltage/Frequency	[V/Hz]	400/50	230/50	400/50	230/50	400/50	230/50
Outlet valve		G 1/2" I	G 1/2" I	G 1/2" I	G 1/2" I	G 1/2" I	G 1/2" I
Noise	[dB(A)]	72	72	72	72	72	72



Perfect 3/100 | 3/150 | 3/270



Type		3/100	3/150	3/270
Max. pressure	[bar]	10	10	10
Rated speed	[1/min]	1100	1100	1100
Suction amount air	[l/min]	510	510	510
Free air delivery	[l/min]	408	408	408
Motor rated power	[kW]	3	3	3
Capacity	[l]	100	150	270
Number & direction of cylinders		3W	3W	3W
Voltage/Frequency	[V/Hz]	400/50	400/50	400/50
Outlet valve		G 1/2" I	G 1/2" I	G 1/2" I
Noise	[dB(A)]	73	73	73

Perfect 4/150 | 4/270 | 4T/150 | 4T/300



Type		4/150	4/270	4T/150	4T/300
Max. pressure	[bar]	10	10	12,5	12,5
Rated speed	[1/min]	1100	1100	1000	1000
Suction amount air	[l/min]	810	810	700	700
Free air delivery	[l/min]	650	650	500	500
Motor rated power	[kW]	4	4	4	4
Capacity	[l]	150	270	150	300
Number & direction of cylinders		2V	2V	3W	3W
Voltage/Frequency	[V/Hz]	400/50	400/50	400/50	400/50
Outlet valve		G 1/2" I	G 1/2" I	G 1/2" I	G 1/2" I
Noise	[dB(A)]	76	76	78	78

Perfect 5,5/150 | 5,5/270 | 5,5/50



Type		5,5/150	5,5/270	5,5/500
Max. pressure	[bar]	10	10	10
Rated speed	[1/min]	950	950	950
Suction amount air	[l/min]	960	960	960
Free air delivery	[l/min]	750	750	750
Motor rated power	[kW]	5,5	5,5	5,5
Capacity	[l]	150	270	500
Number & direction of cylinders		3W	3W	3W
Voltage/Frequency	[V/Hz]	400/50	400/50	400/50
Outlet valve		G 1/2" I	G 1/2" I	G 1/2" I
Noise	[dB(A)]	78	78	78

Perfect 7,5/500

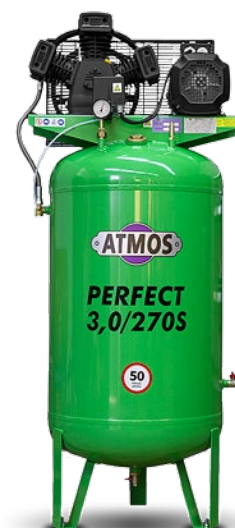


Type		7,5/500
Max. pressure	[bar]	10
Rated speed	[1/min]	980
Suction amount air	[l/min]	1180
Free air delivery	[l/min]	920
Motor rated power	[kW]	7,5
Capacity	[l]	500
Number & direction of cylinders		2V
Voltage/Frequency	[V/Hz]	400/50
Outlet valve		G 1/2" I
Noise	[dB(A)]	79

Perfect 3/270S | 4/270S | 5,5/270S

Type		3/270S	4/270S	5,5/270S
Max. pressure	[bar]	10	10	10
Rated speed	[1/min]	1100	1100	950
Suction amount air	[l/min]	510	810	960
Free air delivery	[l/min]	408	650	750
Motor rated power	[kW]	3	4	5,5
Capacity	[l]	270	270	270
Number & direction of cylinders		3W	2V	3W
Voltage/Frequency	[V/Hz]	400/50	400/50	400/50
Outlet valve		G 1/2" I	G 1/2" I	G 1/2" I
Noise	[dB(A)]	73	76	78


All changes reserved.



Compressors Perfect without air tank on base frame

- Suitable for clients with own air tank
- Contains complete compressor machine set on base frame.
- Package contains also pressure switch, connecting hose piston unit – air tank, 4 m electric cable with 16/400V or 230V connector.

Perfect 1,1PFT | 1,5PFTE | 2,2PFTE | 3PFT | 4PFT | 4TPFT | 5,5PFT | 7,5PFT



Type		1,1PFT	1,5PFTE	2,2PFT	2,2PFTE	3PFT	4PFT	4TPFT	5,5PFT	7,5PFT
Max. pressure	[bar]	10	10	10	10	10	10	12,5	10	10
Rated speed	[1/min]	900	900	1180	1180	1100	1100	1000	950	980
Suction amount air	[l/min]	200	200	390	390	510	810	700	960	1180
Free air delivery	[l/min]	115	115	285	285	408	650	500	750	920
Motor rated power	[kW]	1,1	1,5	2,2	2,2	3	4	4	5,5	7,5
Number & direction of cylinders		1	1	2V	2V	3W	2V	3W	3W	2V
Voltage/Frequency	[V/Hz]	400/50	230/50	400/50	230/50	400/50	400/50	400/50	400/50	400/50
Noise	[dB(A)]	70	70	72	72	73	76	78	78	79

Dimensions and weights

Type		1,1(1,5)/50 (E)	1,1(1,5)/100 (E)	2,2/50 (E)	2,2/100 (E)	2,2/150 (E)	3/100	3/150	3/270	4/150	4/270	4T/150	4T/300	5,5/150
Length	[mm]	1020	1120	1020	1120	1350	1120	1350	1600	1350	1600	1350	1650	1350
Width	[mm]	430	450	430	450	520	450	520	650	520	650	520	700	520
Height	[mm]	780	820	810	850	920	880	950	1050	1000	1100	1000	1100	1050
Weight	[kg]	75	85	90	100	110	120	130	155	150	165	190	195	165

Type		5,5/270	5,5/500	7,5/500	3/270S	4/270S	5,5/270S	1,1(1,5) PFT(E)	2,2 PFT(E)	3 PFT	4 PFT	4 TPFT	5,5 PFT	7,5 PFT
Length	[mm]	1600	1990	1990	700	700	700	500	700	700	700	700	700	800
Width	[mm]	650	650	650	600	600	600	320	380	410	450	430	450	450
Height	[mm]	1130	1300	1350	1750	1800	1850	400	430	450	470	530	530	580
Weight	[kg]	190	250	260	155	165	190	50	65	85	105	115	115	125

All changes reserved.

Your authorized dealer: