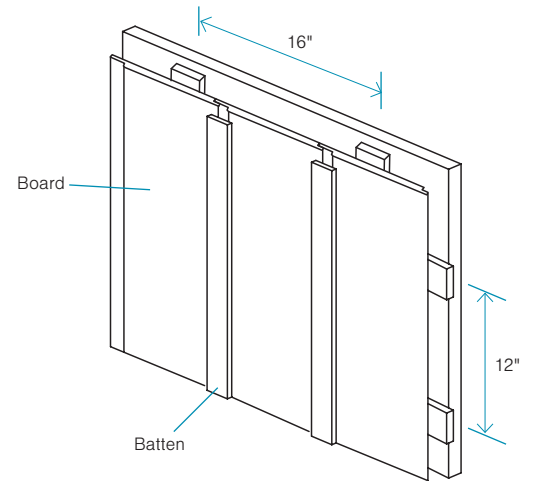
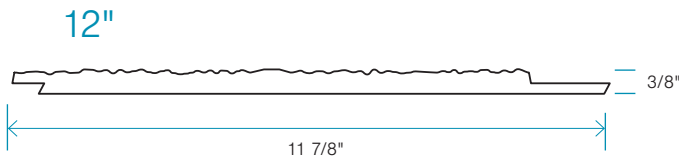
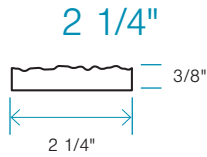


# Board and Batten

## TEXTURED FINISH

### REGULAR INSTALLATION SYSTEM



NOMINAL DIMENSION	INSTALLATION SYSTEM	SUBSTRATE	FINISH	ACTUAL DIMENSIONS	NOMINAL THICKNESS*	CONVERSION FACTOR FT² TO PIECES	INSTALLATION
12" (30.48 cm)	Hidden fasteners	HDF	Textured	11 7/8" (30.16 cm)	3/8" (9.53 mm)	11 ft²	Vertically
2 1/4" (5.72 cm)	Regular	HDF	Textured	2 1/4" (5.72 cm)	3/8" (9.53 mm)	11 ft²	Vertically

## General Specifications

### SUBSTRATE

- High-density fiberboard (HDF);
- 960 kg/m³;
- Substrate available in a textured finish;
- Exclusively made of hardwood species.

### PACKAGING

#### BOARD

- 12' (3.66 m) lengths in bundles;
- Bundles of 4 boards;
- 44 sq. ft. covering per package;
- 30 bundles per pallet.

#### BATTEN

- 12' (3.66 m) lengths in bundles;
- Bundles of 8 battens;
- 45 bundles per pallet.

### AVAILABLE COLOURS

- 6 colours: White, Granite, Sand, Black, Mist Grey and Midnight Blue;
- Solid colours.

### FACTORY-STAINING

- Factory-coated in a controlled environment for maximum paint absorption and retention. This also provides increased protection from the damaging effects of the sun and the elements;
- Heat-cured paint proven for its durability against erosion and fading.

## Board and Batten

### Preparing the Wall for Installation

Siding must be installed over a standard maximum 16" on centre stud built wall with OSB (oriented strand board) sheathing or plywood, and an approved water-resistive barrier. The final step in preparing the wall for siding is to nail furring strips where required into the studs according to all applicable building codes and the Maibec CanExel™ installation requirements.

When used in combination with ventilation and drainage accessories, these furring strips create a continuous air gap between the siding and the water-resistive barrier. For details, see the Installation Guide at [maibec.com](http://maibec.com).

### Installation Systems

#### **NAILS**

Use corrosion-resistant nails with a minimum 0.113" diameter shank and a 0.240" head.

Maintain a minimum 1-1/4" fastener penetration into the stud, strapping, sheathing, or combination thereof.

**DO NOT USE STAPLES.**

### Complementary accessories

#### **MAIBEC CANEXEL™ ACCESSORIES**

Whether it is aluminum joints, ventilated strips, touch-up stain, Maibec offers a complete range of complementing siding products of proven superior quality.

