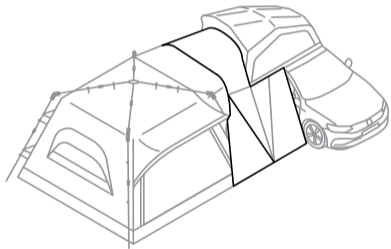


# Quick Base Canopy Connector Air 2 Low



**12 + 1x**  
T-Pegs



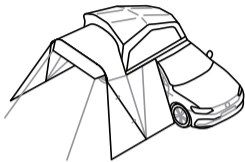
**2x**  
Pole Thick



**1x**  
Pole Thin

**A**

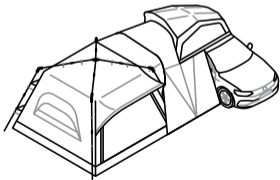
# Canopy



A | 3-14

**B**

# Canopy + Quick Base



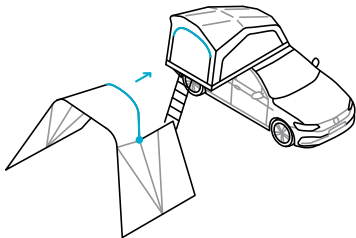
B | 15-24

**1**

# Instructions

**A**

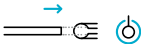
## Canopy



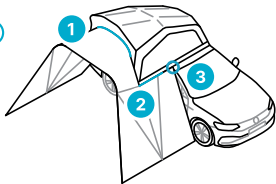
1



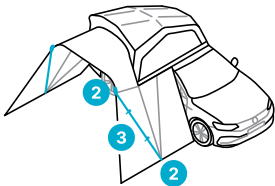
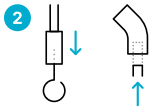
2



3

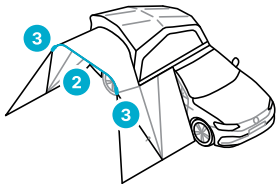
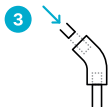


### 3 Add 2x Pole Thick

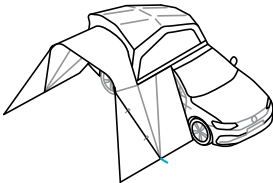


**4**

# Add 1x Pole Thin



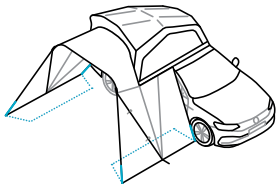
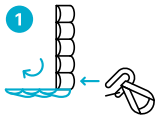
5



A | 7

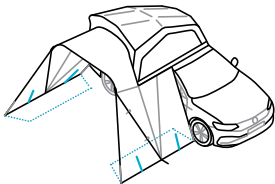
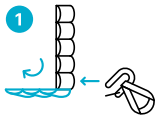
**6**

# Adjust height

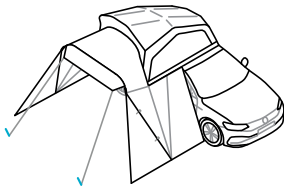


7

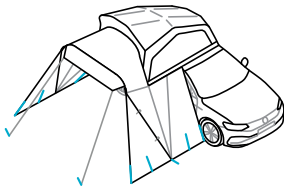
## Adjust height



## 8 Spread the canopy forward

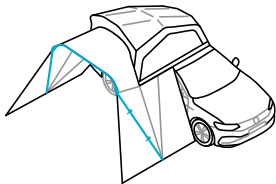


# 1 Deconstruction

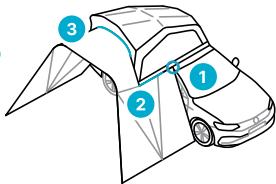


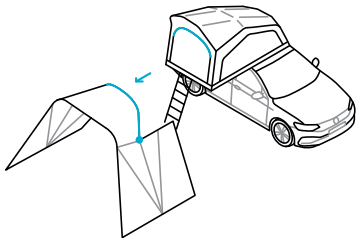
2

Remove



A | 12



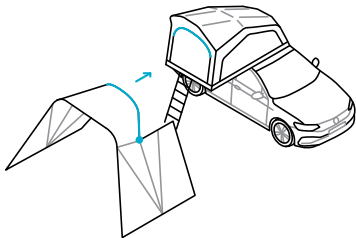


**1**

# Instructions

**B**

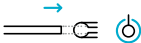
## Canopy + Quick Base



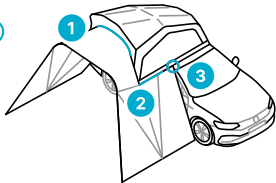
1



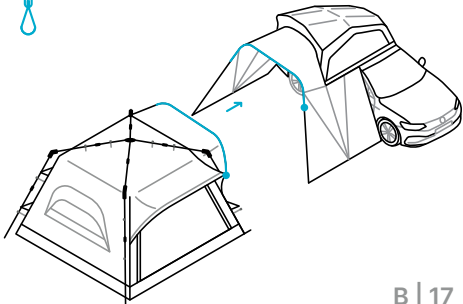
2



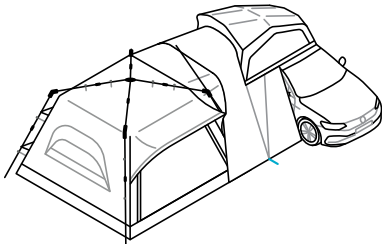
3



### 3 Add 1x Quick Base



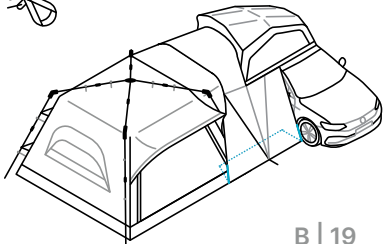
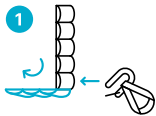
4



B | 18

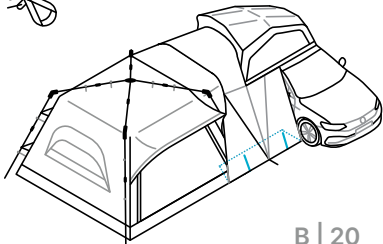
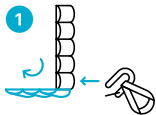
**5**

# Adjust height

**B | 19**

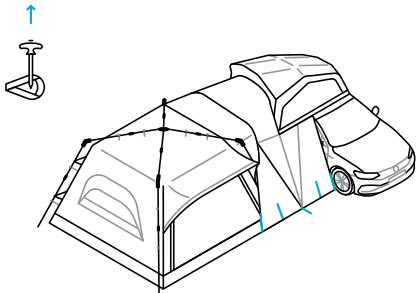
6

## Adjust height

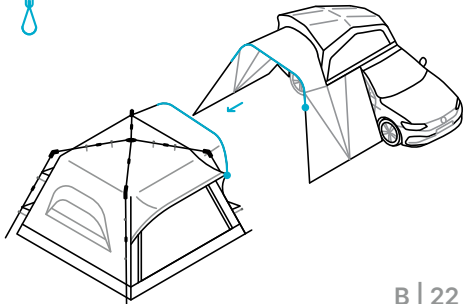


B | 20

# 1 Deconstruction



2



B | 22

