



blumfeldt

## Aruba

Hollywoodschaukel  
Swing Chair  
Balancelle  
Dondolo Hollywood  
Columpio para jardín

10030685 10033574





**Sehr geehrter Kunde,**

wir gratulieren Ihnen zum Erwerb Ihres Gerätes. Lesen Sie die folgenden Hinweise sorgfältig durch und befolgen Sie diese, um möglichen Schäden vorzubeugen. Für Schäden, die durch Missachtung der Hinweise und unsachgemäßen Gebrauch entstehen, übernehmen wir keine Haftung. Scannen Sie den folgenden QR-Code, um Zugriff auf die aktuellste Bedienungsanleitung und weitere Informationen rund um das Produkt zu erhalten.

**Dear Customer,**

Congratulations on purchasing this device. Please read the following instructions carefully and follow them to prevent possible damages. We assume no liability for damage caused by disregard of the instructions and improper use. Scan the QR code to get access to the latest user manual and more product information.

**Estimado cliente,**

Le felicitamos por la adquisición de este producto. Lea atentamente las siguientes instrucciones y sígalas para evitar posibles daños. No asumimos ninguna responsabilidad por los daños causados por el incumplimiento de las instrucciones y el uso inadecuado. Escanee el siguiente código QR para obtener acceso a la última guía del usuario y más información sobre el producto.

**Chère cliente, cher client,**

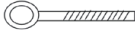



Toutes nos félicitations pour l'acquisition de ce nouvel appareil. Veuillez lire attentivement et respecter les instructions de ce mode d'emploi afin d'éviter d'éventuels dommages. Nous ne saurions être tenus pour responsables des dommages dus au non-respect des consignes et à la mauvaise utilisation de l'appareil. Scannez le QR-Code pour obtenir la dernière version du mode d'emploi et des informations supplémentaires concernant le produit.

**Gentile cliente,**



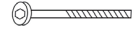











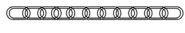

La ringraziamo per aver acquistato il dispositivo. La preghiamo di leggere attentamente le seguenti istruzioni per l'uso e di seguirle per evitare possibili danni. Non ci assumiamo alcuna responsabilità per danni scaturiti da una mancata osservazione delle avvertenze di sicurezza e da un uso improprio del dispositivo. Scansionare il codice QR seguente, per accedere al manuale d'uso più attuale e per ricevere informazioni sul prodotto.



## EINZELTEILE RAHMEN

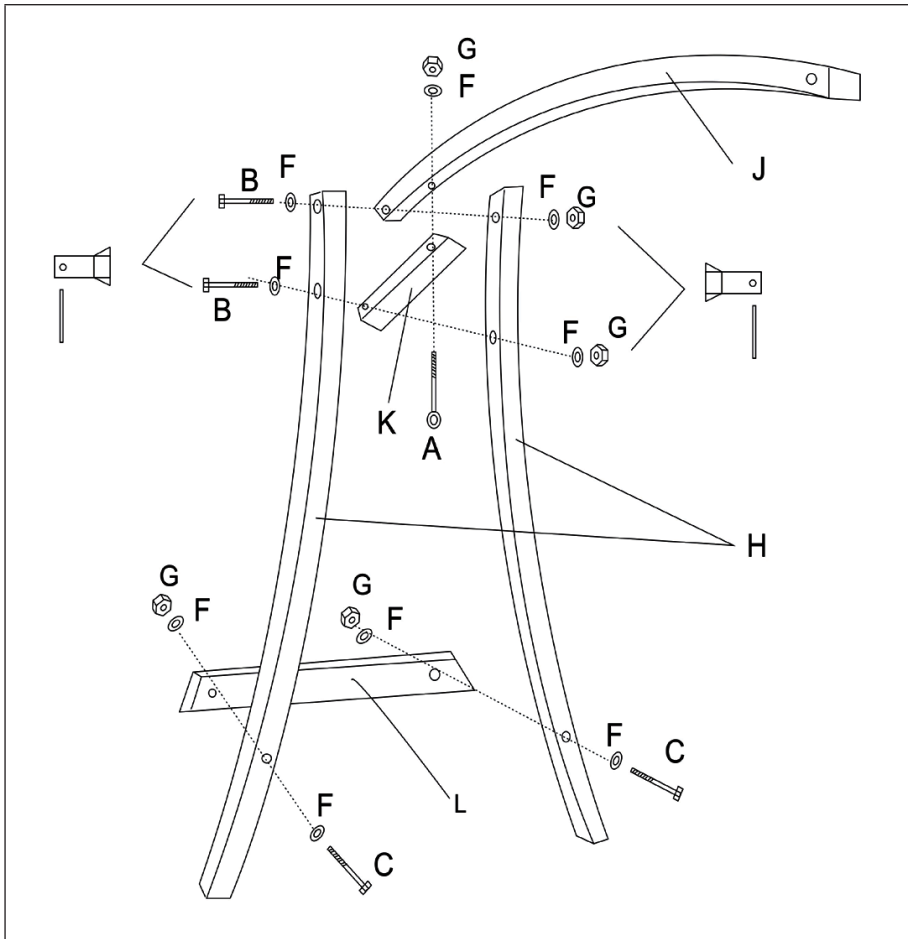
A		Schraube	10*110mm	2
B		Schraube	10*190mm	4
C		Schraube	10*100mm	4
D		Schraube	8*60mm	4
E		Schraube	6*40mm	14
F		Unterlegscheibe		20
G		Mutter		10
H		Bein		4
J		Verbindungsbogen		1
K		Bogenende		2
L		Bein		2
M		Dachteil		2
N		Dachteil		1
O		Dachteil		2
P		Dachteil		2
Q		Dachteil		4
R		Inbusschlüssel		1
S		Schlüsselgriff		2

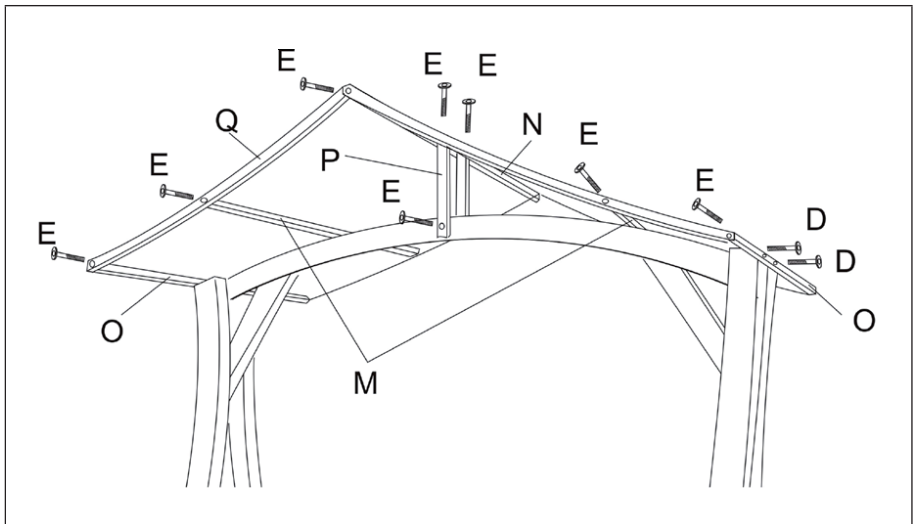
## EINZELTEILE SITZFLÄCHE

A		Schraube	10*70mm	4
B		Schraube	8*110mm	4
C		Schraube	8*55mm	2
D		Schraube	6*50mm	44
E		Unterlegscheibe		4
F		Mutter		4
G		Holzleiste		22
H		Holzbogen		2
J		Holzbogen		2
K		Holzbogen		2
L		Holzleiste		2
M		Mutter		6
N		Inbusschlüssel		2
O		Karabiner		6
P		Kette		4
Q		Kette		4

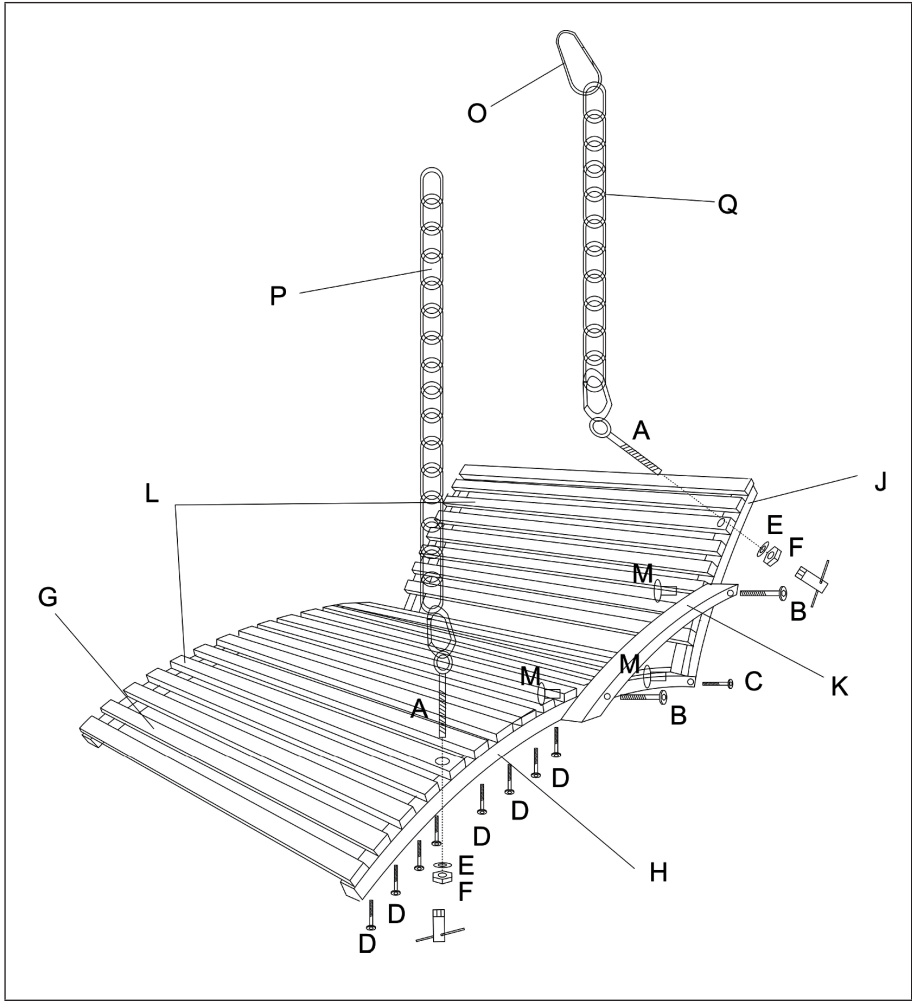
# ZUSAMMENBAU

## Zusammenbau des Rahmens





Zusammenbau der Sitzfläche





















## Fertig zusammengebaute Hollywoodschaukel



## INDIVIDUAL PARTS FRAME

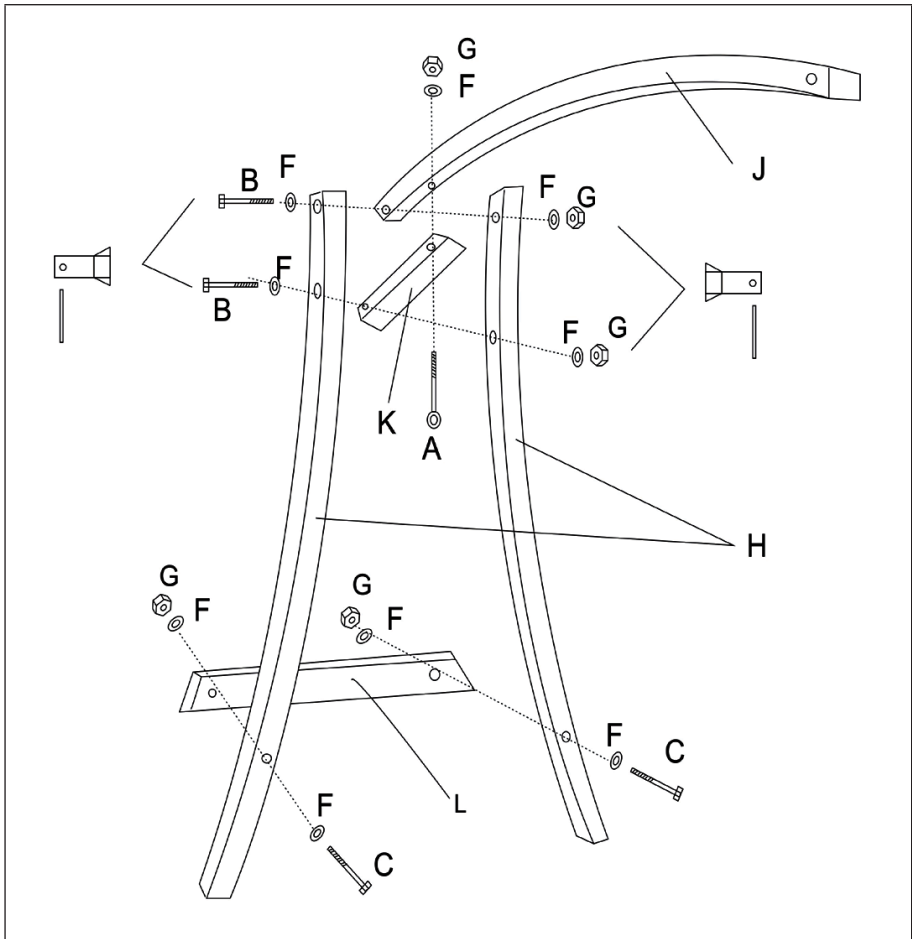
A		Screw	10*110mm	2
B		Screw	10*190mm	4
C		Screw	10*100mm	4
D		Screw	8*60mm	4
E		Screw	6*40mm	14
F		Washer		20
G		Nut		10
H		Leg		4
J		Connecting arc		1
K		Arc end		2
L		Leg		2
M		Roof part		2
N		Roof part		1
O		Roof part		2
P		Roof part		2
Q		Roof part		4
R		Allen key		1
S		Key handle		2

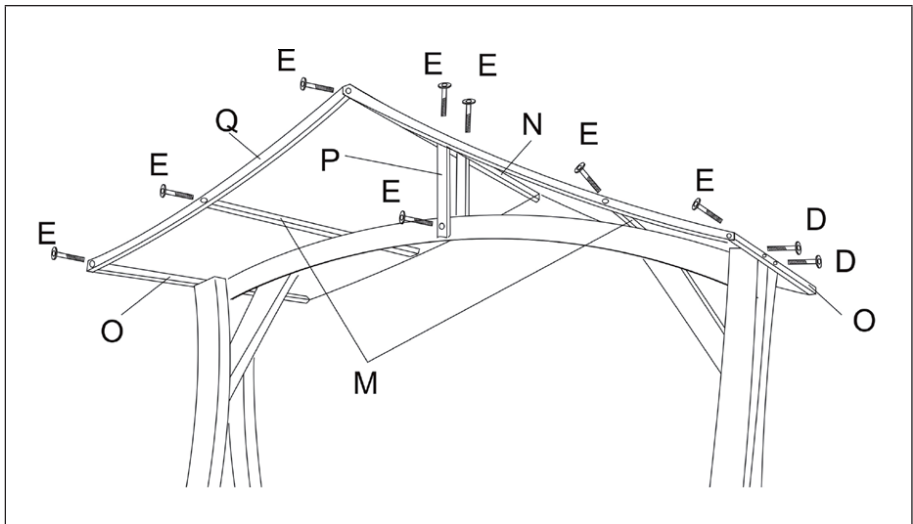
## INDIVIDUAL SEAT PARTS

A		Screw	10*70mm	4
B		Screw	8*110mm	4
C		Screw	8*55mm	2
D		Screw	6*50mm	44
E		Washer		4
F		Nut		4
G		Wooden strip		22
H		Wooden bow		2
J		Wooden bow		2
K		Wooden bow		2
L		Wooden strip		2
M		Nut		6
N		Allen key		2
O		Carabiner		6
P		Chain		4
Q		Chain		4

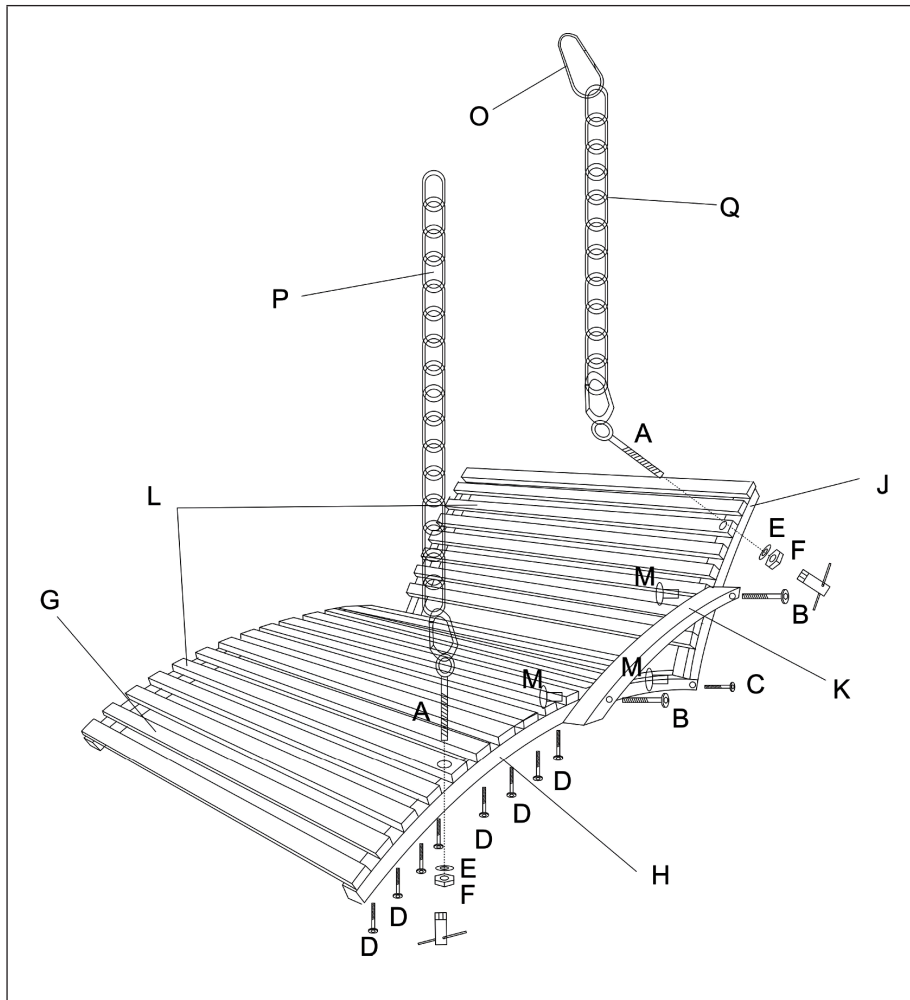
# ASSEMBLY

## Assembly of the frame





Assembly of the seat



Fully assembled swing seat



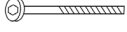















## MARCO DE UNA PIEZA

A		Tornillo	10*110mm	2
B		Tornillo	10*190mm	4
C		Tornillo	10*100mm	4
D		Tornillo	8*60mm	4
E		Tornillo	6*40mm	14
F		Arandela		20
G		Tuerca		10
H		Pata		4
J		Arco de conexión		1
K		Final de arco		2
L		Pata		2
M		Parte del techo		2
N		Parte del techo		1
O		Parte del techo		2
P		Parte del techo		2
Q		Parte del techo		4
R		Llave Allen		1
S		Agarre de cierre		2

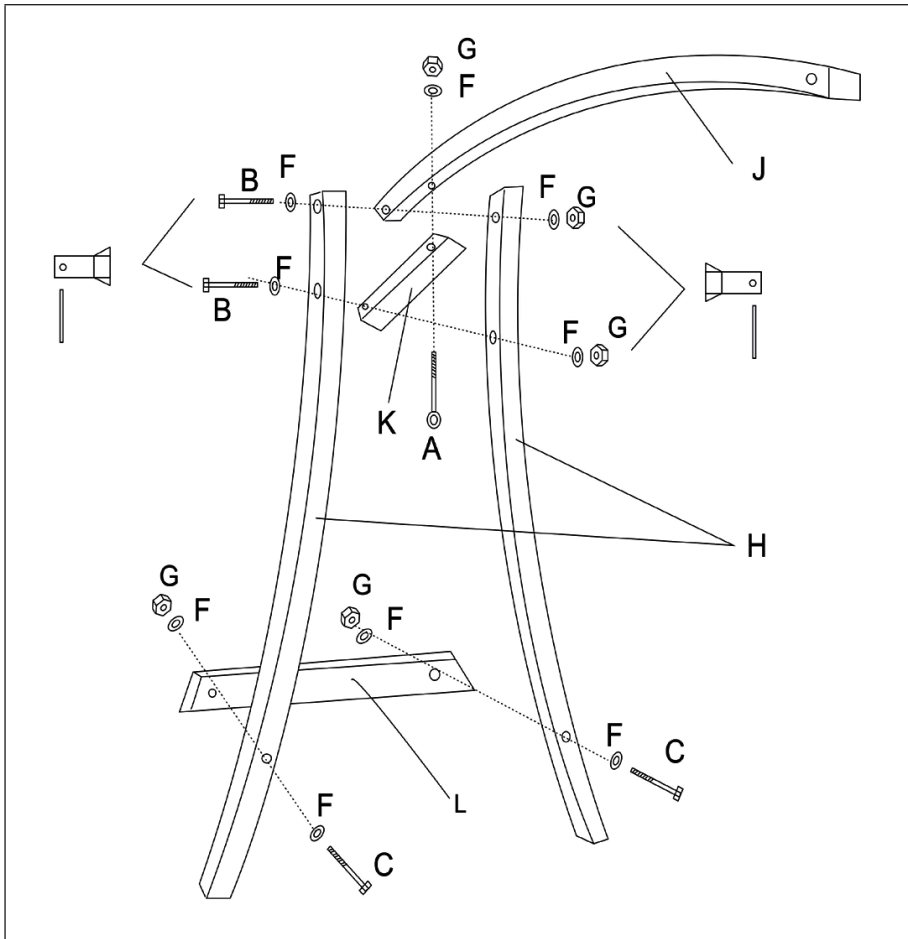


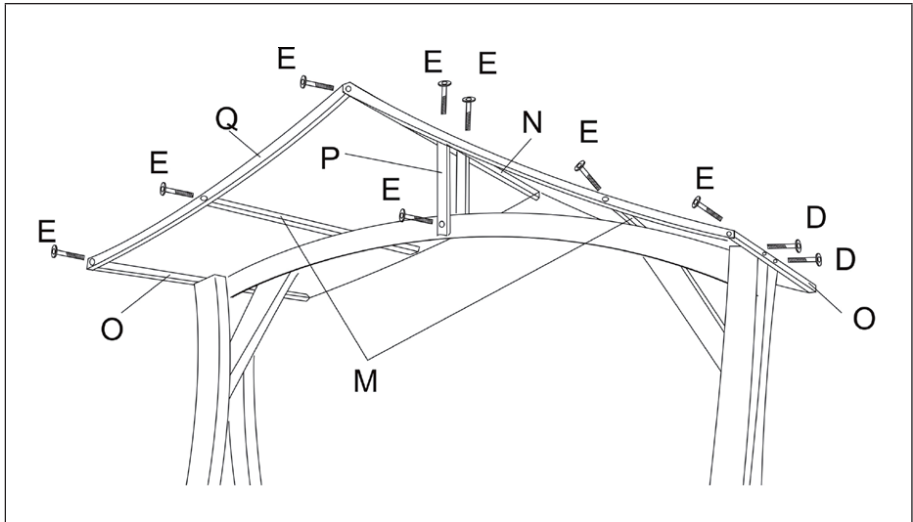
## SUPERFICIE DE ASIENTO DE UNA PIEZA

A		Tornillo	10*70mm	4
B		Tornillo	8*110mm	4
C		Tornillo	8*55mm	2
D		Tornillo	6*50mm	44
E		Arandela		4
F		Tuerca		4
G		Listón de madera		22
H		Arco de madera		2
J		Arco de madera		2
K		Arco de madera		2
L		Listón de madera		2
M		Tuerca		6
N		Llave Allen		2
O		Mosquetón		6
P		Cadena		4
Q		Cadena		4

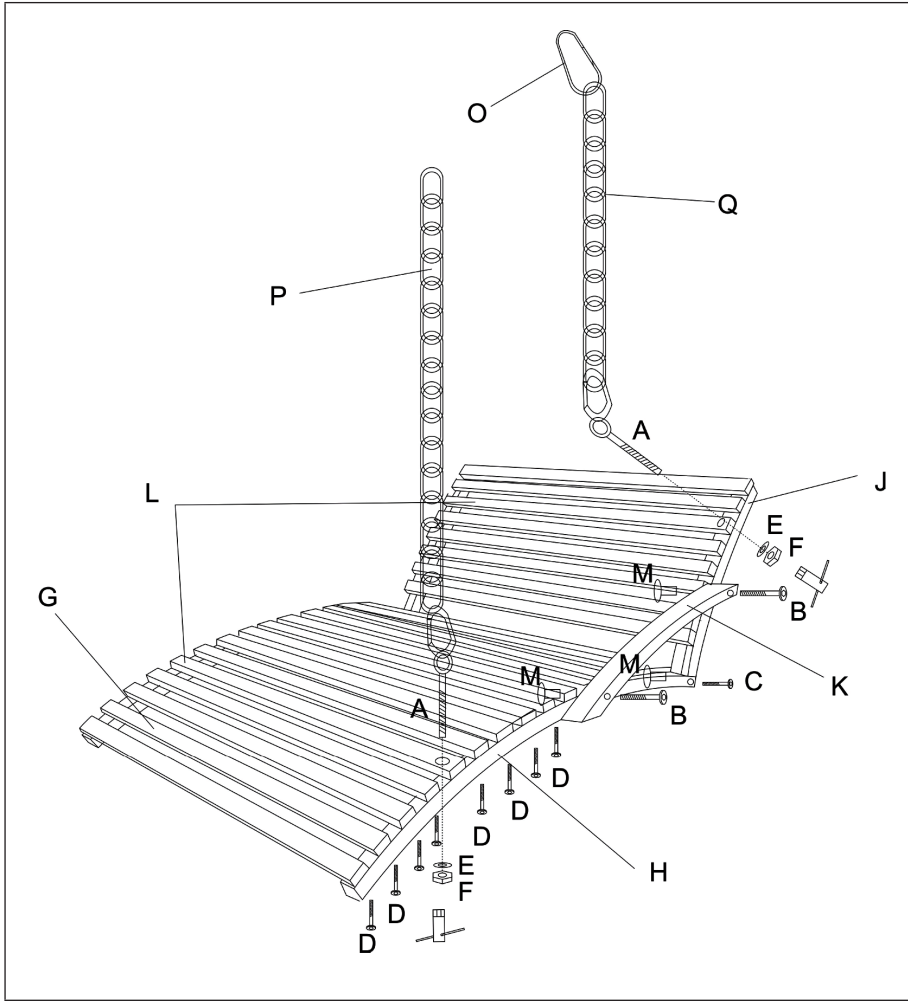
# MONTAJE

## Montaje del marco





Montaje de la superficie de asiento



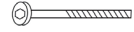















**Balancín montado y listo**

## PIÈCES DÉTACHÉES DE LA STRUCTURE

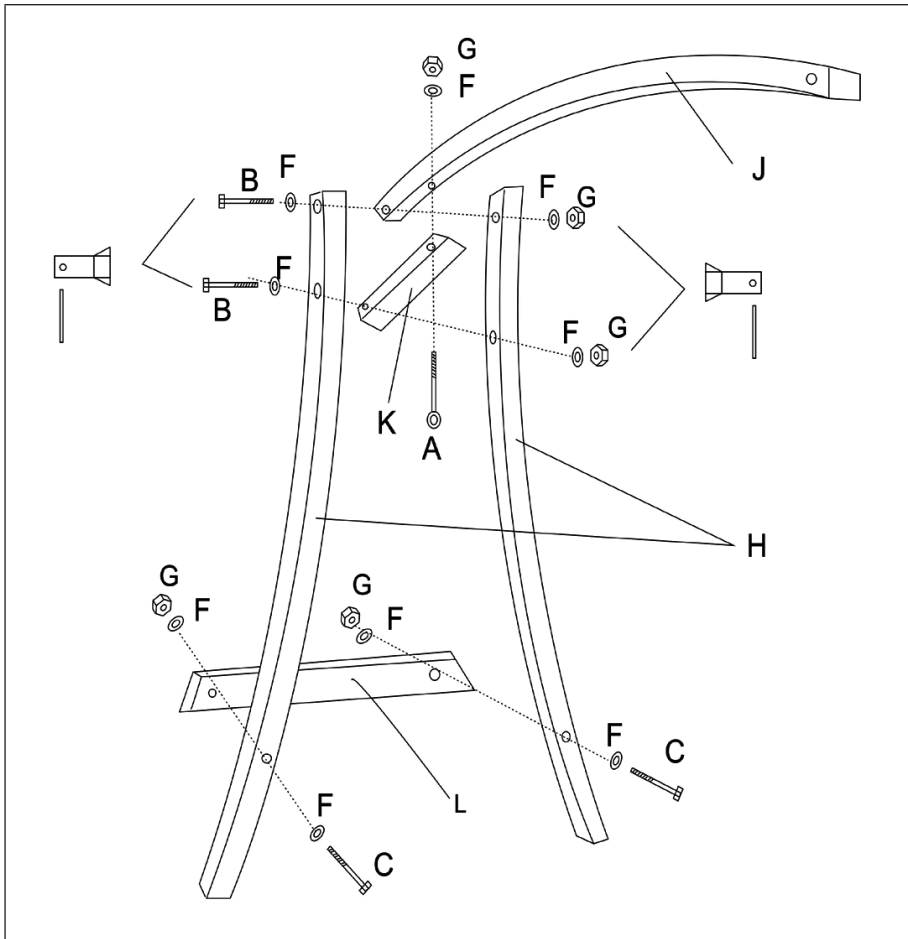
A		Vis	10*110mm	2
B		Vis	10*190mm	4
C		Vis	10*100mm	4
D		Vis	8*60mm	4
E		Vis	6*40mm	14
F		Rondelle		20
G		Écrou		10
H		Pied		4
J		arc de liaison		1
K		extrémité de l'arc		2
L		Pied		2
M		Partie du toit		2
N		Partie du toit		1
O		Partie du toit		2
P		Partie du toit		2
Q		Partie du toit		4
R		Clé Allen		1
S		manche de la clé		2

## PIÈCES DÉTACHÉES DE L'ASSISE

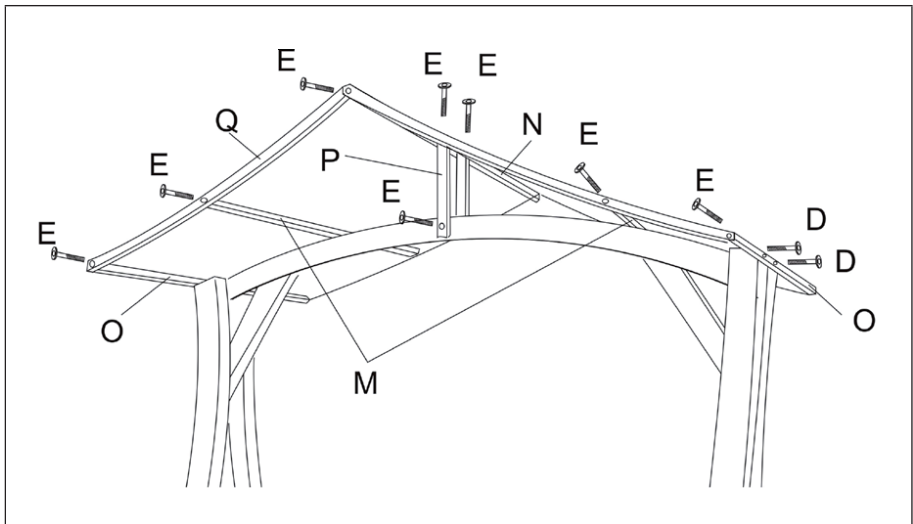
A		Vis	10*70mm	4
B		Vis	8*110mm	4
C		Vis	8*55mm	2
D		Vis	6*50mm	44
E		Rondelle		4
F		Écrou		4
G		bande de bois		22
H		arc en bois		2
J		arc en bois		2
K		arc en bois		2
L		bande de bois		2
M		Écrou		6
N		Clé Allen		2
O		Mousqueton		6
P		Chaîne		4
Q		Chaîne		4

# ASSEMBLAGE

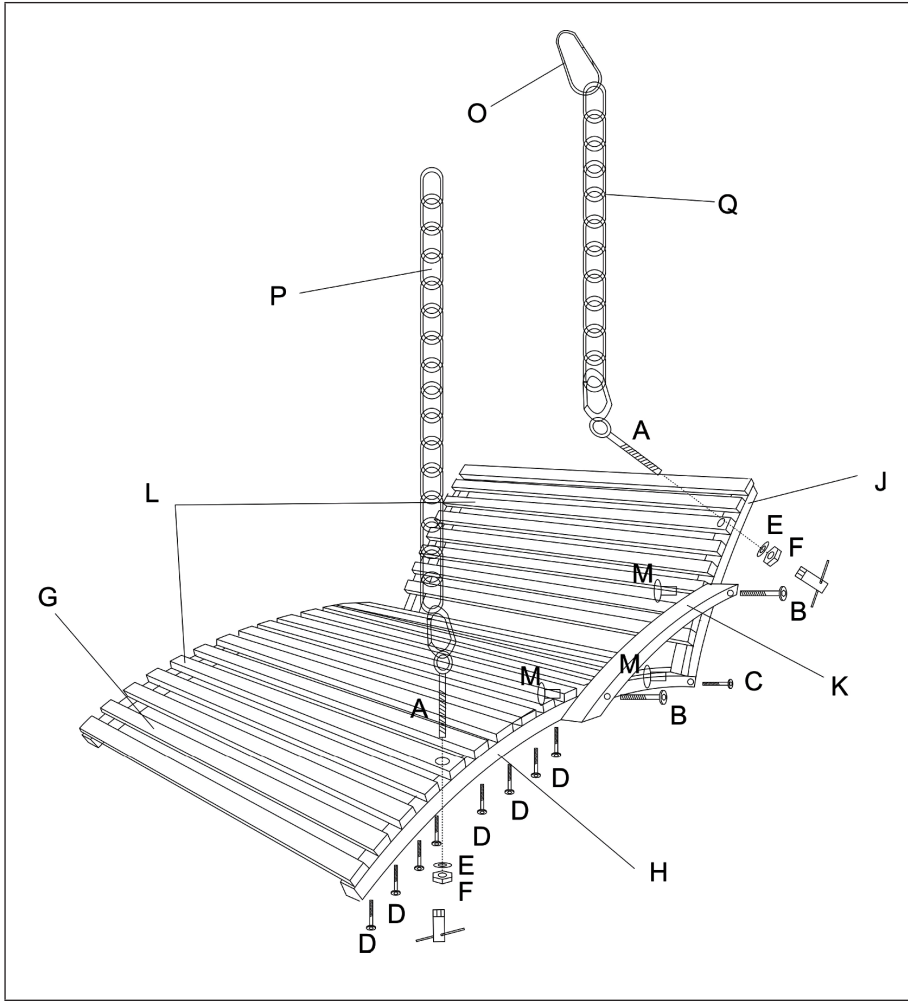
## Assemblage de la structure







Assemblage de l'assise



















**Balancelle entièrement assemblée**

## SINGOLI COMPONENTI DEL TELAIO

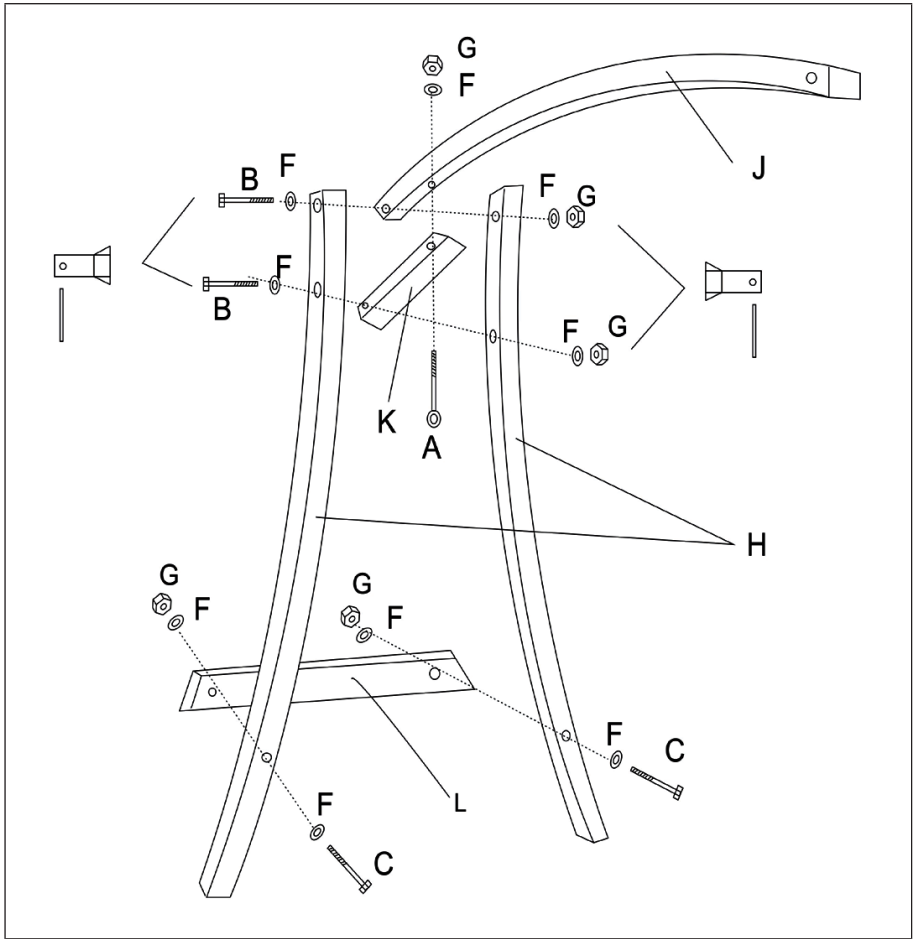
A		Vite	10*110mm	2
B		Vite	10*190mm	4
C		Vite	10*100mm	4
D		Vite	8*60mm	4
E		Vite	6*40mm	14
F		Rondella		20
G		Dado		10
H		Gamba		4
J		Arco di collegamento		1
K		Estremità dell'arco		2
L		Gamba		2
M		Parte del tetto		2
N		Parte del tetto		1
O		Parte del tetto		2
P		Parte del tetto		2
Q		Parte del tetto		4
R		Chiave a brugola		1
S		Impugnatura della chiave		2

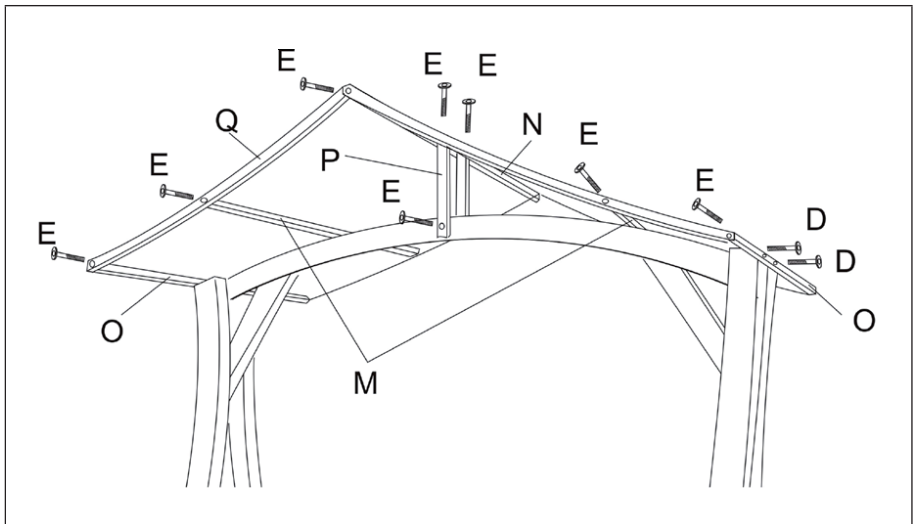
## SINGOLI COMPONENTI DELLA SUPERFICIE DI SEDUTA

A		Vite	10*70mm	4
B		Vite	8*110mm	4
C		Vite	8*55mm	2
D		Vite	6*50mm	44
E		Rondella		4
F		Dado		4
G		Asse di legno		22
H		Arco di legno		2
J		Arco di legno		2
K		Arco di legno		2
L		Asse di legno		2
M		Dado		6
N		Chiave a brugola		2
O		Moschettone		6
P		Catena		4
Q		Catena		4

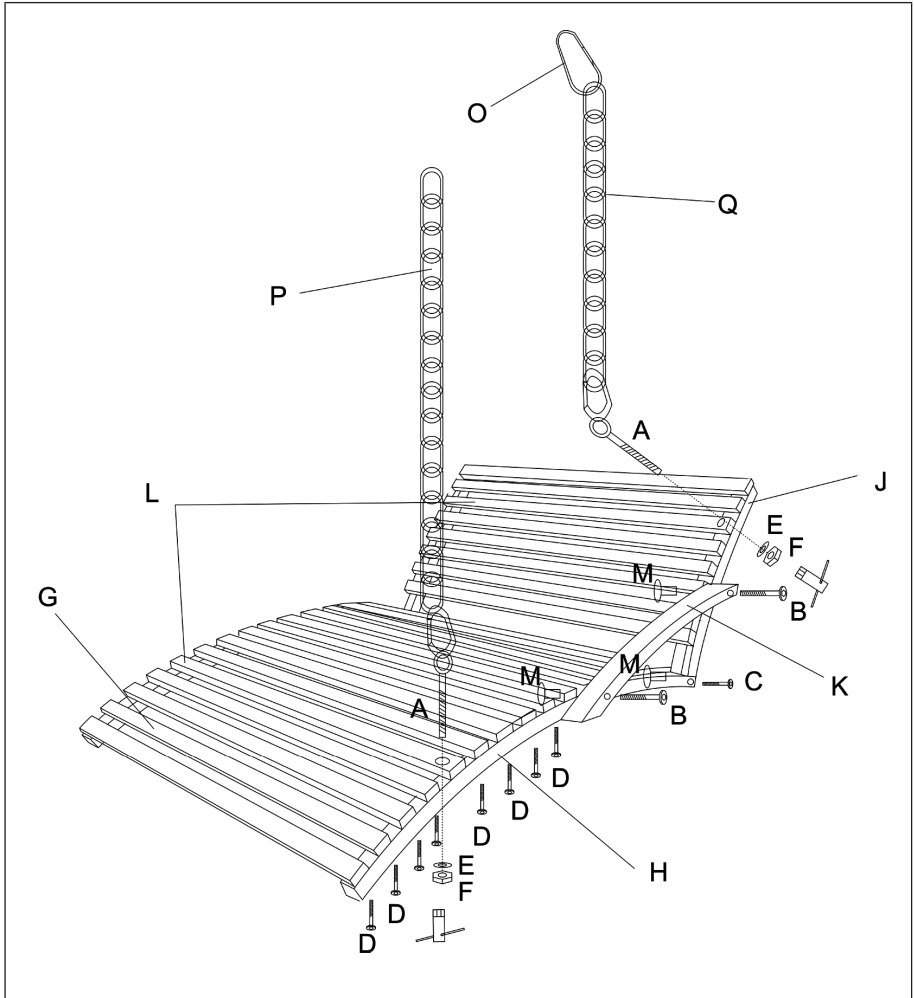
# MONTAGGIO

## Montaggio del telaio





## Montaggio della superficie di seduta





**Dondolo Hollywood completamente montato**

---

## **HERSTELLER**

---

**Manufacturer | Fabricante | Fabricant | Produttore**

Chal-Tec GmbH, Wallstraße 16, 10179 Berlin, Deutschland (Germany).

---

## **IMPORTEUR FÜR GROSSBRITANNIEN**

---

**Importer for Great Britain | Importador para Gran Bretaña | Importateur pour la Grande Bretagne | Importatore per la Gran Bretagna**

Berlin Brands Group UK Limited  
PO Box 42  
272 Kensington High Street  
London, W8 6ND  
United Kingdom



