

296
[11²¹/₃₂]

25
[63/₆₄]

85
[3¹¹/₃₂]

15
[19/₃₂]

20
[25/₃₂]

60
[2²³/₆₄]

85
[3¹¹/₃₂]

25
[63/₆₄]

200
[7⁷/₈]

Ø82
[Ø3¹⁵/₆₄]

43
[1¹¹/₁₆]

62
[2⁷/₁₆]

17
[43/₆₄]

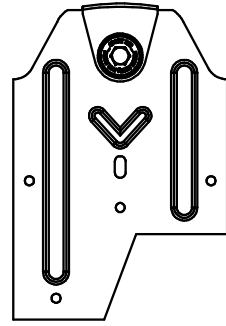
216
[8¹/₂]

Ø82
[Ø3¹⁵/₆₄]

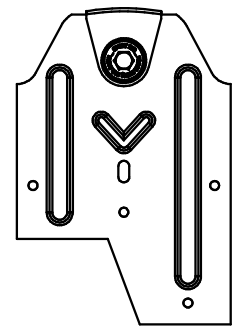
Ø82,5
[Ø2¹/₆₄]

Monture fixation sur plat, galet en fonte sur cage à rouleaux.
Capacité : 250 Kg par panneau

Side fixing hanger, equipped with cast iron wheel mounted on needle-cage-bearing.
Maximum load : 250 Kg per panel




Monture gauche
Left hanger



Monture droite
Right hanger

La monture gauche et la monture droite sont livrées ensemble.
The left hanger and the right one are delivered together.

 FERRURES DE PORTES COUISSANTES MANUFACTURING FOR WOOD RAIL 7, rue Gay Lussac 25000 BESANCON	Référence Item Nr: 0250F	Rail associé Combined track: FER PLAT 50X10 FLAT TRACK 50x10
---	------------------------------------	---