

ALLOCATION OF PLACES PER NATIONAL LEAGUE

The number of places per national league is allocated with the help of the CHL league ranking. This tool calculates the performance of teams in every CHL season and the better the teams perform, the more qualification places a league can be awarded. However, the six shareholder leagues remain ranked 1 – 6, while all challenger leagues follow in accordance. **Due to Covid-19 related impacts, the places for 2022/23 are allocated with the status of the CHL League Ranking at the end of the 2019/20 season.**

According to the CHL League Ranking, each Shareholder League will receive the following number of places in the 2022/23 season:







- 5 places: Sweden and Switzerland
- 4 places: Germany and Finland
- 3 places: Czech Republic and Austria

THE QUALIFICATION SYSTEM

Teams must earn their place in the CHL in their domestic leagues on the ice. Teams must achieve one of the following criteria in order to become a CHL contestant:

1. CHL champions
2. National league champions
3. Regular season winners
4. Regular season runners-up
5. Regular season 3rd placed team
6. Regular season 4th placed team
7. Regular season 5th placed team

The exceptions to this rule include the United Kingdom, as the EIHL, in line with their tradition, determines their national champion following the regular season (not in the playoffs).

Position	League	Shareholder League	Points 2019/20 100%	Points 2018/19 75%	Points 2017/18 50%	Points 2016/17 25%	Total Points
1	 Sweden	X	100 (100)	100 (75)	100 (50)	95 (24)	249
2	 Switzerland	X	90 (90)	95 (71)	80 (40)	100 (25)	226
3	 Germany	X	95 (95)	80 (60)	85 (43)	75 (19)	217
4	 Finland	X	80 (80)	85 (64)	90 (45)	90 (23)	212
5	 Czech Republic	X	85 (85)	75 (56)	95 (48)	85 (21)	210
6	 Austria	X	70 (70)	90 (68)	75 (38)	65 (16)	192
7	 Belarus		75 (75)	60 (45)	70 (35)	80 (20)	175
8	 United Kingdom		70 (70)	40 (30)	65 (33)	60 (15)	148
9	 France		55 (55)	70 (53)	50 (25)	45 (11)	144
10	 Slovakia		55 (55)	55 (41)	60 (30)	70 (18)	144
11	 Norway		40 (40)	70 (53)	55 (28)	50 (13)	134
12	 Poland		60 (60)	50 (38)	50 (25)	40 (10)	133
13	 Denmark		55 (55)	50 (38)	50 (25)	60 (15)	133