


























Traffic Signs that the Government has agreed to Implement

Our application to the DfT will state our intention to enforce all of the traffic signs that the government has agreed to implement. These are the following signs:

Description	Sign	Description	Sign
Vehicular traffic must proceed in the direction indicated by the arrow.		Motor vehicles prohibited.	
Vehicular traffic must turn ahead in the direction indicated by the arrow.		Motor vehicles except solo motorcycles prohibited.	
Vehicular traffic must keep to the left/right of the sign indicated by the arrow.		Solo motorcycles prohibited.	
No right turn for vehicular traffic.		Goods vehicles exceeding the maximum gross weight indicated on the goods vehicle symbol prohibited.	
No left turn for vehicular traffic.		One-way traffic.	
No U-turns for vehicular traffic.		Buses prohibited.	
Priority must be given to vehicles from the opposite direction.		Route for use by buses, pedal cycles and taxis only.	
No entry for vehicular traffic (when the restriction or prohibition is one that may be indicated by another traffic sign subject to civil enforcement).		Route for use by tramcars only.	
All vehicles prohibited except non-mechanically propelled vehicles being pushed by pedestrians.		Route for use by pedal cycles only.	

Consultation on proposed sites for new measures to enforce traffic restrictions

Description	Sign	Description	Sign
Entry to and waiting in a pedestrian zone restricted.		Entry to and waiting in a pedestrian and cycle zone restricted.	
Route for use by pedal cycles and by pedestrians only.		With-flow cycle lane.	
Route comprising two ways, for use by pedal cycles and pedestrians only.		Contra-flow cycle lane.	
Box junction markings.			
Part of the carriageway outside an entrance where vehicles must not stop when the marking is placed in conjunction with the prescribed upright sign which includes the symbol at Schedule 4, Part 3, item 10.	