

# CONNECTING SHEFFIELD

Better travel choices

Junction vehicle counts:  
Little London Road /  
Broadfield Road  
Section 3 of 9

# Sheaf Valley Cycle Route

## Traffic Monitoring Data



## | Little London Road / Broadfield Road junction count – Introduction

In order to monitor and evaluate the success of the Sheaf Valley Cycle Route, we have conducted a range of traffic monitoring surveys at a number of locations across Sheaf Valley and the surrounding areas.

These surveys capture the movements of motor vehicles, cyclists and pedestrians. We surveyed key roads and junctions where we anticipated a potential change in travel as a result of the scheme, including areas of traffic displacement.

Changes to vehicle counts at junctions were calculated by conducting surveys before and after the measures were put in place. The surveys prior to the Cycle Route coming into effect took place in June 2021, while the surveys measuring traffic counts after the Cycle Route changes came into effect took place in June 2023.

The findings of all these surveys have been compiled and presented in 9 separate documents.

This is document 3 of 9, and provides an overview of the number of motor vehicles that we counted at the junction of Little London Road and Broadfield Road via traffic monitoring surveys.

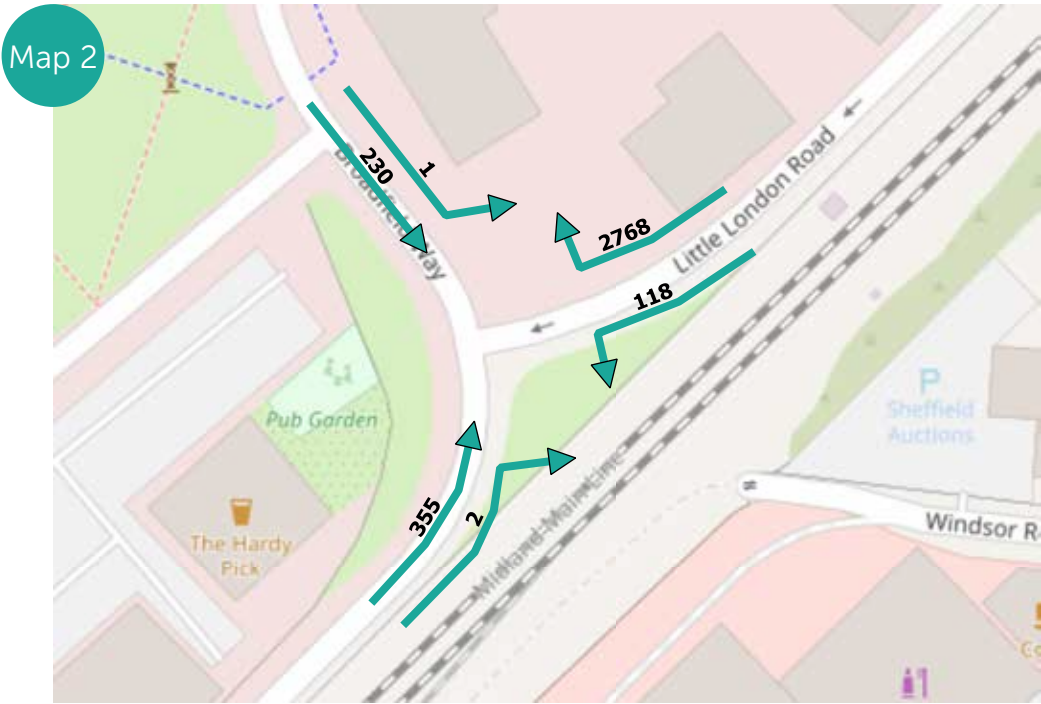
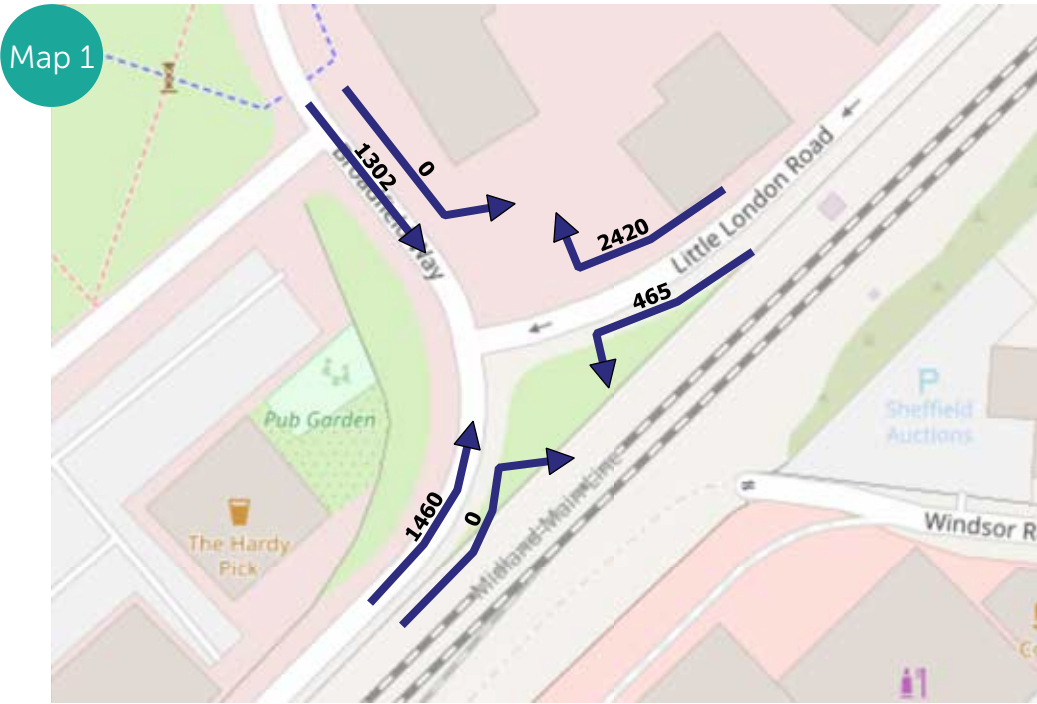
These documents have been created to illustrate changes in travel before and after the Sheaf Valley Cycle Route scheme came into effect. The full committee report on the scheme will provide context to the data presented in this document, and how it informs the recommendations on the future of the scheme.

# Number of motor vehicles: Little London Road / Broadfield Road 12 hour count

We counted the number of motor vehicles at the junction of Little London Road and Broadfield Road between 7am and 7pm. Map 1 shows the number of vehicles counted during the surveys in June 2021. Map 2 shows the number of vehicles counted during the surveys in June 2023. The arrows show the direction of travel of the vehicles we counted.

Average number of motor vehicles travelling through the Little London Road / Broadfield Road junction before the scheme (June 2021)

Average number of motor vehicles travelling through the Little London Road / Broadfield Road junction after the scheme (June 2023)



Key  
 Direction and number of vehicles counted at junction in June 2021

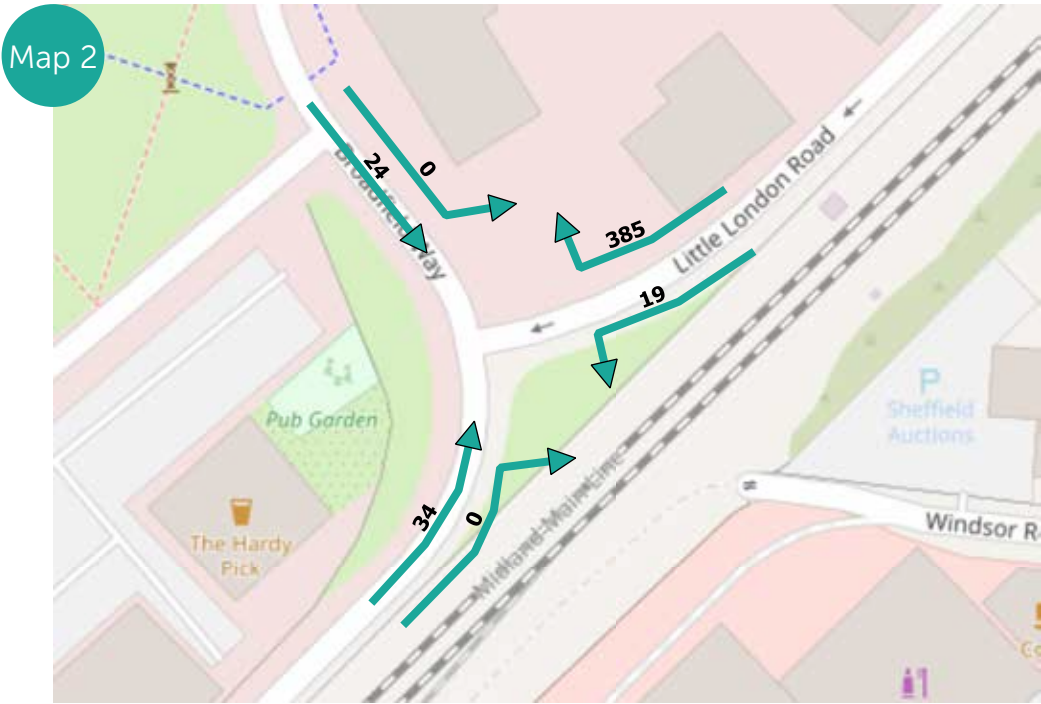
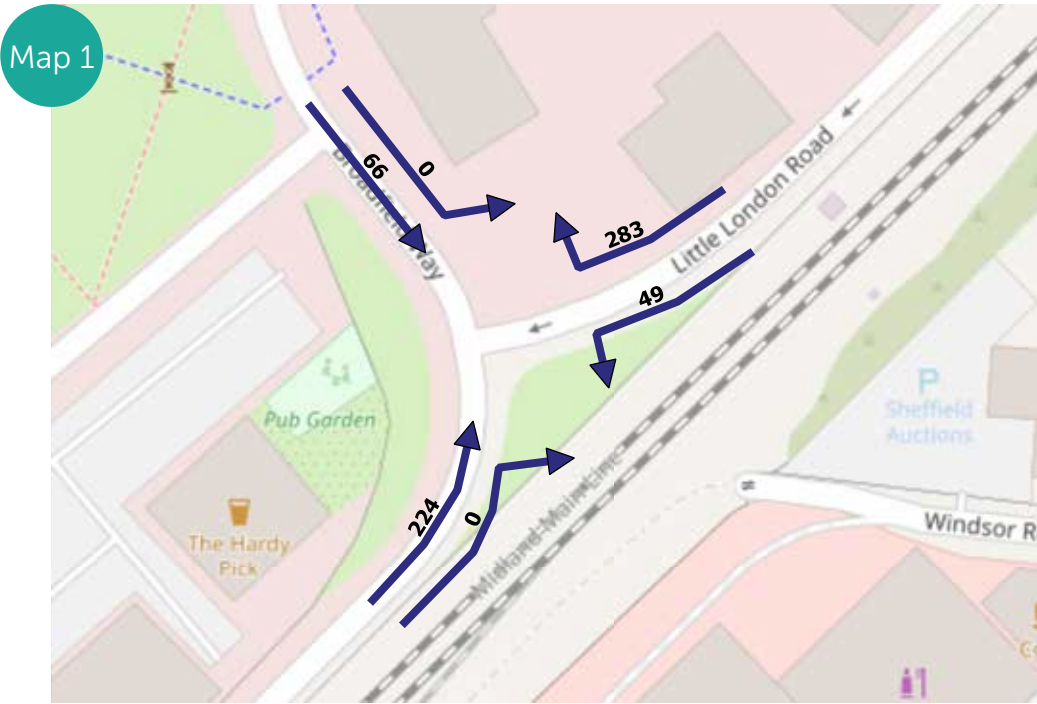
Key  
 Direction and number of vehicles counted at junction in June 2023

# Number of motor vehicles: Little London Road / Broadfield Road morning traffic count

We counted the number of motor vehicles at the junction of Little London Road and Broadfield Road during the peak time of morning traffic, between 8am and 9am. Map 1 shows the number of vehicles counted during the surveys in June 2021. Map 2 shows the number of vehicles counted during the surveys in June 2023. The arrows show the direction of travel of the vehicles we counted.

Average number of motor vehicles travelling through the Little London Road / Broadfield Road junction in the morning before the scheme (June 2021)

Average number of motor vehicles travelling through the Little London Road / Broadfield Road junction in the morning after the scheme (June 2023)



Key  
 Direction and number of vehicles counted at junction in June 2021

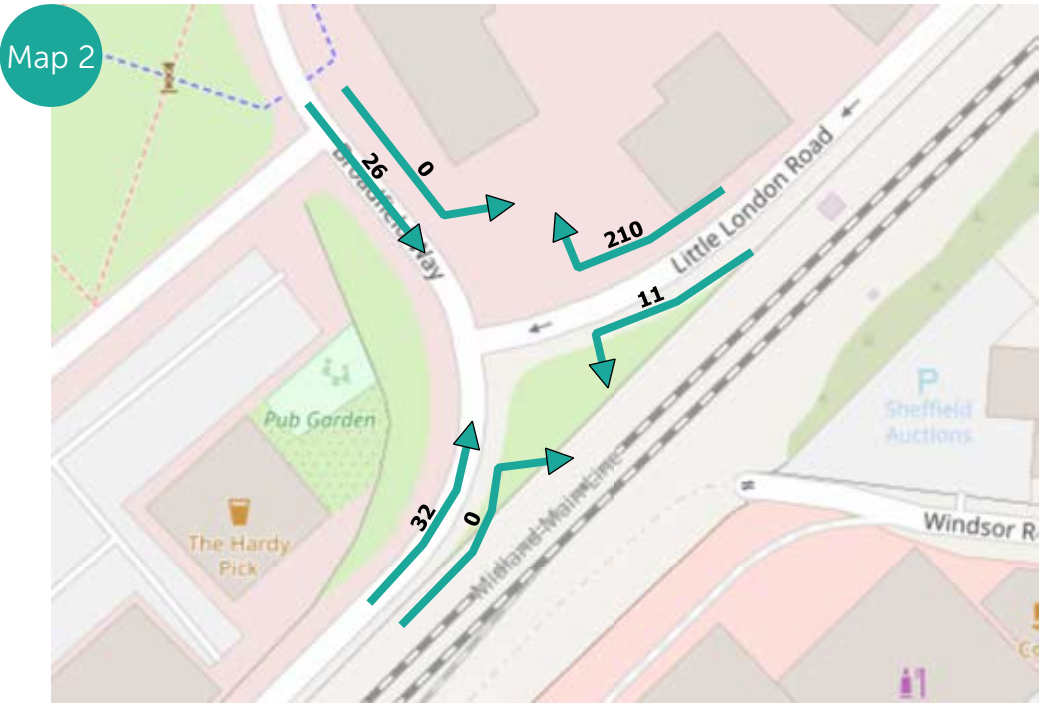
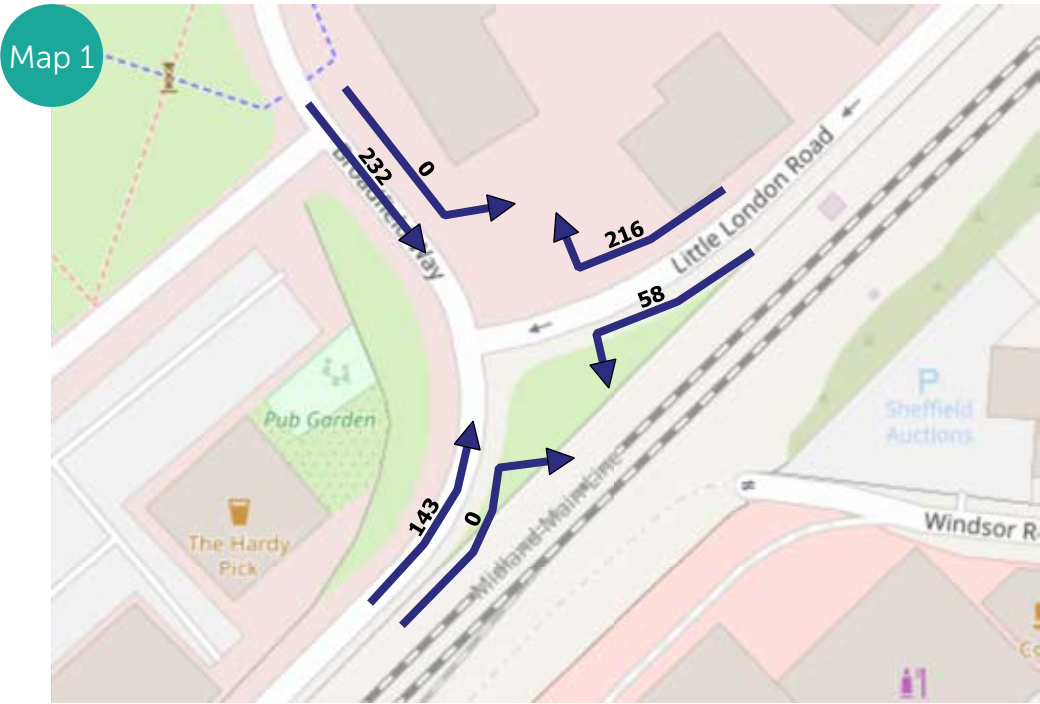
Key  
 Direction and number of vehicles counted at junction in June 2023

# Number of motor vehicles: Little London Road / Broadfield Road evening traffic count

We counted the number of motor vehicles at the junction of Little London Road and Broadfield Road during the peak time of evening traffic, between 5pm and 6pm. Map 1 shows the number of vehicles counted during the surveys in June 2021. Map 2 shows the number of vehicles counted during the surveys in June 2023. The arrows show the direction of travel of the vehicles we counted.

Average number of motor vehicles travelling through the Little London Road / Broadfield Road junction in the evening before the scheme (June 2021)

Average number of motor vehicles travelling through the Little London Road / Broadfield Road junction in the evening after the scheme (June 2023)



Key  
 Direction and number of vehicles counted at junction in June 2021

Key  
 Direction and number of vehicles counted at junction in June 2023

## Little London Road / Broadfield Road junction data table

We counted the number of motor vehicles passing in and out of one arm of the junction of Little London Road and Broadfield Road over a 12 hour period throughout the day, in the morning traffic peak and in the evening traffic peak, before and after the Cycle Route measures were put in place.

The table below shows these changes, both in the difference in motor vehicles counted, and the change as a percentage.

Broadfield Way - total number of motor vehicles counted passing through single arm of junction									
	12 hour before	12 hour after	% change	AM Before	AM After	% change	PM Before	PM After	% change
In	3880	3123	-20%	507	419	-17%	359	242	-33%
Out	1302	231	-82%	66	24	-64%	232	26	-89%
Total	5182	3354	-35%	573	443	-23%	591	268	-55%