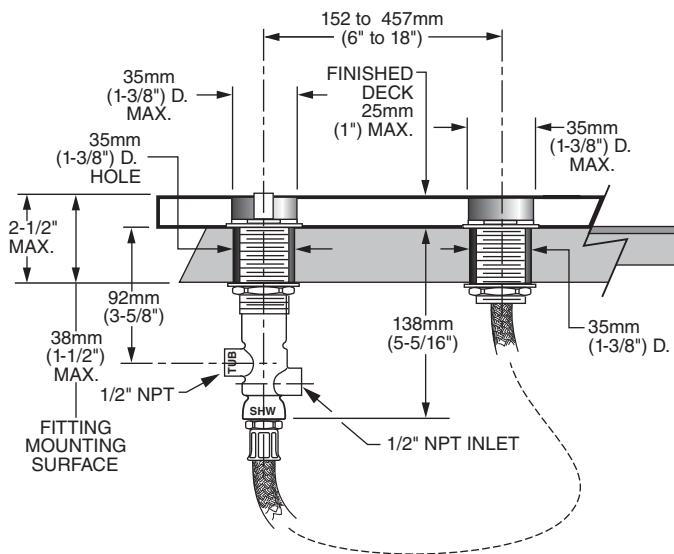




**R890 Diverter Rough valve shown with Colony Soft T990.500 trim kit**



**GENERAL DESCRIPTION:**

Durable cast brass construction. 1/2" N.P.T. inlets and outlets. Adjustable total rough-in up to 2-1/2" max., 1-1/2" for rough deck, and 1" additional for finished deck. Diverter valve only (not an On/Off valve) must be installed with separate Deck Mount Tub Filler Valve (Choice of R800 or R810). All personal showers with 2.5GPM/9.5L/min. max. flow.

**MODEL NUMBER:**

- R890 Diverter and Personal Rough Valve**  
Rough valve only.
- T990.500 Colony® Soft Trim Kit**  
Lever Diverter handle, Personal Shower and holder. LESS valve.
- T508.990 Princeton® Trim Kit**  
Metal Lever Diverter handle, Personal Shower and holder. LESS valve.
- T038.990 Tropic® Trim Kit**  
Metal Lever Diverter handle, Personal Shower and holder. LESS valve.
- T028.990 Dazzle® Trim Kit**  
Metal Lever Diverter handle, Personal Shower and holder. LESS valve.
- T991.712 Hampton® Trim Kit**  
Porcelain Lever Diverter handle, Personal Shower and holder. LESS valve.
- T991.732 Hampton® Trim Kit**  
Metal Lever Diverter handle, Personal Shower and holder. LESS valve.



**PRODUCT FEATURES:**

- Brass Construction:** Ideal for prolonged contact with water.
- Many trim options:** Wide range of styles.
- Choice of Finishes:** Wide range of durable finishes.

**SUGGESTED SPECIFICATION:**

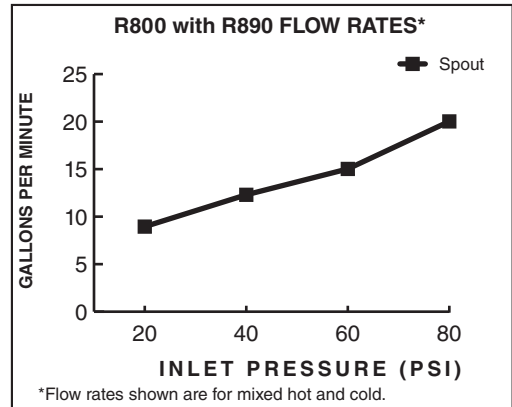
Deck-mount tub filler diverter valve shall feature cast brass construction and an adjustable rough-in up to 2-1/2". Fitting shall be American Standard Model # R890 Trim kit # \_\_\_\_\_.













**CODES AND STANDARDS**

These products meet or exceed the following codes and standards:


**ASME A112.18.1  
CSA B 125**

Check local plumbing codes. Some installations may require a vacuum breaker.



	Product Number	Description	Finish Options			
			Polished Chrome	PVD Polished Brass	Oil Rubbed Bronze	(PVD) Satin Nickel
			002	099	224	295
	R890	Rough valve only.	N/A	N/A	N/A	N/A
	 T990.500	Lever Diverter handle. Personal shower and holder. Less valve.		N/A	N/A	
	 T508.990	Metal Lever Diverter handle. Personal shower and holder. Less valve.		N/A		
	 T038.990	Metal Lever Diverter handle. Personal shower and holder. Less valve.		N/A	N/A	
	 T028.990	Metal Lever Diverter handle. Personal shower and holder. Less valve.		N/A		
	 T991.712	Porcelain Lever Diverter handle. Personal shower and holder. Less valve.		N/A	N/A	N/A
	 T991.732	Metal Lever Diverter handle. Personal shower and holder. Less valve.			N/A	

**N/A = NOT AVAILABLE**

 Meets the American Disabilities Act Guidelines and **ANSI A117.1** Requirements for the physically challenged.