



FEATURES ~

- Ergonomic bathing well
- Sculpted armrests
- Pre-leveled wood base
- Slip resistant floor
- Premium cast acrylic surface
- Limited 10-year warranty

* Note: Availability of individual models varies by Regional Servicing Plant.
Please consult your price list and/or A/B model list for availability in your area.

AVAILABLE SYSTEM

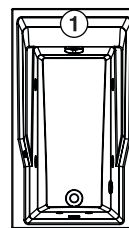
WHIRLPOOL

- Pneumatic on/off control
- 7 hydrotherapy jets
 - High-flow directional jets
 - Low-profile spinning micro-jets
- .75hp whirlpool pump
- Safety suction system

ASCOT I

60 x 34 x 21 1/2 inches

BASE MODEL	PKG. WT. LBS.	JETS	DRAIN	MODEL #	MSLP
<input type="checkbox"/> Soaker	110	0	Universal	W4360530	\$1,349
<input type="checkbox"/> Whirlpool	160	7	Universal	W4360531	\$2,284



OPTIONS (x = insert desired option code)	ENTER DESIRED OPTION CODE	MSLP
Cast acrylic stock color (COLxx): White (WH)	_____	No charge
Cast acrylic color upgrade (COLxx): Biscuit (BI)	_____	\$35
Color matched skirt: (60ACSK)	_____	\$855
Integral tile flange (IFxx): Left Tile (LT) Right Tile (RT)	_____	\$67
Bolt-on grab bars (2) (BOGBxxx): Chrome (SS2) White (WH2) Biscuit (BI2)	_____	\$209
Bolt-on grab bars (2) (BOGBxxx): Polished Brass (BR2) Brushed Nickel (SN2) Oil Rubbed Bronze (OB2)	_____	\$250
Magnetic pillow (MPxxxxx): White (WHPIL) Black (BKPIL)	_____	\$105
Cable drive waste & overflow: Chrome (CDCHCD)	_____	\$345
Cable drive waste & overflow, color-matched (CDxxxx): Biscuit (BICD) White (WHCD)	_____	\$390
Cable drive waste & overflow (CDxxxx): Oil Rubbed Bronze (OBCD) Polished Brass (BRCD) Brushed Nickel (SNCD)	_____	\$440
Inline heater - 1.5kW, factory installed (whirlpool only) (HTH1)	_____	\$400
Wood shipping crate (PKCR)	_____	\$460
Rush order program* (DELQK)	_____	\$325
Residential delivery with lift gate* (DELLG)	_____	\$454

*For program terms and conditions, see page iii.

BASE PRICE (insert MSLP of base model selected in upper table)

+ \$ _____

OPTIONS SUB TOTAL

\$ _____

ORDER TOTAL

= \$ _____

Customer Name: _____ Date: _____

Additional Information:



BUILDERS' CHOICE

PRODUCT FEATURES

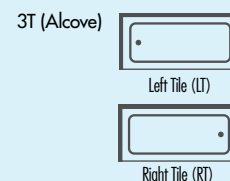
- Sculpted armrests
- Can be used in undermount application

For series features see section page.

ILLUSTRATION KEY

○ = Blower or Pump Location

TILE FLANGE CONFIGURATIONS



ORDERING KEY

In the part number, "xx" means an option code must be inserted.

Acrylic stock color (COLxx) ← part number

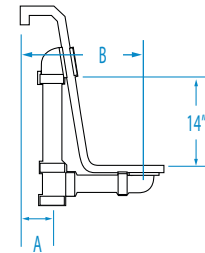
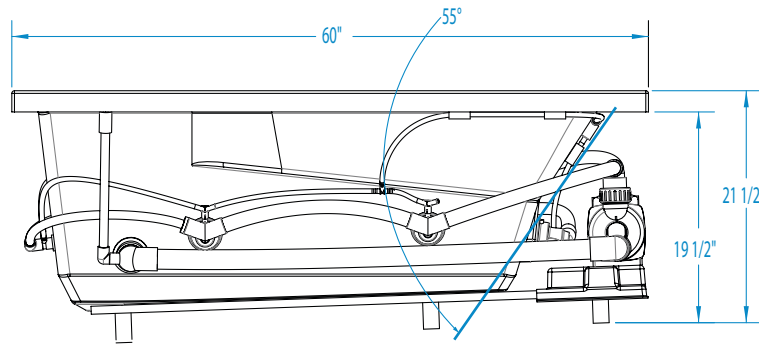
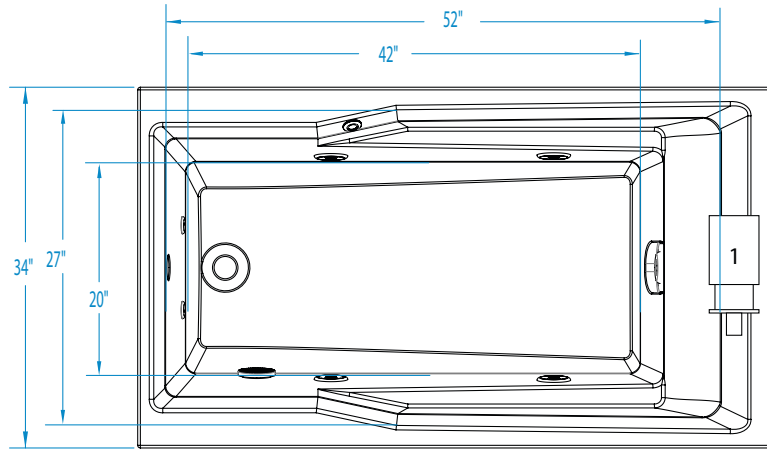
option codes → Biscuit (BI)
White (WH)

Example: COLxx + WH = COLWH
Cast Acrylic stock color in White

Manufacturer reserves the right to discontinue models, colors, options and trim finishes without notice.

ASCOT I

60 x 34 x 21 1/2 inches



FEATURES

Dimensional Tolerance $\pm 3/8"$. Dimensions needed for site preparation should be measured from the unit. Aquatic assumes no responsibility for preparatory work.

Type and Model #W	Material	Jets	Pump	Heater	Controls	Drain	Pkg. Wt. lbs
Soaker #W4360530	Cast Acrylic	0	—	—	—	Universal	110
Whirlpool #W4360531	Cast Acrylic	7	63 GPM	1.5kW inline (optional)	Pneumatic	Universal	160

DIMENSIONS inches

Width Overall / Net	Depth Overall / Net	Height Overall / Net	Skirt Height
60	34	21 1/2	—

SUMP DATA inches

Capacity to Overflow gal	Min. Operat- ing Capacity gal	WIDTH @ centerline		DEPTH @ centerline	
		Top	Bottom	Top	Bottom
51	44	52	42 1/2	27	20

PLUMBING DIMENSIONS inches

A	B	Drain to Overflow	Drain Diameter / Clearance
2	7 3/4	14	2 / 1 1/4

NOTES:

1) Where applicable, utilize cut-out templates packed with unit for deck cutouts.

2) 16 x 16 minimum access required at pump/blower location(s).

ELECTRICAL DATA

Component	Specification	Requirement
Pump	5 AMP; 120 V	15 AMP; 120V, separate circuit; Class A GFCI
Optional Heater (whirlpool model)	1.5KW; 12 AMP; 120 V	15 AMP; 120V, separate circuit; Class A GFCI