



BARCLAY



BATHTUBS  
2016





**Barclay Products** can trace its history back to 1933 when it was Sterline Showers Company. Its primary products were Converto showers that enabled consumers with claw foot tubs to take showers, as well as soaking baths. In 1974 the company was transformed into an innovative decorative bath supplier with elegant designer products from around the world joining their domestic portfolio. To reflect their new direction, Sterline Showers became Barclay Products Limited in 1982.

### **An International Focus on Bath Decor**

Since the 1980s, the Barclay management team has focused on securing quality products and concepts from around the world that fit into the lifestyles of North American consumers. The list of countries the team has visited in search of uniquely styled bath products reads like the index to a world atlas – including Argentina, Brazil, Canada, Chile, China, Denmark, Dubai, Ecuador, Germany, India, Italy, Korea, Mexico, Portugal, Taiwan, Thailand, Turkey, United Kingdom, and of course, the United States.

Today, Barclay's modern 100,000 square-foot warehouse stocks more than 500 different styles of bathtubs, unique sinks (including wall-hung, pedestal, corner, farm-style, designer kitchen, etc.), pivoting drains, faucets, high-tank toilets, and our original product, Converto showers!

# Table of Contents



Cast Iron . . . . . Pg. 5  
Acrylic . . . . . Pg. 52  
Resin . . . . . Pg. 167  
Copper. . . . .Pg. 175  
Stainless Steel . . . . .Pg. 200

## Soaker Tubs

pgs. 5-202

Cast Iron Tubs, Acrylic Tubs,  
Resin Tubs, Copper Tubs  
and Stainless Steel Tubs



## Fillers and Supplies

pgs. 203-233

Faucets, Fillers, Hand-Held  
Showers, Supplies, Tub  
Drains, Parts and Accessories

Fillers . . . . . Pg. 203  
Supplies . . . . . Pg. 226  
Drains . . . . . Pg. 230  
Bath Parts . . . . . Pg. 232




## Shower Rods

pgs. 234-261

Shower Rods, Code Shower  
Units, Converto Shower  
Units, Parts and Accessories

Shower Rods . . . . . Pg. 234  
Convertos . . . . . Pg. 246  
Parts . . . . . Pg. 257



Shower Heads . . . . . Pg. 262  
Bath Caddies . . . . . Pg. 265  
Accessories . . . . . Pg. 269

## Bath Accessories

pgs. 262-269

Bath Caddies, Shower Heads  
Tub Foot Coasters and Tub  
Pillows



Tub Freight Program .....4  
Index by Part Number..... 270  
Tub Locator Grid ..... 285  
Terms and Conditions..... 300  
Warranty..... 300

Barclay strives to become the supreme supplier of freestanding tubs. We offer a multitude of styles and materials to blend with any decor and continue to look for new and unique styles to add to our collection.

Options increase even more when you choose a vibrant color from the Sherwin Williams palette of Protective Marine Coatings to make your tub truly unique. We also continue to offer bisque and black as alternative color choices.

Barclay will paint the outside of any cast iron or acrylic tub “to order” from the color choices listed below. These tubs are “special order” and non-returnable.



Our “Kaleidoscope Tub” displays our “most requested” custom colors.

**Extra Paint Charge** (inside of tub is always white):

Bisque Paint	\$160
Black Paint	\$160
Designer Color	\$250

View the Sherwin Williams Protective Marine Palette at:

<http://protective.sherwin-williams.com/color/protective-tools/>





## Barclay Soaker Tub Freight Program



**Barclay Has Simplified the Delivery of Your Soaker Tub**

**NO** Delivery Charge

For any tub purchased from Barclay Products  
to any destination in the **Continental United States.\***

**Commercial Only**

\*Alaska and Hawaii are excluded.

## Cast Iron Tubs

AVAILABLE  
NEW IMAGE COMING SOON

L 48"

W 30"

H 20½" (from floor to top of tub)

16½" (from bottom of tub to top of tub)

### Addison 48" Cast Iron Roll Top Tub

- Inside finish: white enamel
- Ball and claw feet are plated brass

Gallon capacity: 29 • Shipping weight: 413 lbs.  
Empty weight: 233 lbs. • Filled weight: 484 lbs.

All CTRH tubs have 3⅝" centers in tub wall.

All CTRN tubs have no faucet holes with continuous rolled rim.

White feet are cast iron with white powder coat.

Color	Product Number	Feet Finish	Price
WH	CTRH49-WH-PB	Polished brass	\$2,361
WH	CTRH49-WH-CP	Polished chrome	\$2,339
WH	CTRH49-WH-WH	Painted white	\$2,339
WH	CTRH49-WH-PN	Polished nickel	\$2,460
WH	CTRH49-WH-BN	Brushed nickel	\$2,460
WH	CTRH49-WH-ORB	Oil rubbed bronze	\$2,792
WH	CTRN49-WH-PB	Polished brass	\$2,361
WH	CTRN49-WH-CP	Polished chrome	\$2,339
WH	CTRN49-WH-WH	Painted white	\$2,339
WH	CTRN49-WH-PN	Polished nickel	\$2,460
WH	CTRN49-WH-BN	Brushed nickel	\$2,460
WH	CTRN49-WH-ORB	Oil rubbed bronze	\$2,792

Schedule B

**Note:** Oil Rubbed Bronze feet may not match perfectly with fillers, supplies and drains.

### The following is recommended for CTRH49 tubs with faucet holes:

- Tub wall-mounted faucets or hand-held showers part #4022, 4025 or 4035
- Tub wall-mounted faucets for use with risers: part #4001, 4013, 4023, 4030 or 4031
- Double offset bath supplies: part #5576
- Leg tub drain: part #5599
- Complete shower unit: part # 4124 or 4143

### The following is recommended for CTRN49 tubs without faucet holes:

- Faucet: part #4602, 7393 or 7410
- Rigid, freestanding supplies: part #4502
- Leg tub drain: part #5599

Bathtubs now ship with the feet attached and leveled.  
Bathtubs are thoroughly inspected before being shipped.

Color Code **WH** White

## Cast Iron Tubs

**DISCONTINUED**

**Try our Addison  
on Page 5**

L 48"

W 30"

H 20½" (from floor to top of tub)

16½" (from bottom of tub to top of tub)



### Almena 48" Cast Iron Roll Top Tub

- Inside finish: white enamel
- Ball and claw feet are plated brass

Gallon capacity: 29 • Shipping weight: 413 lbs.  
Empty weight: 233 lbs. • Filled weight: 475 lbs.

All CTR7H tubs have 7" centers in tub deck.  
All CTRNTD tubs have a tap deck with no faucet holes.

White feet are cast iron with white powder coat.



Color	Product Number	Feet Finish	Price
WH	CTR7H49-WH-PB	Polished brass	\$2,881
WH	CTR7H49-WH-CP	Polished chrome	\$2,650
WH	CTR7H49-WH-WH	Painted white	\$2,650
WH	CTR7H49-WH-PN	Polished nickel	\$3,011
WH	CTR7H49-WH-BN	Brushed nickel	\$3,011
WH	CTR7H49-WH-ORB	Oil rubbed bronze	\$3,087
WH	CTRNTD49-WH-PB	Polished brass	\$2,881
WH	CTRNTD49-WH-CP	Polished chrome	\$2,650
WH	CTRNTD49-WH-WH	Painted white	\$2,650
WH	CTRNTD49-WH-PN	Polished nickel	\$3,011
WH	CTRNTD49-WH-BN	Brushed nickel	\$3,011
WH	CTRNTD49-WH-ORB	Oil rubbed bronze	\$3,087

Schedule B

#### The following is recommended for CTR7H49 tubs with deck holes:

- Rim-mounted faucet: part #4601 or 7529
- Straight bath supplies: part #5577
- Leg tub drain: part #5599
- Complete shower unit: part #4063

#### The following is recommended for CTRNTD49 tubs without faucet holes:

- Faucet: part #4602, 7393 or 7410
- Rigid, freestanding supplies: part #4502
- Leg tub drain: part #5599

**Note:** Oil Rubbed Bronze feet may not match perfectly with fillers, supplies and drains.

Bathtubs now ship with the feet attached and leveled.  
Bathtubs are thoroughly inspected before being shipped.

Color Code **WH** White



## Cast Iron Tubs



L 55½"  
W 30"  
H 25" (from floor to top of tub)  
16½" (from bottom of tub to top of tub)

### Antonio 55" Cast Iron Roll Top Tub

- Inside finish: white enamel
- Non-skid strips
- Ball and claw feet are cast iron
- Continuous rolled rim

Gallon capacity: 36 • Shipping weight: 475 lbs.  
Empty weight: 247 lbs. • Filled weight: 547 lbs.

All CTRH tubs have 3½" centers in tub wall.  
All CTRN tubs have no faucet holes.

Color	Product Number	Feet Finish	Price
WH	CTRH54-WH-UF	Unfinished	\$2,126
WH	CTRH54-WH-BL	Painted black	\$2,235
WH	CTRH54-WH-BQ	Painted bisque	\$2,235
WH	CTRH54-WH-PB	Polished brass	\$2,257
WH	CTRH54-WH-CP	Polished chrome	\$2,235
WH	CTRH54-WH-WH	Painted white	\$2,235
WH	CTRH54-WH-PN	Polished nickel	\$2,356
WH	CTRH54-WH-SN	Brushed nickel	\$2,356
WH	CTRH54-WH-ORB	Oil rubbed bronze	\$2,688
WH	CTRN54-WH-UF	Unfinished	\$2,126
WH	CTRN54-WH-BL	Painted black	\$2,235
WH	CTRN54-WH-BQ	Painted bisque	\$2,235
WH	CTRN54-WH-PB	Polished brass	\$2,257
WH	CTRN54-WH-CP	Polished chrome	\$2,235
WH	CTRN54-WH-WH	Painted white	\$2,235
WH	CTRN54-WH-PN	Polished nickel	\$2,356
WH	CTRN54-WH-SN	Brushed nickel	\$2,356
WH	CTRN54-WH-ORB	Oil rubbed bronze	\$2,688

Schedule B

#### The following is recommended for CTRH54 tubs with faucet holes:

- Tub wall-mounted faucets or hand-held showers part #4022, 4025 or 4035
- Tub wall-mounted faucets for use with risers: part #4001, 4013, 4023, 4030 or 4031
- Double offset bath supplies: part #5576
- Leg tub drain: part #5599
- Complete shower unit: part #4124 or 4143

#### The following is recommended for CTRN54 tubs without faucet holes:

- Faucet: part #4602, 7393 or 7410
- Rigid, freestanding supplies: part #4502
- Leg tub drain: part #5599

**Note:** Oil Rubbed Bronze feet may not match perfectly with fillers, supplies and drains.

Bathtubs now ship with the feet attached and leveled.  
Bathtubs are thoroughly inspected before being shipped.

Color Code **WH** White

# Soakers

Cast iron tubs, acrylic tubs, resin tubs, copper tubs, stainless steel tubs

## Cast Iron Tubs



L 55½"

W 30"

H 25" (from floor to top of tub)

16½" (from bottom of tub to top of tub)

Color	Product Number	Feet Finish	Price
WH	CTR7H54-WH-PB	Polished brass	\$2,251
WH	CTR7H54-WH-CP	Polished chrome	\$2,230
WH	CTR7H54-WH-WH	Painted white	\$2,230
WH	CTR7H54-WH-BN	Brushed nickel	\$2,350
WH	CTR7H54-WH-ORB	Oil rubbed bronze	\$2,683

Schedule B

**Note:** Oil Rubbed Bronze feet may not match perfectly with fillers, supplies and drains.



L 67"

W 31"

H 24¾" (from floor to top of tub)

Color	Product Number	Feet Finish	Price
WH	CTSQH67-WH	Wooden block	\$3,497
WH	CTSQN67-WH	Wooden block	\$3,497

Schedule B

CTSQN67 tubs can have 8" deck holes drilled upon request. Tubs that have been drilled with 8" deck holes are "special order" and are not returnable.

### Aristo 55" Cast Iron Roll Top Tub

- Inside finish: white enamel
- Ball and claw feet are plated brass

Gallon capacity: 56 • Shipping weight: 434 lbs.  
Empty weight: 247 lbs. • Filled weight: 715 lbs.

All CTR7H54 tubs have 7" centers in tub deck.  
White feet are cast iron with white powder coat.



The following is recommended CTR7H54 tubs with deck holes:

- Rim-mounted faucet: part #4601 or 7529
- Straight bath supplies: part #5577
- Leg tub drain: part #5599
- Complete shower unit: part #4045, 4062 or 4063

### Athens 67" Cast Iron Tub

- Inside finish: white enamel
- Non-skid strips
- Wooden block feet

Gallon capacity: 55 • Shipping weight: 560 lbs.  
Empty weight: 360 lbs. • Filled weight: 785 lbs.

CTSQH67 tub has 7" centers in tub deck.  
CTSQN67 tub has no faucet holes.

The following is recommended for CTSQH67 tubs with deck holes:

- Rim-mounted faucet: part #4601 or 7529
- Straight bath supplies, part #5577
- Leg tub drain: part #5599

The following is recommended for CTSQN67 tubs without faucet holes:

- Faucet: part #4602, 7393 or 7410
- Rigid, freestanding supplies: part #4502
- Leg tub drain: part #5599

Color Code **WH** White

## Cast Iron Tubs

**DISCONTINUED**

**Try our Antonio  
on Page 7**

L 54  
W 30  
H 24

### Atherton 55" Cast Iron Roll Top Tub

- Inside finish: white enamel
- Ball and claw feet are cast iron

Gallon capacity: 29 • Shipping weight: 380 lbs.  
Empty weight: 200 lbs. • Filled weight: 442 lbs.

All CTRH55 tubs have 3½" centers in tub wall.

All CTR7H55 tubs have 7" centers in tub deck.

All CTRNTD55 tubs have a tap deck with no faucet holes



Color	Product Number	Feet Finish	Price
WH	CTRH55-WH-PB	Polished brass	\$2,868
WH	CTRH55-WH-CP	Polished chrome	\$2,749
WH	CTRH55-WH-WH	Painted white	\$2,749
WH	CTRH55-WH-PN	Polished nickel	\$2,945
WH	CTRH55-WH-BN	Brushed nickel	\$2,945
WH	CTRH55-WH-ORB	Oil rubbed bronze	\$2,945
WH	CTR7H55-WH-PB	Polished brass	\$2,868
WH	CTR7H55-WH-CP	Polished chrome	\$2,749
WH	CTR7H55-WH-WH	Painted white	\$2,749
WH	CTR7H55-WH-PN	Polished nickel	\$2,945
WH	CTR7H55-WH-BN	Brushed nickel	\$2,945
WH	CTR7H55-WH-ORB	Oil rubbed bronze	\$2,945
WH	CTRNTD55-WH-PB	Polished brass	\$2,868
WH	CTRNTD55-WH-CP	Polished chrome	\$2,749
WH	CTRNTD55-WH-WH	Painted white	\$2,749
WH	CTRNTD55-WH-PN	Polished nickel	\$2,945
WH	CTRNTD55-WH-BN	Brushed nickel	\$2,945
WH	CTRNTD55-WH-ORB	Oil rubbed bronze	\$2,945

Schedule B

**Note:** Oil Rubbed Bronze feet may not match perfectly with fillers, supplies and drains.

#### The following is recommended for CTRH55 tubs with faucet holes:

- Tub wall-mounted faucets or hand-held showers part **#4022, 4025 or 4035**
- Tub wall-mounted faucets for use with risers: part **#4001, 4013, 4023, 4030 or 4031**
- Double offset bath supplies: part **#5576**
- Leg tub drain: part **#5599**
- Complete shower unit: part **#4124 or 4143**

#### The following is recommended for CTR7H55 tubs with deck holes:

- Rim-mounted faucet: part **#4601 or 7529**
- Straight bath supplies: part **#5577**
- Leg tub drain: part **#5599**
- Complete shower unit: part **# 4045, 4062 or 4063**

#### The following is recommended for CTRNTD55 tubs without faucet holes:

- Faucet: part **#4602, 7393 or 7410**
- Rigid, freestanding supplies: part **#4502**
- Leg tub drain: part **#5599**

Bathtubs now ship with the feet attached and leveled.  
Bathtubs are thoroughly inspected before being shipped.

Color Code **WH** White

# Soakers

Cast iron tubs, acrylic tubs, resin tubs, copper tubs, stainless steel tubs

## Cast Iron Tubs



L 57"  
W 30½"  
H 22¾" (from floor to top of tub)

Color	Product Number	Feet Finish	Price
WH	CTRH58-WH-PB	Polished brass	\$2,792
WH	CTRH58-WH-CP	Polished chrome	\$2,792
WH	CTRH58-WH-WH	Painted white	\$2,792
WH	CTRH58-WH-BN	Brushed nickel	\$2,901
WH	CTRH58-WH-ORB	Oil rubbed bronze	\$3,241
WH	CTR7H58-WH-PB	Polished brass	\$2,792
WH	CTR7H58-WH-CP	Polished chrome	\$2,792
WH	CTR7H58-WH-WH	Painted white	\$2,792
WH	CTR7H58-WH-BN	Brushed nickel	\$2,901
WH	CTR7H58-WH-ORB	Oil rubbed bronze	\$3,241
WH	CTRN58-WH-PB	Polished brass	\$2,792
WH	CTRN58-WH-CP	Polished chrome	\$2,792
WH	CTRN58-WH-WH	Painted white	\$2,792
WH	CTRN58-WH-BN	Brushed nickel	\$2,901
WH	CTRN58-WH-ORB	Oil rubbed bronze	\$3,241

Schedule B

**Note:** Oil Rubbed Bronze feet may not match perfectly with fillers, supplies and drains.

### Ballard 57" Cast Iron Roll Top Tub

- Inside finish: white enamel
- Ball and claw feet are plated brass

Gallon capacity: 34 • Shipping weight: 426 lbs.  
Empty weight: 246 lbs. • Filled weight: 538 lbs.

All CTRH58 tubs have 3⅝" centers in tub wall.  
All CTR7H58 tubs have 7" centers in tub deck.  
All CTRN58 tubs have no faucet holes  
White feet are cast iron with white powder coat.



#### The following is recommended for CTRH58 tubs with faucet holes:

- Tub wall-mounted faucets or hand-held showers part **#4022, 4025 or 4035**
- Tub wall-mounted faucets for use with risers: part **#4001, 4013, 4023, 4030 or 4031**
- Double offset bath supplies: part **#5576**
- Leg tub drain: part **#5599**
- Complete shower unit: part **#4124 or 4143**

#### The following is recommended for CTR7H58 tubs with deck holes:

- Rim-mounted faucet: part **#4601 or 7529**
- Straight bath supplies: part **#5577**
- Leg tub drain: part **#5599**
- Complete shower unit: part **#4045, 4062 or 4063**

#### The following is recommended for CTRN58 tubs without faucet holes:

- Faucet: part **#4602, 7393 or 7410**
- Rigid, freestanding supplies: part **#4502**
- Leg tub drain: part **#5599**

Bathtubs now ship with the feet attached and leveled.  
Bathtubs are thoroughly inspected before being shipped.

Color Code **WH** White

## Cast Iron Tubs



L 60¼"  
W 30½"  
H 23¼" (from floor to top of tub)  
18½" (from bottom of tub to top of tub)

### Bartlett 60" Cast Iron Roll Top Tub

- Inside finish: white enamel
- Non-skid strips
- Ball and claw feet are cast iron
- Tap deck

Gallon capacity: 40 • Shipping weight: 500 lbs.  
Empty weight: 287 lbs. • Filled weight: 621 lbs.

All CTR60 tubs have 3⅝" centers in tub wall.  
All CTRN60 tubs have no faucet holes.

#### The following is recommended for CTR60 tubs with faucet holes:

- Tub wall-mounted faucets or hand-held showers part **#4022, 4025 or 4035**
- Tub wall-mounted faucets for use with riser: part **#4001, 4013, 4023, 4030 or 4031**
- Double offset bath supplies: part **#5576**
- Leg tub drain: part **#5599**
- Complete shower unit: part **#4124 or 4143**

#### The following is recommended for CTRN60 tubs without faucet holes:

- Faucet: part **#4602, 7393 or 7410**
- Rigid, freestanding supplies: part **#4502**
- Leg tub drain: part **#5599**

Color	Product Number	Feet Finish	Price
WH	CTR60-WH-UF	Unfinished	\$2,290
WH	CTR60-WH-BL	Painted black	\$2,410
WH	CTR60-WH-BQ	Painted bisque	\$2,410
WH	CTR60-WH-PB	Polished brass	\$2,410
WH	CTR60-WH-CP	Polished chrome	\$2,410
WH	CTR60-WH-WH	Painted white	\$2,410
WH	CTR60-WH-PN	Polished nickel	\$2,536
WH	CTR60-WH-SN	Brushed nickel	\$2,536
WH	CTR60-WH-ORB	Oil rubbed bronze	\$2,880
WH	CTRN60-WH-UF	Unfinished	\$2,290
WH	CTRN60-WH-BL	Painted black	\$2,410
WH	CTRN60-WH-BQ	Painted bisque	\$2,410
WH	CTRN60-WH-PB	Polished brass	\$2,410
WH	CTRN60-WH-CP	Polished chrome	\$2,410
WH	CTRN60-WH-WH	Painted white	\$2,410
WH	CTRN60-WH-PN	Polished nickel	\$2,536
WH	CTRN60-WH-SN	Brushed nickel	\$2,536
WH	CTRN60-WH-ORB	Oil rubbed bronze	\$2,880

Schedule B

**Note:** Oil Rubbed Bronze feet may not match perfectly with fillers, supplies and drains.

Bathtubs now ship with the feet attached and leveled.  
Bathtubs are thoroughly inspected before being shipped.

Color Code **WH** White

# Soakers

Cast iron tubs, acrylic tubs, resin tubs, copper tubs, stainless steel tubs

## Cast Iron Tubs



L 60¾"

W 30½"

H 23¼" (from floor to top of tub)

18½" (from bottom of tub to top of tub)



### Beecher 60" Cast Iron Roll Top Tub with 7" Deck Holes

- Inside finish: white enamel
- Non-skid strips
- Ball and claw feet are cast iron

Gallon capacity: 40 • Shipping weight: 500 lbs.  
Empty weight: 287 lbs. • Filled weight: 621 lbs.

All CTR7H60 tubs have 7" centers in tub deck.



The following is recommended for CTR7H60 tubs with deck holes:

- Rim-mounted faucet: part **#4601 or 7529**
- Straight bath supplies: part **#5577**
- Leg tub drain: part **#5599**
- Complete shower unit: part **#4045, 4062 or 4063**

Color	Product Number	Feet Finish	Price
WH	CTR7H60-WH-UF	Unfinished	\$2,350
WH	CTR7H60-WH-BL	Painted black	\$2,465
WH	CTR7H60-WH-BQ	Painted bisque	\$2,465
WH	CTR7H60-WH-PB	Polished brass	\$2,465
WH	CTR7H60-WH-CP	Polished chrome	\$2,465
WH	CTR7H60-WH-WH	Painted white	\$2,465
WH	CTR7H60-WH-PN	Polished nickel	\$2,574
WH	CTR7H60-WH-SN	Brushed nickel	\$2,574
WH	CTR7H60-WH-ORB	Oil rubbed bronze	\$2,914

Schedule B

**Note:** Oil Rubbed Bronze feet may not match perfectly with fillers, supplies and drains.

Bathtubs now ship with the feet attached and leveled.  
Bathtubs are thoroughly inspected before being shipped.

Color Code **WH** White



## Cast Iron Tubs

**DISCONTINUED**

**Try our Beecher  
on Page 12**

L 61"

W 30½"

H 22¾" (from floor to top of tub)



Color	Product Number	Feet Finish	Price
WH	CTRH61-WH-PB	Polished brass	\$3,252
WH	CTRH61-WH-CP	Polished chrome	\$3,153
WH	CTRH61-WH-WH	Painted white	\$2,868
WH	CTRH61-WH-BN	Brushed nickel	\$3,437
WH	CTRH61-WH-ORB	Oil rubbed bronze	\$3,492
WH	CTR7H61-WH-PB	Polished brass	\$3,252
WH	CTR7H61-WH-CP	Polished chrome	\$3,153
WH	CTR7H61-WH-WH	Painted white	\$2,868
WH	CTR7H61-WH-BN	Brushed nickel	\$3,437
WH	CTR7H61-WH-ORB	Oil rubbed bronze	\$3,492

Schedule B

**Note:** Oil Rubbed Bronze feet may not match perfectly with fillers, supplies and drains.

### Blakely 61" Cast Iron Roll Top Tub

- Inside finish: white enamel
- Ball and claw feet are plated brass

Gallon capacity: 60 • Shipping weight: 434 lbs.  
Empty weight: 254 lbs. • Filled weight: 755 lbs.

All CTRH61 tubs have 3½" centers in tub wall.  
All CTR7H61 tubs have 7" centers in tub deck.

White feet are cast iron with white powder coat.



**The following is recommended for CTRH61 tubs with faucet holes:**

- Tub wall-mounted faucets or hand-held showers part **#4022, 4025 or 4035**
- Tub wall-mounted faucets for use with risers: part **#4001, 4013, 4023, 4030 or 4031**
- Double offset bath supplies: part **#5576**
- Leg tub drain: part **#5599**
- Complete shower unit: part **# 4124 or 4143**

**The following is recommended for CTR7H61 tubs with deck holes:**

- Rim-mounted faucet: part **#4601 or 7529**
- Straight bath supplies: part **#5577**
- Leg tub drain: part **#5599**
- Complete shower unit: part **#4045, 4062 or 4063**

Bathtubs now ship with the feet attached and leveled.  
Bathtubs are thoroughly inspected before being shipped.

Color Code **WH** White

## Cast Iron Tubs

**DISCONTINUED**

**Try our Bartlett  
on Page 11**

L 60"  
W 30"  
H 25 $\frac{3}{4}$ " (from floor to top of tub)



Color	Product Number	Feet Finish	Price
WH	CTRH61M-WH-PB	Polished brass	\$3,000
WH	CTRH61M-WH-CP	Polished chrome	\$2,868
WH	CTRH61M-WH-WH	Painted white	\$2,868
WH	CTRH61M-WH-PN	Polished nickel	\$3,077
WH	CTRH61M-WH-BN	Brushed nickel	\$3,077
WH	CTRH61M-WH-ORB	Oil rubbed bronze	\$3,077
WH	CTR7H61M-WH-PB	Polished brass	\$3,000
WH	CTR7H61M-WH-CP	Polished chrome	\$2,868
WH	CTR7H61M-WH-WH	Painted white	\$2,868
WH	CTR7H61M-WH-PN	Polished nickel	\$3,077
WH	CTR7H61M-WH-BN	Brushed nickel	\$3,077
WH	CTR7H61M-WH-ORB	Oil rubbed bronze	\$3,077

Schedule B

**Note:** Oil Rubbed Bronze feet may not match perfectly with fillers, supplies and drains.

### Breana 61" Cast Iron Roll Top Tub

- Inside finish: white enamel
- Ball and claw feet are cast iron

Gallon capacity: 31 • Shipping weight: 380 lbs.  
Empty weight: 200 lbs. • Filled weight: 459 lbs.

All CTRH61M tubs have 3 $\frac{3}{8}$ " centers in tub wall.  
All CTR7H61M tubs have 7" centers in tub deck.



#### The following is recommended for CTRH61M tubs with faucet holes:

- Tub wall-mounted faucets or hand-held showers part **#4022, 4025 or 4035**
- Tub wall-mounted faucets for use with risers: part **#4001, 4013, 4023, 4030 or 4031**
- Double offset bath supplies: part **#5576**
- Leg tub drain: part **#5599**
- Complete shower unit: part **#4124 or 4143**

#### The following is recommended for CTR7H61M tubs with deck holes:

- Rim-mounted faucet: part **#4601 or 7529**
- Straight bath supplies: part **#5577**
- Leg tub drain: part **#5599**
- Complete shower unit: part **#4045, 4062 or 4063**

Bathtubs now ship with the feet attached and leveled.  
Bathtubs are thoroughly inspected before being shipped.

Color Code **WH** White

## Cast Iron Tubs



L 68"  
W 30½"  
H 23¼" (from floor to top of tub)  
18⅝" (from bottom of tub to top of tub)

### Brocton 68" Cast Iron Roll Top Tub

- Inside finish: white enamel
- Tap deck
- Ball and claw feet are cast iron
- Non-skid strips

Gallon capacity: 57 • Shipping weight: 502 lbs.  
Empty weight: 309 lbs. • Filled weight: 785 lbs.

All CTR67 tubs have 3⅝" centers in tub wall.  
All CTRN67 tubs have no faucet holes.

Color	Product Number	Feet Finish	Price
WH	CTR67-WH-UF	Unfinished	\$2,356
WH	CTR67-WH-BL	Painted black	\$2,470
WH	CTR67-WH-BQ	Painted bisque	\$2,470
WH	CTR67-WH-PB	Polished brass	\$2,470
WH	CTR67-WH-CP	Polished chrome	\$2,470
WH	CTR67-WH-WH	Painted white	\$2,470
WH	CTR67-WH-PN	Polished nickel	\$2,579
WH	CTR67-WH-SN	Brushed nickel	\$2,579
WH	CTR67-WH-ORB	Oil rubbed bronze	\$2,919
WH	CTRN67-WH-UF	Unfinished	\$2,356
WH	CTRN67-WH-BL	Painted black	\$2,470
WH	CTRN67-WH-BQ	Painted bisque	\$2,470
WH	CTRN67-WH-PB	Polished brass	\$2,470
WH	CTRN67-WH-CP	Polished chrome	\$2,470
WH	CTRN67-WH-WH	Painted white	\$2,470
WH	CTRN67-WH-PN	Polished nickel	\$2,579
WH	CTRN67-WH-SN	Brushed nickel	\$2,579
WH	CTRN67-WH-ORB	Oil rubbed bronze	\$2,919

Schedule B

#### The following is recommended for CTR67 tubs with faucet holes:

- Tub wall-mounted faucets or hand-held showers part #4022, 4025, 4035
- Tub wall-mounted faucets for use with risers: part #4001, 4013, 4023, 4030 or 4031
- Double offset bath supplies: part #5576
- Leg tub drain: part #5599
- Complete shower unit: part #4124 or 4143

#### The following is recommended for CTRN67 tubs without faucet holes:

- Faucet: part #4602, 7393 or 7410
- Rigid, freestanding supplies: part #4502
- Leg tub drain: part #5599

**Note:** Oil Rubbed Bronze feet may not match perfectly with fillers, supplies and drains.

Bathtubs now ship with the feet attached and leveled.  
Bathtubs are thoroughly inspected before being shipped.

Color Code **WH** White

# Soakers

Cast iron tubs, acrylic tubs, resin tubs, copper tubs,  
stainless steel tubs

## Cast Iron Tubs



L 68"  
W 30½"  
H 23¼" (from floor to top of tub)  
18⅝" (from bottom of tub to top of tub)



### Cadmus 68" Cast Iron Roll Top Tub with 7" Deck Holes

- Inside finish: white enamel
- Non-skid strips
- Ball and claw feet are cast iron

Gallon capacity: 57 • Shipping weight: 502 lbs.  
Empty weight: 309 lbs. • Filled weight: 785 lbs  
All CTR7H67 tubs have 7" centers in tub deck.



Color	Product Number	Feet Finish	Price
WH	CTR7H67-WH-UF	Unfinished	\$2,350
WH	CTR7H67-WH-BL	Black	\$2,465
WH	CTR7H67-WH-BQ	Bisque	\$2,465
WH	CTR7H67-WH-PB	Polished brass	\$2,465
WH	CTR7H67-WH-CP	Polished chrome	\$2,465
WH	CTR7H67-WH-WH	Painted white	\$2,465
WH	CTR7H67-WH-PN	Polished nickel	\$2,574
WH	CTR7H67-WH-SN	Brushed nickel	\$2,574
WH	CTR7H67-WH-ORB	Oil rubbed bronze	\$2,914

Schedule B

### The following is recommended for CTR7H67 tubs with deck holes:

- Rim-mounted faucet: part #4601 or 7529
- Straight bath supplies: part #5577
- Leg tub drain: part #5599
- Complete shower unit: part #4063

**Note:** Oil Rubbed Bronze feet may not match perfectly with fillers, supplies and drains.

Bathtubs now ship with the feet attached and leveled.  
Bathtubs are thoroughly inspected before being shipped.

Color Code **WH** White

## Cast Iron Tubs

**DISCONTINUED**  
**TRY OUR BROCTON**  
**OR**  
**CADMUS**

L 66"  
W 30"  
H 24"

### Cambridge 66" Cast Iron Roll Top Tub

- Inside finish: white enamel
- Ball and claw feet are cast iron

Gallon capacity: 42 • Shipping weight: 380 lbs.

Empty weight: 200 lbs. • Filled weight: 551 lbs.

All CTRH66 tubs have 3½" centers in tub wall.

All CTR7H66 tubs have 7" centers in tub deck.

All CTRNTD66 tubs have tap deck with no faucet holes



#### The following is recommended for CTRH66 tubs with faucet holes:

- Tub wall-mounted faucets or hand-held showers part **#4022, 4025 or 4035**
- Tub wall-mounted faucets for use with risers: part **#4001, 4013, 4023, 4030 or 4031**
- Double offset bath supplies: part **#5576**
- Leg tub drain: part **#5599**
- Complete shower unit: part **#4124 or 4143**

#### The following is recommended for CTR7H66 tubs with deck holes:

- Rim-mounted faucet: part **#4601 or 7529**
- Straight bath supplies: part **#5577**
- Leg tub drain: part **#5599**
- Complete shower unit: part **#4045, 4062 or 4063**

#### The following is recommended for CTRNTD66 tubs without faucet holes:

- Faucet: part **#4602, 7393 or 7410**
- Rigid, freestanding supplies: part **#4502**
- Leg tub drain: part **#5599**

Color	Product Number	Feet Finish	Price
WH	CTRH66-WH-PB	Polished brass	\$3,044
WH	CTRH66-WH-CP	Polished chrome	\$2,914
WH	CTRH66-WH-WH	Painted white	\$2,868
WH	CTRH66-WH-PN	Polished nickel	\$3,132
WH	CTRH66-WH-BN	Brushed nickel	\$3,132
WH	CTRH66-WH-ORB	Oil rubbed bronze	\$3,132
WH	CTR7H66-WH-PB	Polished brass	\$3,044
WH	CTR7H66-WH-CP	Polished chrome	\$2,914
WH	CTR7H66-WH-WH	Painted white	\$2,868
WH	CTR7H66-WH-PN	Polished nickel	\$3,132
WH	CTR7H66-WH-BN	Brushed nickel	\$3,132
WH	CTR7H66-WH-ORB	Oil rubbed bronze	\$3,132
WH	CTRNTD66-WH-PB	Polished brass	\$3,044
WH	CTRNTD66-WH-CP	Polished chrome	\$2,914
WH	CTRNTD66-WH-WH	Painted white	\$2,868
WH	CTRNTD66-WH-PN	Polished nickel	\$3,132
WH	CTRNTD66-WH-BN	Brushed nickel	\$3,132
WH	CTRNTD66-WH-ORB	Oil rubbed bronze	\$3,132

Schedule B

**Note:** Oil Rubbed Bronze feet may not match perfectly with fillers, supplies and drains.

Bathtubs now ship with the feet attached and leveled.  
Bathtubs are thoroughly inspected before being shipped.

Color Code **WH** White

## Cast Iron Tubs

**DISCONTINUED**

**Try our Brocton**

L 68"

W 30½"

H 22¾" (from floor to top of tub)



Color	Product Number	Feet Finish	Price
WH	CTRH68-WH-PB	Polished brass	\$3,525
WH	CTRH68-WH-CP	Polished chrome	\$3,525
WH	CTRH68-WH-WH	Painted white	\$2,868
WH	CTRH68-WH-BN	Brushed nickel	\$3,525
WH	CTRH68-WH-ORB	Oil rubbed bronze	\$3,525
WH	CTR7H68-WH-PB	Polished brass	\$3,252
WH	CTR7H68-WH-CP	Polished chrome	\$3,252
WH	CTR7H68-WH-WH	Painted white	\$2,934
WH	CTR7H68-WH-BN	Brushed nickel	\$3,252
WH	CTR7H68-WH-ORB	Oil rubbed bronze	\$3,252
WH	CTRN68-WH-PB	Polished brass	\$3,252
WH	CTRN68-WH-CP	Polished chrome	\$3,252
WH	CTRN68-WH-WH	Painted white	\$2,934
WH	CTRN68-WH-BN	Brushed nickel	\$3,252
WH	CTRN68-WH-ORB	Oil rubbed bronze	\$3,252

Schedule B

**Note:** Oil Rubbed Bronze feet may not match perfectly with fillers, supplies and drains.

### Cassidy 68" Cast Iron Roll Top Tub

- Inside finish: white enamel
- Ball and claw feet are plated brass

Gallon capacity: 42 • Shipping weight: 446 lbs.  
Empty weight: 266 lbs. • Filled weight: 617 lbs.

All CTRH68 tubs have 3¾" centers in tub wall.  
All CTR7H68 tubs have 7" centers in tub deck.  
All CTRN68 tubs have no faucet holes.

White feet are cast iron with white powder coat



#### The following is recommended for CTRH68 tubs with faucet holes:

- Tub wall-mounted faucets or hand-held showers part **#4022, 4025 or 4035**
- Tub wall-mounted faucets for use with risers: part **#4001, 4013, 4023, 4030 or 4031**
- Double offset bath supplies: part **#5576**
- Leg tub drain: part **#5599**
- Complete shower unit: part **#4124 or 4143**

#### The following is recommended for CTR7H68 tubs with deck holes:

- Rim-mounted faucet: part **#4601 or 7529**
- Straight bath supplies: part **#5577**
- Leg tub drain: part **#5599**
- Complete shower unit: part **#4045, 4062 or 4063**

#### The following is recommended for CTRN68 tubs without faucet holes:

- Faucet: part **#4602, 7393 or 7410**
- Rigid, freestanding supplies: part **#4502**
- Leg tub drain: part **#5599**

Bathtubs now ship with the feet attached and leveled.  
Bathtubs are thoroughly inspected before being shipped.

Color Code **WH** White



## Cast Iron Tubs

L 60<sup>3</sup>/<sub>4</sub>"  
W 30<sup>3</sup>/<sub>8</sub>"  
H 24" (from floor to top of tub)

AVAILABLE  
NEW IMAGE COMING SOON

Color	Product Number	Feet Finish	Price
WH	<del>CTR7H60B-WH</del>	<del>Cast iron base</del>	<del>\$3,404</del>
WH	CTRNTD60B-WH	Cast iron base	\$3,404
WH	CTRH60B-WH	Cast iron base	\$3,404

Schedule B

### Chadwick 60" Cast Iron Roll Top Tub with Base

- Inside finish: white enamel
- Cast iron base

Gallon capacity: 38 • Shipping weight: 504 lbs.  
Empty weight: 324 lbs. • Filled weight: 641 lbs.

CTRH60B tub has 3<sup>3</sup>/<sub>8</sub>" centers in tub wall.  
CTR7H60B tub has 7" centers in tub deck.  
CTRNTD60B tub has no faucet holes.

#### The following is recommended for CTRH60B tubs with faucet holes in the tub wall:

- Tub wall-mounted faucets or hand-held showers part #4022, 4025 or 4035
- Tub wall-mounted faucets for use with risers: part #4001, 4013, 4023, 4030 or 4031
- Double offset bath supplies: part #5576
- Leg tub drain: part #5599

L 66<sup>1</sup>/<sub>8</sub>"  
W 30"  
H 24<sup>1</sup>/<sub>4</sub>" (from floor to top of tub)

AVAILABLE  
NEW IMAGE COMING SOON

Color	Product Number	Feet Finish	Price
WH	<del>CTR7H66B-WH</del>	<del>Cast iron base</del>	<del>\$4,748</del>
WH	CTRNTD66B-WH	Cast iron base	\$4,748

Schedule B

### Clancy 66" Cast Iron Roll Top Tub with Base

- Inside finish: white enamel
- Cast iron base

Gallon capacity: 42 • Shipping weight: 504 lbs.  
Empty weight: 324 lbs. • Filled weight: 675 lbs.

CTR7H66B tub has 7" centers in tub deck.  
CTRNTD66B tub has tap deck with no faucet holes.

#### The following is recommended for CTR7H60B and CTR7H66B tubs with deck holes:

- Rim-mounted faucet: part #4601 or 7529
- Straight bath supplies: part #5577
- Leg tub drain: part #5599

#### The following is recommended for CTRNTD60B and CTRNTD66B tubs without faucet holes:

- Faucet: part #4602, 7393 or 7410
- Rigid, freestanding supplies: part #4502
- Leg tub drain: part #5599

Color Code **WH** White

# Soakers

Cast iron tubs, acrylic tubs, resin tubs, copper tubs, stainless steel tubs

## Cast Iron Tubs

L 61"  
W 31"  
H 24" (from floor to top of tub)  
18" (from bottom of tub to top of tub)



### Columbus 61" Cast Iron Double Roll Top Tub

- Inside finish: white enamel
- Imperial feet are cast iron

Gallon capacity: 60 • Shipping weight: 480 lbs.  
Empty weight: 300 lbs. • Filled weight: 801 lbs.

All CTDR7H61 tubs have 7" centers in tub deck.  
All CTDRN61 tubs have no faucet holes.



The following is recommended for CTDR7H61 tubs with deck holes:

- Rim-mounted faucet: part #4601 or 7529
- Straight bath supplies: part #5577
- Leg tub drain: part #5599

The following is recommended for CTDRN61 tubs without faucet holes:

- Faucet: part #4602, 7393 or 7410
- Rigid, freestanding supplies: part #4502
- Leg tub drain: part #5599

### Columbus Double Roll Top Tub and Base Combination



Color	Product Number	Price
WH	CTDR7H61B-WH (with holes)	\$3,183
WH	CTDRN61B-WH (without holes)	\$3,183

Bathtubs now ship with the feet attached and leveled.  
Bathtubs are thoroughly inspected before being shipped.

Color Code **WH** White

Color	Product Number	Feet Finish	Price
WH	CTDR7H61-WH-UF	Unfinished	\$2,569
WH	CTDR7H61-WH-BL	Painted black	\$2,569
WH	CTDR7H61-WH-BQ	Painted bisque	\$2,569
WH	CTDR7H61-WH-PB	Polished brass	\$2,569
WH	CTDR7H61-WH-CP	Polished chrome	\$2,569
WH	CTDR7H61-WH-WH	Painted white	\$2,569
WH	CTDR7H61-WH-PN	Polished nickel	\$2,678
WH	CTDR7H61-WH-SN	Brushed nickel	\$2,678
WH	CTDR7H61-WH-ORB	Oil rubbed bronze	\$2,787
WH	CTDRN61-WH-UF	Unfinished	\$2,569
WH	CTDRN61-WH-BL	Painted black	\$2,569
WH	CTDRN61-WH-BQ	Painted bisque	\$2,569
WH	CTDRN61-WH-PB	Polished brass	\$2,569
WH	CTDRN61-WH-CP	Polished chrome	\$2,569
WH	CTDRN61-WH-WH	Painted white	\$2,569
WH	CTDRN61-WH-PN	Polished nickel	\$2,678
WH	CTDRN61-WH-SN	Brushed nickel	\$2,678
WH	CTDRN61-WH-ORB	Oil rubbed bronze	\$2,787

Schedule B

**Note:** Oil Rubbed Bronze feet may not match perfectly with fillers, supplies and drains.

## Cast Iron Tubs

L 60"  
W 30"  
H 23<sup>3</sup>/<sub>4</sub>" (from floor to top of tub)

AVAILABLE  
NEW IMAGE COMING SOON

Color	Product Number	Feet Finish	Price
WH	CTDR7H60B-WH	Cast iron base	\$3,574
WH	CTDRN60B-WH	Cast iron base	\$3,000

Schedule B

### Conrad 60" Cast Iron Double Roll Top Tub with Base

- Inside finish: white enamel
- Cast iron base
- Integrated base

Gallon capacity: 32 • Shipping weight: 520 lbs.  
Empty weight: 340 lbs. • Filled weight: 607 lbs.

CTDR7H60B tub has 7" centers in tub deck.

CTDRN60B tub has no faucet holes with continuous rolled rim.

#### The following is recommended for CTDR7H60B tubs with deck holes:

- Rim-mounted faucet: part #4601 or 7529
- Straight bath supplies: part #5577
- Leg tub drain: part #5599E

#### The following is recommended for CTDRN60B tubs without faucet holes:

- Faucet: part #4602, 7393 or 7410
- Rigid, freestanding supplies: part #4502
- Leg tub drain: part #5599E

### Cromwell 66" Cast Iron Double Roll Top Tub with Base

- Inside finish: white enamel
- Cast iron base
- Integrated base

Gallon capacity: 40 • Shipping weight: 520 lbs.  
Empty weight: 340 lbs. • Filled weight: 674 lbs.

CTDR7H66B tub has 7" centers in tub deck.

CTDRN66B tub has no faucet holes with continuous rolled rim.

#### The following is recommended for CTDR7H66B tubs with deck holes:

- Rim-mounted faucet: part #4601 or 7529
- Straight bath supplies: part #5577
- Leg tub drain: part #5599E

#### The following is recommended for CTDRN66B tubs without faucet holes:

- Faucet: part #4602, 7393 or 7410
- Rigid, freestanding supplies: part #4502
- Leg tub drain: part #5599E

L 66<sup>1</sup>/<sub>4</sub>"  
W 30<sup>1</sup>/<sub>2</sub>"  
H 24" (from floor to top of tub)

AVAILABLE  
NEW IMAGE COMING SOON

Color	Product Number	Feet Finish	Price
WH	CTDR7H66B-WH	Cast iron base	\$3,908
WH	CTDRN66B-WH	Cast iron base	\$3,908

Schedule B

Color Code WH White

## Cast Iron Tubs



L 61"  
W 31"  
H 24" (from floor to top of tub)

### Dante 61" Cast Iron Double Roll Top Tub

- Inside finish: white enamel
- Regal imperial feet

Gallon capacity: 39 • Shipping weight: 480 lbs.  
Empty weight: 300 lbs. • Filled weight: 626 lbs.

All CDR7H61 tubs have 7" centers in tub deck.  
All CDRN61 tubs have no faucet holes with continuous rolled rim.



Color	Product Number	Feet Finish	Price
WH	CDR7H61-WH-CP	Polished chrome	\$4,672
WH	CDR7H61-WH-PB	Polished brass	\$4,672
WH	CDR7H61-WH-BN	Brushed nickel	\$5,001
WH	CDR7H61-WH-ORB	Oil rubbed bronze	\$5,001
WH	CDR7H61-WH-WH	Painted white	\$3,645
WH	CDRN61-WH-CP	Polished chrome	\$4,672
WH	CDRN61-WH-PB	Polished brass	\$4,672
WH	CDRN61-WH-BN	Brushed nickel	\$5,001
WH	CDRN61-WH-ORB	Oil rubbed bronze	\$5,001
WH	CDRN61-WH-WH	Painted white	\$3,645

Schedule B

**Note:** Oil Rubbed Bronze feet may not match perfectly with fillers, supplies and drains.

#### The following is recommended for CDR7H61 tubs with deck holes:

- Rim-mounted faucet: part **#4601 or 7529**
- Straight bath supplies: part **#5577**
- Leg tub drain: part **#5599**
- Complete shower unit: part **#4063**

#### The following is recommended for CDRN61 tubs without faucet holes:

- Faucet: part **#4602, 7393 or 7410**
- Rigid, freestanding supplies: part **#4502**
- Leg tub drain: part **#5599**

Bathtubs now ship with the feet attached and leveled.  
Bathtubs are thoroughly inspected before being shipped.

Color Code **WH** White

## Cast Iron Tubs

L 60<sup>3</sup>/<sub>4</sub>"  
W 30<sup>3</sup>/<sub>8</sub>"  
H 23<sup>7</sup>/<sub>8</sub>" (from floor to top of tub)

AVAILABLE  
NEW IMAGE COMING SOON

Color	Product Number	Feet Finish	Price
WH	CTDRN61LP-WH-CP	Polished chrome	\$3,361
WH	CTDRN61LP-WH-PB	Polished brass	\$3,481
WH	CTDRN61LP-WH-BN	Brushed nickel	\$3,601
WH	CTDRN61LP-WH-ORB	Oil rubbed bronze	\$3,601
WH	CTDRN61LP-WH-WH	Painted white	\$3,361

Schedule B

**Note:** Oil Rubbed Bronze feet may not match perfectly with fillers, supplies and drains.

### Dawson 61" Cast Iron Double Roll Top Tub

- Inside finish: white enamel
- Continuous rolled rim
- Lion paw feet are cast iron
- No faucet holes

Gallon capacity: 30 • Shipping weight: 450 lbs.  
Empty weight: 270 lbs. • Filled weight: 521 lbs.

**The following is recommended for CTDRN61LP tubs without faucet holes:**

- Faucet: part #4602, 7393 or 7410
- Rigid, freestanding supplies: part #4502
- Leg tub drain: part #5599E

L 66"  
W 31<sup>1</sup>/<sub>4</sub>"  
H 24" (from floor to top of tub)

AVAILABLE  
NEW IMAGE COMING SOON

Color	Product Number	Feet Finish	Price
WH	CTDR7H67B-WH	Cast iron base	\$4,257
WH	CTDRN67B-WH	Cast iron base	\$4,257

Schedule B

### Dickenson 66" Cast Iron Double Roll Top Tub with Base

- Inside finish: white enamel
- Cast iron base
- Integrated base

Gallon capacity: 43 • Shipping weight: 450 lbs.  
Empty weight: 340 lbs. • Filled weight: 700 lbs.

CTDR7H67B tub has 7" centers in tub deck.

CTDRN67B tub has no faucet holes with continuous rolled rim.

**The following is recommended for CTDR7H67B tubs with deck holes:**

- Rim-mounted faucet: part #4601 or 7529
- Straight bath supplies: part #5577
- Leg tub drain: part #5599E

**The following is recommended for CTDRN67B tubs without faucet holes:**

- Faucet: part #4602, 7393 or 7410
- Rigid, freestanding supplies: part #4502
- Leg tub drain: part #5599E

Bathtubs now ship with the feet attached and leveled.  
Bathtubs are thoroughly inspected before being shipped.

Color Code **WH** White

# Soakers

Cast iron tubs, acrylic tubs, resin tubs, copper tubs, stainless steel tubs

## Cast Iron Tubs



L 67¼"

W 31"

H 23¼" (from floor to top of tub)

18½" (from bottom of tub to top of tub)



Color	Product Number	Feet Finish	Price
WH	CTDRH-WH-UF	Unfinished	\$2,404
WH	CTDRH-WH-BL	Painted black	\$2,525
WH	CTDRH-WH-BQ	Painted bisque	\$2,525
WH	CTDRH-WH-PB	Polished brass	\$2,622
WH	CTDRH-WH-CP	Polished chrome	\$2,622
WH	CTDRH-WH-WH	Painted white	\$2,525
WH	CTDRH-WH-PN	Polished nickel	\$2,688
WH	CTDRH-WH-SN	Brushed nickel	\$2,688
WH	CTDRH-WH-ORB	Oil rubbed bronze	\$3,137
WH	CTDRN-WH-UF	Unfinished	\$2,404
WH	CTDRN-WH-BL	Painted black	\$2,525
WH	CTDRN-WH-BQ	Painted bisque	\$2,525
WH	CTDRN-WH-PB	Polished brass	\$2,622
WH	CTDRN-WH-CP	Polished chrome	\$2,622
WH	CTDRN-WH-WH	Painted white	\$2,525
WH	CTDRN-WH-PN	Polished nickel	\$2,688
WH	CTDRN-WH-SN	Brushed nickel	\$2,688
WH	CTDRN-WH-ORB	Oil rubbed bronze	\$3,137

Schedule B

CTDRN tubs can have 8" deck holes drilled upon request. Tubs that have been drilled with 8" deck holes are "special order" and are not returnable.

**Note:** Oil Rubbed Bronze feet may not match perfectly with fillers, supplies and drains.

## Duet 67" Cast Iron Double Roll Top Tub

- Inside finish: white enamel
- Non-skid strips
- Imperial feet are cast iron

Gallon capacity: 55 • Shipping weight: 570 lbs.  
Empty weight: 350 lbs. • Filled weight: 809 lbs.

All CTDRH tubs have 7" deck holes in the center of long side of tub.

All CTDRN tubs have no faucet holes with tap deck.



The following is recommended for CTDRH tubs with deck holes:

- Rim-mounted faucet: part #4601 or 7529
- Straight bath supplies: part #5577
- Leg tub drain: part #5599

The following is recommended for CTDRN tubs without faucet holes:

- Faucet: part #4602, 7393 or 7410
- Rigid, freestanding supplies: part #4502
- Leg tub drain: part #5599

## Duet Double Roll Top Tub and Base Combination



Color	Product Number	Price
WH	CTDRHB-WH (with holes)	\$3,196
WH	CTDRNB-WH (without holes)	\$3,196

Schedule B

Cutout in base for waste and overflow

Bathtubs now ship with the feet attached and leveled.  
Bathtubs are thoroughly inspected before being shipped.

Color Code **WH** White



## Cast Iron Tubs

**DISCONTINUED**  
**Try our Duet**

L 68"  
W 31"  
H 24" (from floor to top of tub)



Color	Product Number	Feet Finish	Price
WH	CTDR7H68-WH-BL	Painted black	\$3,142
WH	CTDR7H68-WH-BQ	Painted bisque	\$3,142
WH	CTDR7H68-WH-PB	Polished brass	\$3,142
WH	CTDR7H68-WH-CP	Polished chrome	\$3,142
WH	CTDR7H68-WH-WH	Painted white	\$3,142
WH	CTDR7H68-WH-PN	Polished nickel	\$3,361
WH	CTDR7H68-WH-BN	Brushed nickel	\$3,361
WH	CTDR7H68-WH-ORB	Oil rubbed bronze	\$3,361
WH	CTDRN68-WH-BL	Painted black	\$3,142
WH	CTDRN68-WH-BQ	Painted bisque	\$3,142
WH	CTDRN68-WH-PB	Polished brass	\$3,142
WH	CTDRN68-WH-CP	Polished chrome	\$3,142
WH	CTDRN68-WH-WH	Painted white	\$3,142
WH	CTDRN68-WH-PN	Polished nickel	\$3,361
WH	CTDRN68-WH-BN	Brushed nickel	\$3,361
WH	CTDRN68-WH-ORB	Oil rubbed bronze	\$3,361

Schedule B

**Note:** Oil Rubbed Bronze feet may not match perfectly with fillers, supplies and drains.

### Duran 68" Cast Iron Double Roll Top Tub

- Inside finish: white enamel
- Imperial feet are plated brass

Gallon capacity: 50 • Shipping weight: 480 lbs.  
Empty weight: 300 lbs. • Filled weight: 718 lbs.

All CTDR7H68 tubs have 7" centers in tub deck.  
All CTDRN68 tubs have no faucet holes with continuous rolled rim.  
White feet are cast iron with white powder coat.



**The following is recommended for CTDR7H68 tubs with deck holes:**

- Rim-mounted faucet: part **#4601 or 7529**
- Straight bath supplies: part **#5577**
- Leg tub drain: part **#5599**

**The following is recommended for CTDRN68 tubs without faucet holes:**

- Faucet: part **#4602, 7393 or 7410**
- Rigid, freestanding supplies: part **#4502**
- Leg tub drain: part **#5599**

Bathtubs now ship with the feet attached and leveled.  
Bathtubs are thoroughly inspected before being shipped.

Color Code **WH** White

## Cast Iron Tubs

**DISCONTINUED**

L 68"  
W 31"  
H 24" (from floor to top of tub)

### Essex 68" Cast Iron Double Roll Top Tub

- Inside finish: white enamel
- Regal imperial feet

Gallon capacity: 50 • Shipping weight: 480 lbs.  
Empty weight: 300 lbs. • Filled weight: 718 lbs.

All CDR7H68 tubs have 7" centers in tub deck.  
All CDRN68 tubs have no faucet holes with continuous rolled rim.



Color	Product Number	Feet Finish	Price
WH	CDR7H68-WH-CP	Polished chrome	\$4,672
WH	CDR7H68-WH-PB	Polished brass	\$4,672
WH	CDR7H68-WH-BN	Brushed nickel	\$5,001
WH	CDR7H68-WH-ORB	Oil rubbed bronze	\$5,001
WH	CDR7H68-WH-WH	Painted white	\$3,776
WH	CDRN68-WH-CP	Polished chrome	\$4,672
WH	CDRN68-WH-PB	Polished brass	\$4,672
WH	CDRN68-WH-BN	Brushed nickel	\$5,001
WH	CDRN68-WH-ORB	Oil rubbed bronze	\$5,001
WH	CDRN68-WH-WH	Painted white	\$3,776

Schedule B

#### The following is recommended for CDR7H68 tubs with deck holes:

- Rim-mounted faucet: part **#4601 or 7529**
- Straight bath supplies: part **#5577**
- Leg tub drain: part **#5599**
- Complete shower unit: part **#4063**

#### The following is recommended for CDRN68 tubs without faucet holes:

- Faucet: part **#4602, 7393 or 7410**
- Rigid, freestanding supplies: part **#4502**
- Leg tub drain: part **#5599**

**Note:** Oil Rubbed Bronze feet may not match perfectly with fillers, supplies and drains.

Bathtubs now ship with the feet attached and leveled.  
Bathtubs are thoroughly inspected before being shipped.

Color Code **WH** White

## Cast Iron Tubs



L 67 $\frac{5}{8}$ "

W 27 $\frac{1}{2}$ "

H 26" (from floor to top of tub)

Color	Product Number	Feet Finish	Price
WH	CDR7H68LP-WH-CP	Polished chrome	\$5,075
WH	CDR7H68LP-WH-PB	Polished brass	\$5,075
WH	CDR7H68LP-WH-BN	Brushed nickel	\$5,427
WH	CDR7H68LP-WHORB	Oil rubbed bronze	\$5,427
WH	CDR7H68LP-WH-WH	Painted white	\$4,683
WH	CDRN68LP-WH-CP	Polished chrome	\$5,075
WH	CDRN68LP-WH-PB	Polished brass	\$5,075
WH	CDRN68LP-WH-BN	Brushed nickel	\$5,427
WH	CDRN68LP-WH-ORB	Oil rubbed bronze	\$5,427
WH	CDRN68LP-WH-WH	Painted white	\$4,683

Schedule B

**Note:** Oil Rubbed Bronze feet may not match perfectly with fillers, supplies and drains.

### Everly 68" Cast Iron Double Roll Top Tub

- Inside finish: white enamel
- Lion Paw feet are plated brass

Gallon capacity: 45 • Shipping weight: 480 lbs.  
Empty weight: 300 lbs. • Filled weight: 676 lbs.

All CDR7H68LP tubs have 7" centers in tub deck.  
All CDRN68LP tubs have no faucet holes with continuous rolled rim.



#### The following is recommended for CDR7H68LP tubs with deck holes:

- Rim-mounted faucet: part **#4601 or 7529**
- Straight bath supplies: part **#5577**
- Leg tub drain: part **#5599**
- Complete shower unit: part **#4063**

#### The following is recommended for CDRN68LP tubs without faucet holes:

- Faucet: part **#4602, 7393 or 7410**
- Rigid, freestanding supplies: part **#4502**
- Leg tub drain: part **#5599**

Bathtubs now ship with the feet attached and leveled.  
Bathtubs are thoroughly inspected before being shipped.

Color Code **WH** White

# Soakers

Cast iron tubs, acrylic tubs, resin tubs, copper tubs,  
stainless steel tubs

## Cast Iron Tubs

L 67 $\frac{1}{2}$ "  
W 35 $\frac{1}{8}$ "  
H 24" (from floor to top of tub)

**DISCONTINUED**

### Eudora 68" Cast Iron Roll Top Tub

- Inside finish: white enamel
- Lion paw feet are cast iron

Gallon capacity: 53 • Shipping weight: 561 lbs.  
Empty weight: 451 lbs. • Filled weight: 894 lbs.

CTN68LP tub has no faucet holes with continuous rolled rim.

Color	Product Number	Feet Finish	Price
WH	CTN68LP-WH-CP	Polished chrome	\$4,562
WH	CTN68LP-WH-BN	Brushed nickel	\$4,542
WH	CTN68LP-WH-ORB	Oil rubbed bronze	\$4,550

Schedule B

**Note:** Oil Rubbed Bronze feet may not match perfectly with fillers, supplies and drains.

**The following is recommended for CTN68LP tub without faucet holes:**

- Faucet: part #4602, 7393 or 7410
- Rigid, freestanding supplies: part #4502
- Leg tub drain: part #5599E



L 67"  
W 26 $\frac{5}{8}$ "  
H 28" (from floor to top of tub)

**AVAILABLE**  
**NEW IMAGE COMING SOON**

### Fernando 67" Cast Iron Bateau Tub with Skirt

- Inside finish: white enamel
- Riveted metal skirt
- No faucet holes

Gallon capacity: 35 • Shipping weight: 504 lbs.  
Empty weight: 324 lbs. • Filled weight: 617 lbs.

**The following is recommended for CTBATN67 tub without faucet holes:**

- Faucet: part #4602, 4604 or 4022
- Rigid, freestanding supplies: part #4502
- Freestanding filler: part #7934, 7940 or 7942  
(Do not need bath supplies)
- Leg tub drain: part #5599

Color	Product Number	Feet Finish	Price
WH	CTBATN67MS-WH	Navy metal skirt	\$ 8,486
WH	<del>CTBATN67SS-WH</del>	<del>Stainless steel skirt</del>	<del>\$11,237</del>

Schedule B

Bathtubs now ship with the feet attached and leveled.  
Bathtubs are thoroughly inspected before being shipped.

Color Code **WH** White

## Cast Iron Tubs

L 68<sup>5</sup>/<sub>8</sub>"  
W 31<sup>1</sup>/<sub>8</sub>"  
H 26" (from floor to top of tub)

**DISCONTINUED**

**Try our Duet  
on Page 24**

Color	Product Number	Feet Finish	Price
WH	CTDR7H68B-WH	Integrated base	\$4,956
WH	CTDRN68B-WH	Integrated base	\$4,956

Schedule B

### Gaelyn 68" Cast Iron Double Roll Top Tub on Base

- Inside finish: white enamel
- Integrated base

Gallon capacity: 40 • Shipping weight: 520 lbs.  
Empty weight: 340 lbs. • Filled weight: 674 lbs.

CTDR7H68B tub has 7" centers in tub deck.  
CTDRN68B tub has no faucet holes and continuous rolled rim.

#### The following is recommended for CTDR7H68B tubs with deck holes:

- Rim-mounted faucet: part **#4601 or 7529**
- Complete shower unit: part **#4063**
- Straight bath supplies: part **#5577**
- Leg tub drain: part **#5599E**

#### The following is recommended for CTDRN68B tub without faucet holes:

- Faucet: part **#4602, 7393 or 7410**
- Rigid, freestanding supplies: part **#4502**
- Leg tub drain: part **#5599E**

### Gallagher 72" Cast Iron Double Roll Top Tub

- Inside finish: white enamel
- Imperial feet

Gallon capacity: 50 • Shipping weight: 500 lbs.  
Empty weight: 300 lbs. • Filled weight: 718 lbs.

CTDRN72 tub has no faucet holes with continuous rolled rim.

#### The following is recommended for CTDRN72 tub without faucet holes:

- Faucet: part **#4602, 7393 or 7410**
- Rigid, freestanding supplies: part **#4502**
- Leg tub drain: part **#5599E**

L 72"  
W 31<sup>1</sup>/<sub>2</sub>"  
H 25<sup>1</sup>/<sub>2</sub>" (from floor to top of tub)

**AVAILABLE**

**NEW IMAGE COMING SOON**

Color	Product Number	Feet Finish	Price
WH	CTDRN72-WH-CP	Polished chrome	\$4,272
WH	CTDRN72-WH-PB	Polished brass	\$4,355
WH	CTDRN72-WH-BN	Brushed nickel	\$4,281
WH	CTDRN72-WH-ORB	Oil rubbed bronze	\$4,281

Schedule B

**Note:** Oil Rubbed Bronze feet may not match perfectly with fillers, supplies and drains.

Color Code **WH** White

Bathtubs now ship with the feet attached and leveled.  
Bathtubs are thoroughly inspected before being shipped.

## Cast Iron Tubs

**DISCONTINUED**

**Try our Gareth  
on Page 30**

L 51 $\frac{5}{8}$ "

W 28 $\frac{7}{8}$ "

H 29 $\frac{1}{4}$ " and 35 $\frac{1}{4}$ " (from floor to top of tub)



Color	Product Number	Feet Finish	Price
WH	CTSN52-WH-PB	Polished brass	\$3,852
WH	CTSN52-WH-CP	Polished chrome	\$3,721
WH	CTSN52-WH-WH	Painted white	\$3,721
WH	CTSN52-WH-PN	Polished nickel	\$3,994
WH	CTSN52-WH-BN	Brushed nickel	\$3,994
WH	CTSN52-WH-ORB	Oil rubbed bronze	\$3,994

Schedule B

**Note:** Oil Rubbed Bronze feet may not match perfectly with fillers, supplies and drains.

**AVAILABLE**

**NEW IMAGE COMING SOON**

L 53 $\frac{1}{4}$ "

W 28 $\frac{1}{4}$ "

H 25" and 29" (from floor to top of tub)



Color	Product Number	Feet Finish	Price
WH	CTSN53-WH-PB	Polished brass	\$3,306
WH	CTSN53-WH-CP	Polished chrome	\$3,175
WH	CTSN53-WH-PN	Polished nickel	\$3,404
WH	CTSN53-WH-BN	Brushed nickel	\$3,404
WH	CTSN53-WH-ORB	Oil rubbed bronze	\$3,404
WH	CTSN53-WH-WH	Painted white	\$3,175

Schedule B

**Note:** Oil Rubbed Bronze feet may not match perfectly with fillers, supplies and drains.

## Galloway 52" Cast Iron Slipper Tub

- Inside finish: white enamel
- Ball and claw feet are cast iron

Gallon capacity: 34 • Shipping weight: 525 lbs.

Empty weight: 300 lbs. • Filled weight: 584 lbs.

All CTSN52 tubs have no faucet holes with continuous rolled rim.

**The following is recommended for CTSN52 tubs without faucet holes:**

- Faucet: part **#4602**
- Rigid, freestanding supplies: part **#4502**
- Leg tub drain: part **#5599**

## Gareth 53" Cast Iron Slipper Tub

- Inside finish: white enamel
- Ball and claw feet are cast iron

Gallon capacity: 39 • Shipping weight: 500 lbs.

Empty weight: 275 lbs. • Filled weight: 601 lbs.

All CTSN53 tubs have no faucet holes with continuous rolled rim.

**The following is recommended for CTSN53 tubs without faucet holes:**

- Faucet: part **#4602, 4604 or 4063**
- Rigid, freestanding supplies: part **#4502**
- Freestanding filler: part **#7934 or 7936**  
(Do not need bath supplies)
- Leg tub drain: part **#5599**

Bathtubs now ship with the feet attached and leveled.  
Bathtubs are thoroughly inspected before being shipped.

Color Code **WH** White



## Cast Iron Tubs



L 54"

W 29½"

H 31½" (from floor to top of tub)

### Gavin 54" Cast Iron Slipper Tub

- Inside finish: white enamel
- Imperial feet are cast iron

Gallon capacity: 29 • Shipping weight: 385 lbs.

Empty weight: 275 lbs. • Filled weight: 517 lbs.

All CTS7H54I tubs have 7" centers in tub deck with tap deck.

All CTSN54I tubs have no faucet holes with continuous rolled rim.



Color	Product Number	Feet Finish	Price
WH	CTS7H54I-WH-CP	Polished chrome	\$3,044
WH	CTS7H54I-WH-PB	Polished brass	\$3,136
WH	CTS7H54I-WH-BN	Brushed nickel	\$2,982
WH	CTS7H54I-WH-ORB	Oil rubbed bronze	\$3,023
WH	CTS7H54I-WH-WH	Painted white	\$2,982
WH	CTSN54I-WH-CP	Polished chrome	\$3,044
WH	CTSN54I-WH-PB	Polished brass	\$3,136
WH	CTSN54I-WH-BN	Brushed nickel	\$2,982
WH	CTSN54I-WH-ORB	Oil rubbed bronze	\$3,023
WH	CTSN54I-WH-WH	Painted white	\$2,982

Schedule B

### The following is recommended for CTS7H54I tubs with deck holes:

- Rim-mounted faucet: part #4601 or 7529
- Straight bath supplies: part #5577
- Leg tub drain: part #5599
- Complete shower unit: part #4063

### The following is recommended for CTSN54I tubs without faucet holes:

- Faucet: part #4602, 7393 or 7410
- Rigid, freestanding supplies: part #4502
- Leg tub drain: part #5599

**Note:** Oil Rubbed Bronze feet may not match perfectly with fillers, supplies and drains.

Bathtubs now ship with the feet attached and leveled.  
Bathtubs are thoroughly inspected before being shipped.

Color Code **WH** White

# Soakers

Cast iron tubs, acrylic tubs, resin tubs, copper tubs,  
stainless steel tubs

## Cast Iron Tubs



**DISCONTINUED**

L 57"  
W 28½"  
H 27¾"



Color	Product Number	Feet Finish	Price
WH	CTSN57C-WH-PB	Polished brass	\$2,800
WH	CTSN57C-WH-CP	Polished chrome	\$2,800
WH	CTSN57C-WH-BN	Brushed nickel	\$2,800
WH	CTSN57C-WH-ORB	Oil rubbed bronze	\$2,800
WH	CTSN57C-WH-WH	Painted white	\$2,800

Schedule B

### Gillian 57" Cast Iron Slipper Tub

- Inside finish: white enamel
- Ball and claw feet are cast iron

Gallon capacity: 40 • Shipping weight: 500 lbs.

Empty weight: 275 lbs. • Filled weight: 601 lbs.

All CTSN57C tubs have no faucet holes with continuous rolled rim.

**The following is recommended for CTSN57C tubs without faucet holes:**

- Faucet: part **#4602, 4064 or 4063**
- Rigid, freestanding supplies: part **#4502**
- Freestanding filler: part **#7934 or 7936**  
(Do not need bath supplies)
- Leg tub drain: part **#5599**

**AVAILABLE**

**NEW IMAGE COMING SOON**

L 57⅝"  
W 29½"  
H 22¾" and 30" (from floor to top of tub)



Color	Product Number	Feet Finish	Price
WH	CTSN57I-WH-PB	Polished brass	\$3,733
WH	CTSN57I-WH-CP	Polished chrome	\$3,733
WH	CTSN57I-WH-PN	Polished nickel	\$3,994
WH	CTSN57I-WH-BN	Brushed nickel	\$3,994
WH	CTSN57I-WH-ORB	Oil rubbed bronze	\$3,994
WH	CTSN57I-WH-WH	Painted white	\$3,262

Schedule B

### Giselle 57" Cast Iron Slipper Tub

- Inside finish: white enamel
- Imperial feet are plated brass

Gallon capacity: 35 • Shipping weight: 455 lbs.

Empty weight: 275 lbs. • Filled weight: 567 lbs.

All CTSN57I tubs have no faucet holes with continuous rolled rim.

White feet are cast iron with white powder coat.

**The following is recommended for CTSN57I tubs without faucet holes:**

- Faucet: part **#4602**
- Rigid, freestanding supplies: part **#4502**
- Leg tub drain: part **#5599**

**Note:** Oil Rubbed Bronze feet may not match perfectly with fillers, supplies and drains.

Bathtubs now ship with the feet attached and leveled.  
Bathtubs are thoroughly inspected before being shipped.

Color Code **WH** White

## Cast Iron Tubs



L 57 $\frac{3}{8}$ "

W 29 $\frac{1}{2}$ "

H 22 $\frac{3}{4}$ " and 30" (from floor to top of tub)

16 $\frac{1}{2}$ " and 23 $\frac{3}{4}$ " (from bottom of tub to top of tub)



### Grayson 57" Cast Iron Slipper Tub

- Inside finish: white enamel
- Ball and claw feet are plated brass

Gallon capacity: 35 • Shipping weight: 455 lbs.  
Empty weight: 275 lbs. • Filled weight: 567 lbs.

All CTSN57 tubs have no faucet holes.  
White feet are cast iron with white powder coat.

Color	Product Number	Feet Finish	Price
WH	CTSN57-WH-PB	Polished brass	\$2,891
WH	CTSN57-WH-CP	Polished chrome	\$2,891
WH	CTSN57-WH-WH	Painted white	\$2,891
WH	CTSN57-WH-PN	Polished nickel	\$3,011
WH	CTSN57-WH-BN	Brushed nickel	\$3,011
WH	CTSN57-WH-ORB	Oil rubbed bronze	\$3,344

Schedule B

The following is recommended for CTSN57 tubs without faucet holes:

- Faucet: part #4602
- Rigid, freestanding supplies: part #4502
- Leg tub drain: part #5599

**Note:** Oil Rubbed Bronze feet may not match perfectly with fillers, supplies and drains.

Bathtubs now ship with the feet attached and leveled.  
Bathtubs are thoroughly inspected before being shipped.

Color Code **WH** White

# Soakers

Cast iron tubs, acrylic tubs, resin tubs, copper tubs, stainless steel tubs

## Cast Iron Tubs



L 61¼"

W 30¼"

H 21½" and 31" (from floor to top of tub)

15½" and 23¾" (from bottom of tub to top of tub)

### Griffin 61" Cast Iron Slipper Tub

- Inside finish: white enamel
- Non-skid strips
- Ball and claw feet are cast iron

Gallon capacity: 43 • Shipping weight: 500 lbs.  
Empty weight: 300 lbs. • Filled weight: 679 lbs.

All CTSH60 tubs have 7" centers in tub deck.  
All CTSN60 tubs have no faucet holes with tap deck.



Color	Product Number	Feet Finish	Price
WH	CTSH60-WH-UF	Unfinished	\$3,006
WH	CTSH60-WH-BL	Painted black	\$3,115
WH	CTSH60-WH-BQ	Painted bisque	\$3,115
WH	CTSH60-WH-PB	Polished brass	\$3,115
WH	CTSH60-WH-CP	Polished chrome	\$3,115
WH	CTSH60-WH-WH	Painted white	\$3,115
WH	CTSH60-WH-PN	Polished nickel	\$3,234
WH	CTSH60-WH-SN	Brushed nickel	\$3,234
WH	CTSH60-WH-ORB	Oil rubbed bronze	\$3,568
WH	CTSN60-WH-UF	Unfinished	\$3,006
WH	CTSN60-WH-BL	Painted black	\$3,115
WH	CTSN60-WH-BQ	Painted bisque	\$3,115
WH	CTSN60-WH-PB	Polished brass	\$3,115
WH	CTSN60-WH-CP	Polished chrome	\$3,115
WH	CTSN60-WH-WH	Painted white	\$3,115
WH	CTSN60-WH-PN	Polished nickel	\$3,234
WH	CTSN60-WH-SN	Brushed nickel	\$3,234
WH	CTSN60-WH-ORB	Oil rubbed bronze	\$3,568

Schedule B

#### The following is recommended for CTSH60 tubs with deck holes:

- Rim-mounted faucet: part #4601 or 7529
- Complete shower unit: part #4063
- Straight bath supplies: part #5577
- Leg tub drain: part #5599

#### Do not use with rigid, freestanding supplies

#### The following is recommended for CTSN60 tubs without faucet holes:

- Faucet: part #4602, 7393 or 7410
- Rigid, freestanding supplies: part #4502
- Leg tub drain: part #5599

CTSN60 tubs can have 8" deck holes drilled upon request. Tubs that have been drilled with 8" deck holes are "special order" and are not returnable.

**Note:** Oil Rubbed Bronze feet may not match perfectly with fillers, supplies and drains.

Bathtubs now ship with the feet attached and leveled.  
Bathtubs are thoroughly inspected before being shipped.

Color Code **WH** White

## Cast Iron Tubs

**DISCONTINUED**

**Try our Griffin  
on Page 34**

L 61"

W 30"

H 21½" and 29¼" (from floor to top of tub)

### Hadrian 61" Cast Iron Slipper Tub

- Inside finish: white enamel
- Ball and claw feet are plated brass

Gallon capacity: 45 • Shipping weight: 465 lbs.  
Empty weight: 285 lbs. • Filled weight: 661 lbs.

All CTS7HL61 tubs have 7" centers on the left tub rim.  
All CTS7HR61 tubs have 7" centers on the right tub rim.

White feet are cast iron with white powder coat.

Color	Product Number	Feet Finish	Price
WH	CTS7HL61-WH-BL	Painted black	\$3,142
WH	CTS7HL61-WH-BQ	Painted bisque	\$3,142
WH	CTS7HL61-WH-PB	Polished brass	\$3,525
WH	CTS7HL61-WH-CP	Polished chrome	\$3,415
WH	CTS7HL61-WH-PN	Polished nickel	\$3,721
WH	CTS7HL61-WH-BN	Brushed nickel	\$3,721
WH	CTS7HL61-WH-ORB	Oil rubbed bronze	\$3,776
WH	CTS7HL61-WH-WH	Painted white	\$3,142
WH	CTS7HR61-WH-BL	Painted black	\$3,142
WH	CTS7HR61-WH-BQ	Painted bisque	\$3,142
WH	CTS7HR61-WH-PB	Polished brass	\$3,525
WH	CTS7HR61-WH-CP	Polished chrome	\$3,415
WH	CTS7HR61-WH-PN	Polished nickel	\$3,721
WH	CTS7HR61-WH-BN	Brushed nickel	\$3,721
WH	CTS7HR61-WH-ORB	Oil rubbed bronze	\$3,776
WH	CTS7HR61-WH-WH	Painted white	\$3,142

Schedule B

**Note:** Oil Rubbed Bronze feet may not match perfectly with fillers, supplies and drains.

**The following is recommended for CTS7HL61 and CTS7HR61 tubs with deck holes:**

- Rim-mounted faucet: part **#4601 or 7529**
- Complete shower unit: part **#4063**
- Straight bath supplies: part **#5577**
- Leg tub drain: part **#5599**

**Do not use with rigid, freestanding supplies**

Bathtubs now ship with the feet attached and leveled.  
Bathtubs are thoroughly inspected before being shipped.

Color Code **WH** White

## Cast Iron Tubs



L 61"

W 30"

H 21½" and 29¼" (from floor to top of tub)

Color	Product Number	Feet Finish	Price
WH	CTSN61I-WH-BL	Painted black	\$3,306
WH	CTSN61I-WH-BQ	Painted bisque	\$3,306
WH	CTSN61I-WH-PB	Polished brass	\$3,908
WH	CTSN61I-WH-CP	Polished chrome	\$3,809
WH	CTSN61I-WH-PN	Polished nickel	\$3,262
WH	CTSN61I-WH-BN	Brushed nickel	\$4,180
WH	CTSN61I-WH-ORB	Oil rubbed bronze	\$4,180
WH	CTSN61I-WH-WH	Painted white	\$3,306

Schedule B

**Note:** Oil Rubbed Bronze feet may not match perfectly with fillers, supplies and drains.

### Halifax 61" Cast Iron Slipper Tub

- Inside finish: white enamel
- Imperial feet are plated brass

Gallon capacity: 45 • Shipping weight: 465 lbs.  
Empty weight: 285 lbs. • Filled weight: 661 lbs.

All CTSN61I tubs have no faucet holes.

White feet are cast iron with white powder coat.

#### The following is recommended for CTSN61I tubs without faucet holes:

- Faucet: part **#4602, 7393 or 7410**
- Rigid, freestanding supplies: part **#4502**
- Leg tub drain: part **#5599**

Bathtubs now ship with the feet attached and leveled.  
Bathtubs are thoroughly inspected before being shipped.

Color Code **WH** White

## Cast Iron Tubs



L 61"

W 30"

H 21½" and 29¼" (from floor to top of tub)

### Harrison 61" Cast Iron Slipper Tub

- Inside finish: white enamel
- Imperial feet are plated brass

Gallon capacity: 45 • Shipping weight: 465 lbs.  
Empty weight: 285 lbs. • Filled weight: 661 lbs.

All CTS7H61I tubs have 7" centers in tub deck, drain end.  
All CTS7HL61I tubs have 7" centers on the left tub rim.  
All CTS7HR61I tubs have 7" centers on the right tub rim.

White feet are cast iron with white powder coat.

Color	Product Number	Feet Finish	Price
WH	CTS7H61I-WH-BL	Painted black	\$3,306
WH	CTS7H61I-WH-BQ	Painted bisque	\$3,306
WH	CTS7H61I-WH-PB	Polished brass	\$3,908
WH	CTS7H61I-WH-CP	Polished chrome	\$3,809
WH	CTS7H61I-WH-PN	Polished nickel	\$4,180
WH	CTS7H61I-WH-BN	Brushed nickel	\$4,180
WH	CTS7H61I-WH-ORB	Oil rubbed bronze	\$4,180
WH	CTS7H61I-WH-WH	Painted white	\$3,306
WH	CTS7HL61I-WH-BL	Painted black	\$3,306
WH	CTS7HL61I-WH-BQ	Painted bisque	\$3,306
WH	CTS7HL61I-WH-PB	Polished brass	\$3,908
WH	CTS7HL61I-WH-CP	Polished chrome	\$3,809
WH	CTS7HL61I-WH-PN	Polished nickel	\$4,180
WH	CTS7HL61I-WH-BN	Brushed nickel	\$4,180
WH	CTS7HL61I-WH-ORB	Oil rubbed bronze	\$4,180
WH	CTS7HL61I-WH-WH	Painted white	\$3,306
WH	CTS7HR61I-WH-BL	Painted black	\$3,306
WH	CTS7HR61I-WH-BQ	Painted bisque	\$3,306
WH	CTS7HR61I-WH-PB	Polished brass	\$3,908
WH	CTS7HR61I-WH-CP	Polished chrome	\$3,809
WH	CTS7HR61I-WH-PN	Polished nickel	\$4,180
WH	CTS7HR61I-WH-BN	Brushed nickel	\$4,180
WH	CTS7HR61I-WH-ORB	Oil rubbed bronze	\$4,180
WH	CTS7HR61I-WH-WH	Painted white	\$3,306

Schedule B

**The following is recommended for CTS7H61I, CTS7HL61I and CTS7HR61I tubs with deck holes:**

- Rim-mounted faucet: part **#4601 or 7529**
- Complete shower unit: part **#4063**
- Straight bath supplies: part **#5577**
- Leg tub drain: part **#5599**

**Do not use with rigid, freestanding supplies**

**Note:** Oil Rubbed Bronze feet may not match perfectly with fillers, supplies and drains.

Bathtubs now ship with the feet attached and leveled.  
Bathtubs are thoroughly inspected before being shipped.

Color Code **WH** White



# Soakers

Cast iron tubs, acrylic tubs, resin tubs, copper tubs, stainless steel tubs

## Cast Iron Tubs



L 67"  
W 29"  
H 22" and 29" (from floor to top of tub)



### Icarus 67" Cast Iron Slipper Tub

- Inside finish: white enamel
- Ball and claw feet are cast iron

Gallon capacity: 57 • Shipping weight: 410 lbs.  
Empty weight: 300 lbs. • Filled weight: 776 lbs.

All CTS7H67 tubs have 7" centers in tub deck.  
All CTSN67 tubs have no faucet holes.



Color	Product Number	Feet Finish	Price
WH	CTS7H67-WH-UF	Unfinished	\$3,115
WH	CTS7H67-WH-BL	Painted black	\$3,115
WH	CTS7H67-WH-BQ	Painted bisque	\$3,115
WH	CTS7H67-WH-PB	Polished brass	\$3,115
WH	CTS7H67-WH-CP	Polished chrome	\$3,115
WH	CTS7H67-WH-WH	Painted white	\$3,115
WH	CTS7H67-WH-PN	Polished nickel	\$3,234
WH	CTS7H67-WH-BN	Brushed nickel	\$3,234
WH	CTS7H67-WH-ORB	Oil rubbed bronze	\$3,568
WH	CTSN67-WH-UF	Unfinished	\$3,115
WH	CTSN67-WH-BL	Painted black	\$3,115
WH	CTSN67-WH-BQ	Painted bisque	\$3,115
WH	CTSN67-WH-PB	Polished brass	\$3,115
WH	CTSN67-WH-CP	Polished chrome	\$3,115
WH	CTSN67-WH-WH	Painted white	\$3,115
WH	CTSN67-WH-PN	Polished nickel	\$3,234
WH	CTSN67-WH-BN	Brushed nickel	\$3,234
WH	CTSN67-WH-ORB	Oil rubbed bronze	\$3,568

Schedule B

#### The following is recommended for CTS7H67 tubs with deck holes:

- Rim-mounted faucet: part **#4601 or 7529**
- Complete shower unit: part **#4063**
- Straight bath supplies: part **#5577**
- Leg tub drain: part **#5599**

#### The following is recommended for CTSN67 tubs without faucet holes:

- Faucet: part **#4602, 7393 or 7410**
- Rigid, freestanding supplies: part **#4502**
- Leg tub drain: part **#5599**

**Note:** Oil Rubbed Bronze feet may not match perfectly with fillers, supplies and drains.

Bathtubs now ship with the feet attached and leveled.  
Bathtubs are thoroughly inspected before being shipped.

Color Code **WH** White

## Cast Iron Tubs

**DISCONTINUED**

L 67"

W 30<sup>3</sup>/<sub>8</sub>"

H 22<sup>1</sup>/<sub>4</sub>" and 28<sup>1</sup>/<sub>2</sub>" (from floor to top of tub)

Color	Product Number	Feet Finish	Price
WH	CTS7H67IG-WH-BL	Painted black	\$3,974
WH	CTS7H67IG-WH-BQ	Painted bisque	\$3,974
WH	CTS7H67IG-WH-PB	Polished brass	\$3,558
WH	CTS7H67IG-WH-CP	Polished chrome	\$3,427
WH	CTS7H67IG-WH-BN	Brushed nickel	\$3,678
WH	CTS7H67IG-WH-ORB	Oil rubbed bronze	\$3,678
WH	CTS7H67IG-WH-WH	Painted white	\$3,974
WH	CTSN67IG-WH-BL	Painted black	\$3,974
WH	CTSN67IG-WH-BQ	Painted bisque	\$3,974
WH	CTSN67IG-WH-PB	Polished brass	\$3,558
WH	CTSN67IG-WH-CP	Polished chrome	\$3,427
WH	CTSN67IG-WH-BN	Brushed nickel	\$3,678
WH	CTSN67IG-WH-ORB	Oil rubbed bronze	\$3,678
WH	CTSN67IG-WH-WH	Painted white	\$3,974

Schedule B

**Note:** Oil Rubbed Bronze feet may not match perfectly with fillers, supplies and drains.

### Jennings 67" Cast Iron Slipper Tub

- Inside finish: white enamel
- Imperial feet are cast iron

Gallon capacity: 43 • Shipping weight: 525 lbs.  
Empty weight: 300 lbs. • Filled weight: 659 lbs.

All CTS7H67IG tubs have 7" centers in tub deck.  
All CTSN67IG tubs have no faucet holes with continuous rolled rim.

**The following is recommended for CTS7H67IG tubs with deck holes:**

- Rim-mounted faucet: part **#4601 or 7529**
- Complete shower unit: part **#4063**
- Straight bath supplies: part **#5577**
- Leg tub drain: part **#5599**

**Do not use with rigid, freestanding supplies**

**The following is recommended for CTSN67IG tubs without faucet holes:**

- Faucet: part **#4602, 7393 or 7410**
- Rigid, freestanding supplies: part **#4502**
- Leg tub drain: part **#5599**

Color Code **WH** White

Bathtubs now ship with the feet attached and leveled.  
Bathtubs are thoroughly inspected before being shipped.

## Cast Iron Tubs

L 67"  
W 30"  
H 25" and 30" (from floor to top of tub)

AVAILABLE  
NEW IMAGE COMING SOON

Color	Product Number	Feet Finish	Price
WH	CTSN67LP-WH-PB	Polished brass	\$4,431
WH	CTSN67LP-WH-CP	Polished chrome	\$4,334
WH	CTSN67LP-WH-BN	Brushed nickel	\$4,694
WH	CTSN67LP-WH-ORB	Oil rubbed bronze	\$4,748
WH	CTSN67LP-WH-WH	Painted white	\$3,601

Schedule B

**Note:** Oil Rubbed Bronze feet may not match perfectly with fillers, supplies and drains.

L 60½"  
W 30½"  
H 23¾" and 31⅛" (from floor to top of tub)

AVAILABLE  
NEW IMAGE COMING SOON

Color	Product Number	Feet Finish	Price
WH	CTS7H61B-WH	Integrated base	\$4,257
WH	CTSN61B-WH	Integrated base	\$4,257

Schedule B

### Kirkland 67" Cast Iron Slipper Tub

- Inside finish: white enamel
- Lion paw feet are cast iron

Gallon capacity: 57 • Shipping weight: 410 lbs.  
Empty weight: 300 lbs. • Filled weight: 776 lbs.

All CTSN67LP tubs have no faucet holes and continuous rolled rim.

**The following is recommended for CTSN67LP tubs without faucet holes:**

- Faucet: part #4602
- Rigid, freestanding supplies: part #4502
- Leg tub drain: part #5599

### Leonardo 61" Cast Iron Slipper Tub on Base

- Inside finish: white enamel
- Integrated base

Gallon capacity: 42 • Shipping weight: 477 lbs.  
Empty weight: 407 lbs. • Filled weight: 758 lbs.

CTS7H61B tub has 7" centers in tub deck.  
CTSN61B tub has no faucet holes

**The following is recommended for CTS7H61B tubs with deck holes:**

- Rim-mounted faucet: part #4601 or 7529
- Complete shower unit: part #4063
- Straight bath supplies: part #5577
- Leg tub drain: part #5599E

**The following is recommended for CTSN61B tub without faucet holes:**

- Faucet: part #4602, 7393 or 7410
- Rigid, freestanding supplies: part #4502
- Leg tub drain: part #5599E

Color Code **WH** White

## Cast Iron Tubs

L 66"  
W 30<sup>1</sup>/<sub>4</sub>"  
H 28<sup>3</sup>/<sub>4</sub>" (from floor to top of tub)

**DISCONTINUED**

Color	Product Number		Price
WH	CTS7H66B-WH	Integrated base	\$4,636
WH	CTSN66B-WH	Integrated base	\$4,636

Schedule B

### Libby 66" Cast Iron Slipper Tub on Base

- Inside finish: white enamel
- Integrated base

Gallon capacity: 38 • Shipping weight: 521 lbs.  
Empty weight: 411 lbs. • Filled weight: 728 lbs.

CTS7H66B tub has 7" centers in tub deck with tap deck.  
CTSN66B tub has no faucet holes and continuous rolled rim.

#### The following is recommended for CTS7H66B tubs with deck holes:

- Rim-mounted faucet: part #4601 or 7529
- Complete shower unit: part #4063
- Straight bath supplies: part #5577
- Leg tub drain: part #5599E

#### The following is recommended for CTSN66B tub without faucet holes:

- Faucet: part #4602, 7393 or 7410
- Rigid, freestanding supplies: part #4502
- Leg tub drain: part #5599E

### Lyndsey 68" Cast Iron Slipper Tub on Base

L 68"  
W 29<sup>1</sup>/<sub>4</sub>"  
H 28<sup>3</sup>/<sub>4</sub>" (from floor to top of tub)

**AVAILABLE**  
**NEW IMAGE COMING SOON**

Color	Product Number	Feet Finish	Price
WH	CTS7H68B-WH	Integrated base	\$4,097
WH	CTSN68B-WH	Integrated base	\$4,097

Schedule B

- Inside finish: white enamel
- Integrated base

Gallon capacity: 35 • Shipping weight: 520 lbs.  
Empty weight: 381 lbs. • Filled weight: 673 lbs.

CTS7H68B tub has 7" centers in tub deck with tap deck.  
CTSN68B tub has no faucet holes and continuous rolled rim.

#### The following is recommended for CTS7H68B tubs with deck holes:

- Rim-mounted faucet: part #4601 or 7529
- Complete shower unit: part #4063
- Straight bath supplies: part #5577
- Leg tub drain: part #5599E

#### The following is recommended for CTSN68B tub without faucet holes:

- Faucet: part #4602, 7393 or 7410
- Rigid, freestanding supplies: part #4502
- Leg tub drain: part #5599E

Color Code **WH** White

## Cast Iron Tubs

AVAILABLE  
NEW IMAGE COMING SOON

L 61"  
W 29<sup>3</sup>/<sub>4</sub>"  
H 29" (from floor to top of tub)



### Macon 61" Cast Iron Double Slipper Tub

- Inside finish: white enamel
- Lion paw feet are cast iron

Gallon capacity: 30 • Shipping weight: 410 lbs  
Empty weight: 300 lbs. • Filled weight: 551 lbs.

All CTDS7H61 tubs have 7" deck holes in the center of long side of the tub.  
All CTDSN61 tubs have no faucet holes.



Color	Product Number	Feet Finish	Price
WH	CTDS7H61-WH-BL	Painted black	\$4,147
WH	CTDS7H61-WH-BQ	Painted bisque	\$4,147
WH	CTDS7H61-WH-PB	Polished brass	\$4,279
WH	CTDS7H61-WH-CP	Polished chrome	\$4,147
WH	CTDS7H61-WH-BN	Brushed nickel	\$4,443
WH	CTDS7H61-WH-ORB	Oil rubbed bronze	\$4,443
WH	CTDS7H61-WH-WH	Painted white	\$4,147
WH	CTDSN61-WH-BL	Painted black	\$4,147
WH	CTDSN61-WH-BQ	Painted bisque	\$4,147
WH	CTDSN61-WH-PB	Polished brass	\$4,279
WH	CTDSN61-WH-CP	Polished chrome	\$4,147
WH	CTDSN61-WH-BN	Brushed nickel	\$4,443
WH	CTDSN61-WH-ORB	Oil rubbed bronze	\$4,443
WH	CTDSN61-WH-WH	Painted white	\$4,147

Schedule B

#### The following is recommended for CTDS7H61 tubs with deck holes:

- Rim-mounted faucet: part #4601 or 7529
- Straight bath supplies: part #5577
- Leg tub drain: part #5599

#### The following is recommended for CTDSN61 tubs without faucet holes:

- Faucet: part #4602, 7393 or 7410
- Rigid, freestanding supplies: part #4502
- Leg tub drain: part #5599

**Note:** Oil Rubbed Bronze feet may not match perfectly with fillers, supplies and drains.

Bathtubs now ship with the feet attached and leveled.  
Bathtubs are thoroughly inspected before being shipped.

Color Code **WH** White

## Cast Iron Tubs



### Markus 66" Cast Iron Double Slipper Tub

- Inside finish: white enamel
- Majestic Lion Paw feet are cast iron

Gallon capacity: 48 • Shipping weight: 436 lbs.  
Empty weight: 353 lbs. • Filled weight: 754 lbs.

CTDS7H66 tub has 7" centers in tub deck.  
CTDSN66 tub has no faucet holes and continuous rolled rim.

Color	Product Number	Feet Finish	Price
WH	CTDS7H66-WH-CP	Polished chrome	\$3,833
WH	CTDS7H66-WH-BN	Brushed nickel	\$3,833
WH	CTDS7H66-WH-ORB	Oil Rubbed bronze	\$3,833
WH	CTDS7H66-WH-PB	Polished brass	\$4,116
WH	CTDSN66-WH-CP	Polished chrome	\$3,833
WH	CTDSN66-WH-BN	Brushed nickel	\$3,833
WH	CTDSN66-WH-ORB	Oil Rubbed bronze	\$3,833
WH	CTDSN66-WH-PB	Polished brass	\$4,116

Schedule B

#### The following is recommended for CTDS7H66 tubs with deck holes:

- Rim-mounted faucet: part **#4601 or 7529**
- Straight bath supplies: part **#5577**
- Leg tub drain: part **#5599**

#### The following is recommended for CTDSN66 tubs without faucet holes:

- Faucet: part **#4602, 7393 or 7410**
- Rigid, freestanding supplies: part **#4502**
- Leg tub drain: part **#5599**

**Note:** Oil Rubbed Bronze feet may not match perfectly with fillers, supplies and drains.

Bathtubs now ship with the feet attached and leveled.  
Bathtubs are thoroughly inspected before being shipped.

Color Code **WH** White

# Soakers

Cast iron tubs, acrylic tubs, resin tubs, copper tubs, stainless steel tubs

## Cast Iron Tubs



L 71"  
W 30½"  
H 30" (from floor to top of tub)  
18½" (from floor to top center of tub)  
26¾" (from bottom of tub to top of tub)

Color	Product Number	Feet Finish	Price
WH	CTDSH-WH-UF	Unfinished	\$3,328
WH	CTDSH-WH-BL	Painted black	\$3,579
WH	CTDSH-WH-BQ	Painted bisque	\$3,579
WH	CTDSH-WH-PB	Polished brass	\$3,591
WH	CTDSH-WH-CP	Polished chrome	\$3,591
WH	CTDSH-WH-WH	Painted white	\$3,579
WH	CTDSH-WH-PN	Polished nickel	\$3,672
WH	CTDSH-WH-SN	Brushed nickel	\$3,672
WH	CTDSH-WH-ORB	Oil rubbed bronze	\$4,246
WH	CTDSN-WH-UF	Unfinished	\$3,328
WH	CTDSN-WH-BL	Painted black	\$3,579
WH	CTDSN-WH-BQ	Painted bisque	\$3,579
WH	CTDSN-WH-PB	Polished brass	\$3,591
WH	CTDSN-WH-CP	Polished chrome	\$3,591
WH	CTDSN-WH-WH	Painted white	\$3,579
WH	CTDSN-WH-PN	Polished nickel	\$3,672
WH	CTDSN-WH-SN	Brushed nickel	\$3,672
WH	CTDSN-WH-ORB	Oil rubbed bronze	\$4,246

Schedule B

CTDSN tubs can have 8" deck holes drilled upon request. Tubs that have been drilled with 8" deck holes are "special order" and are not returnable.

**Note:** Oil Rubbed Bronze feet may not match perfectly with fillers, supplies and drains.

## Marshall 71" Cast Iron Double Slipper Tub

- Inside finish: white enamel
- Non-skid strips
- Lion paw feet are cast iron

Gallon capacity: 43½ • Shipping weight: 544 lbs.  
Empty weight: 364 lbs. • Filled weight: 728 lbs.

All CTDSH tubs have 7" deck holes in the center of long side of the tub.

All CTDSN tubs have no faucet holes with tap deck.



The following is recommended for CTDSH tubs with deck holes:

- Rim-mounted faucet: part #4601 or 7529
- Straight bath supplies: part #5577
- Leg tub drain: part #5599

The following is recommended for CTDSN tubs without faucet holes:

- Faucet: part #4602, 7393 or 7410
- Rigid, freestanding supplies: part #4502
- Leg tub drain: part #5599

## Marshall Double Slipper Tub and Base Combination



Color	Product Number	Price
WH	CTDSHB-WH (with holes)	\$4,109
WH	CTDSNB-WH (without holes)	\$4,109

Bathtubs now ship with the feet attached and leveled.  
Bathtubs are thoroughly inspected before being shipped.

Color Code **WH** White



## Cast Iron Tubs

**DISCONTINUED**  
Try our Marshall  
on Page 44

L 72"  
W 31"  
H 30½" (from floor to top of tub)

Color	Product Number	Feet Finish	Price
WH	CTDS7H72M-WH-PB	Polished brass	\$4,639
WH	CTDS7H72M-WH-CP	Polished chrome	\$4,639
WH	CTDS7H72M-WH-WH	Painted white	\$4,083
WH	CTDS7H72M-WH-BN	Brushed nickel	\$5,229
WH	CTDS7H72M-WH-ORB	Oil rubbed bronze	\$5,229
WH	CTDS8H72M-WH-PB	Polished brass	\$4,639
WH	CTDS8H72M-WH-CP	Polished chrome	\$4,639
WH	CTDS8H72M-WH-WH	Painted white	\$4,083
WH	CTDS8H72M-WH-BN	Brushed nickel	\$5,229
WH	CTDS8H72M-WH-ORB	Oil rubbed bronze	\$5,229
WH	CTDSN72M-WH-PB	Polished brass	\$4,639
WH	CTDSN72M-WH-CP	Polished chrome	\$4,639
WH	CTDSN72M-WH-WH	Painted white	\$4,083
WH	CTDSN72M-WH-BN	Brushed nickel	\$5,229
WH	CTDSN72M-WH-ORB	Oil rubbed bronze	\$5,229

Schedule B

**Note:** Oil Rubbed Bronze feet may not match perfectly with fillers, supplies and drains.

### Mendon 72" Cast Iron Double Slipper Tub

- Inside finish: white enamel
- Contemporary ball and claw feet are cast iron

Gallon capacity: 50 • Shipping weight: 527 lbs  
Empty weight: 347 lbs. • Filled weight: 765 lbs.

All CTDS7H72M tubs have 7" deck holes in the center of long side of the tub.

All CTDS8H72M tubs have 8" deck holes in the center of long side of the tub.

All CTDSN72M tubs have no faucet holes.



**The following is recommended for CTDS7H72M tubs with deck holes:**

- Rim-mounted faucet: part **#4601 or 7529**
- Straight bath supplies: part **#5577**
- Leg tub drain: part **#5599E**

**The following is recommended for CTDSN72M tubs without faucet holes:**

- Faucet: part **#4602, 7393 or 7410**
- Rigid, freestanding supplies: part **#4502**
- Leg tub drain: part **#5599E**

Bathtubs now ship with the feet attached and leveled.  
Bathtubs are thoroughly inspected before being shipped.

Color Code **WH** White

## Cast Iron Tubs

AVAILABLE  
NEW IMAGE COMING SOON

L 72"

W 30<sup>3</sup>/<sub>4</sub>"

H 22<sup>3</sup>/<sub>8</sub>" and 29<sup>1</sup>/<sub>2</sub>" (from floor to top of tub)

Color	Product Number	Feet Finish	Price
WH	CTDS7H72B-WH	Decorative base	\$4,497
WH	CTDSN72B-WH	Decorative base	\$4,497

Schedule B

### Oxnard 72" Cast Iron Double Slipper Tub on Base

- Inside finish: white enamel
- Decorative base

Gallon capacity: 36 • Shipping weight: 695 lbs.  
Empty weight: 470 lbs. • Filled weight: 771 lbs.

CTDS7H72B tub has 7" centers in tub deck.  
CTDSN72B tub has no faucet holes with continuous rolled rim.



#### The following is recommended for CTDS7H72B tubs with deck holes:

- Rim-mounted faucet: part #4601 or 7529
- Straight bath supplies: part #5577
- Leg tub drain: part #5599E

#### The following is recommended for CTDSN72B tub without faucet holes:

- Faucet: part #4602, 7393 or 7410
- Rigid, freestanding supplies: part #4502
- Leg tub drain: part #5599E

Color Code WH White

## Cast Iron Tubs



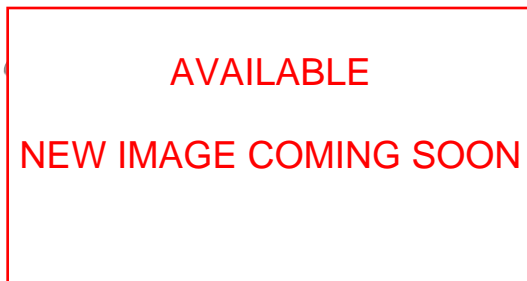
L 58½"

W 30½"

H 26½ (from floor to top of tub)

Color	Product Number	Feet Finish	Price
WH	CTDS7H59L-WH-PB	Polished brass	\$3,429
WH	CTDS7H59L-WH-CP	Polished chrome	\$3,337
WH	CTDS7H59L-WH-BN	Brushed nickel	\$3,352
WH	CTDS7H59L-WH-ORB	Oil rubbed bronze	\$3,337
WH	CTDSN59L-WH-PB	Polished brass	\$3,429
WH	CTDSN59L-WH-CP	Polished chrome	\$3,337
WH	CTDSN59L-WH-BN	Brushed nickel	\$3,352
WH	CTDSN59L-WH-ORB	Oil rubbed bronze	\$3,337

Schedule B



L 73"

W 30"

H 30" (from floor to top of tub)

Color	Product Number	Feet Finish	Price
WH	CTDS7H73L-WH-PB	Polished brass	\$5,252
WH	CTDS7H73L-WH-CP	Polished chrome	\$5,130
WH	CTDS7H73L-WH-BN	Brushed nickel	\$5,491
WH	CTDS7H73L-WH-ORB	Oil rubbed bronze	\$5,491
WH	CTDSN73L-WH-PB	Polished brass	\$5,252
WH	CTDSN73L-WH-CP	Polished chrome	\$5,130
WH	CTDSN73L-WH-BN	Brushed nickel	\$5,491
WH	CTDSN73L-WH-ORB	Oil rubbed bronze	\$5,491

Schedule B

**Note:** Oil Rubbed Bronze feet may not match perfectly with fillers, supplies and drains.

Color Code **WH** White

### Nathaniel 59" Cast Iron Double Slipper Tub

- Inside finish: white enamel
- Regal imperial feet are plated brass

Gallon capacity: 34 • Shipping weight: 525 lbs.  
Empty weight: 300 lbs. • Filled weight: 597 lbs.

All CTDSN59L tubs have no faucet holes and continuous rolled rim.

**The following is recommended for CTDS7H59L tubs with deck holes:**

- Rim-mounted faucet: part **#4601 or 7529**
- Straight bath supplies: part **#5577**
- Leg tub drain: part **#5599E**

**The following is recommended for CTDSN59L tubs without faucet holes:**

- Faucet: part **#4602**
- Rigid, freestanding supplies: part **#4502**
- Leg tub drain: part **#5599E**

### Nelson 73" Cast Iron Double Slipper Tub

- Inside finish: white enamel
- Regal imperial feet are plated brass

Gallon capacity: 57 • Shipping weight: 525 lbs.  
Empty weight: 300 lbs. • Filled weight: 776 lbs.

All CTDSN73L tubs have no faucet holes and continuous rolled rim.

**The following is recommended for CTDS7H73L tubs with deck holes:**

- Rim-mounted faucet: part **#4601 or 7529**
- Straight bath supplies: part **#5577**
- Leg tub drain: part **#5599E**

**The following is recommended for CTDSN73L tubs without faucet holes:**

- Faucet: part **#4602**
- Rigid, freestanding supplies: part **#4502**
- Leg tub drain: part **#5599E**

Bathtubs now ship with the feet attached and leveled.  
Bathtubs are thoroughly inspected before being shipped.

## Cast Iron Tubs

L 72"  
W 30<sup>5</sup>/<sub>8</sub>"  
H 24<sup>1</sup>/<sub>2</sub> and 32<sup>1</sup>/<sub>4</sub>" (from floor to top of tub)

**DISCONTINUED**

Color	Product Number	Feet Finish	Price
WH	CTDS7H72HB-WH	Cast iron base	\$5,470
WH	CTDSN72HB-WH	Cast iron base	\$5,470

Schedule B

### Percy 72" Cast Iron Double Slipper Tub on Base

- Inside finish: white enamel
- Cast iron base

Gallon capacity: 37 • Shipping weight: 620 lbs.  
Empty weight: 540 lbs. • Filled weight: 849 lbs.

CTDS7H72HB tub has 7" centers in tub deck.  
CTDSN72HB tub has no faucet holes and continuous rolled rim.

#### The following is recommended for CTDS7H72HB tubs with deck holes:

- Rim-mounted faucet: part **#4601 or 7529**
- Complete shower unit: part **#4063**
- Straight bath supplies: part **#5577**
- Leg tub drain: part **#5599E**

#### The following is recommended for CTDSN72HB tub without faucet holes:

- Faucet: part **#4602, 7393 or 7410**
- Rigid, freestanding supplies: part **#4502**
- Leg tub drain: part **#5599E**

### Randall 72" Cast Iron Double Slipper Tub on Base

- Inside finish: white enamel
- Decorative base

Gallon capacity: 53 • Shipping weight: 730 lbs.  
Empty weight: 563 lbs. • Filled weight: 1,006 lbs.

CTDSN74B tub has no faucet holes and continuous rolled rim.

#### The following is recommended for CTDSN74B tub without faucet holes:

- Faucet: part **#4602, 7393 or 7410**
- Rigid, freestanding supplies: part **#4502**
- Leg tub drain: part **#5599E**

L 72"  
W 30"  
H 24<sup>3</sup>/<sub>4</sub>" and 29" (from floor to top of tub)

**AVAILABLE**  
**NEW IMAGE COMING SOON**

Color	Product Number	Feet Finish	Price
WH	CTDSN74B-WH	Decorative base	\$ 5,808

Schedule B

Bathtubs now ship with the feet attached and leveled.  
Bathtubs are thoroughly inspected before being shipped.

Color Code **WH** White

## Cast Iron Tubs

L 66"  
W 28½"  
H 26½"

AVAILABLE  
NEW IMAGE COMING SOON

Color	Product Number		Price
WH	CTBATN66-WH	Plain metal skirt	\$7,329

Schedule B

Order **#DRILL-OFF** to have an overflow drilled in an **CTBATN66** tub.  
With overflow drilled, this tub requires drain part **#5599PD**.

### Raynor 66" Cast Iron Bateau Tub

- Inside finish: white enamel
- Skirted design
- No overflow

Gallon capacity: 46 • Shipping weight: 589 lbs.  
Empty weight: 479 lbs. • Filled weight: 863 lbs.

CTBATN66 tub has no faucet holes and continuous rolled rim.

**The following is recommended for CTBATN66 tub without faucet holes:**

- Faucet: part **#4602, 7393 or 7410**
- Rigid, freestanding supplies: part **#4502**
- Leg tub drain: part **#5599LT**

L 66"  
W 28½"  
H 29"

DISCONTINUED

Color	Product Number		Price
WH	CTBATN66DS-WH	Stainless steel skirt	\$11,185

Schedule B

### Roanoke 66" Cast Iron Bateau Tub

- Inside finish: white enamel
- Skirted design

Gallon capacity: 46 • Shipping weight: 595 lbs.  
Empty weight: 485 lbs. • Filled weight: 869 lbs.

CTBATN67DS tub has no faucet holes and continuous rolled rim.

**The following is recommended for CTBATN67DS tub without faucet holes:**

- Faucet: part **#4602, 4604 or 4022**
- Rigid, freestanding supplies: part **#4502**
- Freestanding filler: part **#7901, 7913 or 7918**  
(Do not need bath supplies)
- Leg tub drain: part **#5599E**

Bathtubs now ship with the feet attached and leveled.  
Bathtubs are thoroughly inspected before being shipped.

Color Code **WH** White

## Cast Iron Tubs

L 67"  
W 26<sup>3</sup>/<sub>4</sub>"  
H 27<sup>1</sup>/<sub>2</sub>"

**DISCONTINUED**

Color	Product Number	Feet Finish	Price
WH	CTBATN67C-WH	Plain metal skirt	\$6,429

Schedule B

### Rutland 67" Cast Iron Bateau Tub

- Inside finish: white enamel
- Skirted design

Gallon capacity: 35 • Shipping weight: 504 lbs.  
Empty weight: 394 lbs. • Filled weight: 686 lbs.

CTBATN67C tub has no faucet holes and continuous rolled rim.

**The following is recommended for CTBATN67C tub without faucet holes:**

- Faucet: part **#4602, 7393 or 7410**
- Rigid, freestanding supplies: part **#4502**
- Leg tub drain: part **#5599E**

L 68"  
W 26"  
H 26"

**DISCONTINUED**

Color	Product	Feet Finish	Price
WH	CTBATN68P-WH	Diamond embossed skirt	\$7,243

Schedule B

### Samuel 68" Cast Iron Bateau Tub

- Inside finish: white enamel
- Skirted design

Gallon capacity: 32 • Shipping weight: 575 lbs.  
Empty weight: 465 lbs. • Filled weight: 732 lbs.

CTBATN68P tub has no faucet holes and continuous rolled rim.

**The following is recommended for CTBATN68P tub without faucet holes:**

- Faucet: part **#4602, 7393 or 7410**
- Rigid, freestanding supplies: part **#4502**
- Leg tub drain: part **#5599E**

Color Code **WH** White

## Cast Iron Tubs

L 68"  
W 26"  
H 28"

**DISCONTINUED**

Color	Product Number		Price
WH	CTBATN68MS-WH	Stainless steel skirt	\$11,283

Schedule B

### Sandburg 68" Cast Iron Bateau Tub with Skirt

- Inside finish: white enamel
- Stainless steel skirt
- No faucet holes

Gallon capacity: 32 • Shipping weight: 504 lbs.

Empty weight: 324 lbs. • Filled weight: 592 lbs.

**The following is recommended for CTBATN68MS tub without faucet holes:**

- Faucet: part **#4602, 7393 or 7410**
- Rigid, freestanding supplies: part **#4502**
- Leg tub drain: part **#5599E**

L 67<sup>7</sup>/<sub>8</sub>"  
W 26<sup>3</sup>/<sub>4</sub>"  
H 27<sup>1</sup>/<sub>2</sub>"

**AVAILABLE**  
**NEW IMAGE COMING SOON**

Color	Product Number		Price
WH	CTBATN68-WH	Plain metal skirt	\$5,080

Schedule B

### Wakely 68" Cast Iron Bateau Tub with Plain Skirt

- Inside finish: white enamel
- Plain metal skirt
- No faucet holes

Gallon capacity: 40 • Shipping weight: 504 lbs.

Empty weight: 324 lbs. • Filled weight: 658 lbs.

**The following is recommended for CTBATN68 tub without faucet holes:**

- Faucet: part **#4602, 7393 or 7410**
- Rigid, freestanding supplies: part **#4502**
- Leg tub drain: part **#5599E**

Bathtubs now ship with the feet attached and leveled.  
Bathtubs are thoroughly inspected before being shipped.

Color Code **WH** White



## Acrylic Tubs

AVAILABLE  
NEW IMAGE COMING SOON

L 53"  
W 31"  
H 26" (from floor to top of tub)



### Alexia 53" Acrylic Roll Top Tub

- Double-walled acrylic
- Ball and claw feet are plated brass

Gallon capacity: 59 • Shipping weight: 358 lbs.  
Empty weight: 178 lbs. • Filled weight: 671 lbs.

All ATR53 tubs have 3½" centers in tub wall.  
All ATRN53 tubs have no faucet holes.  
All ATR7H53 tubs have 7" centers in tub deck.



Color	Product Number	Feet Finish	Price
WH	ATR53-WH-PB	Polished brass	\$3,077
WH	<del>ATR53-WH-CP</del>	<del>Polished chrome</del>	<del>\$3,077</del>
WH	<del>ATR53-WH-WH</del>	<del>Painted white</del>	<del>\$3,077</del>
WH	<del>ATR53-WH-BN</del>	<del>Brushed nickel</del>	<del>\$3,295</del>
WH	<del>ATR53-WH-ORB</del>	<del>Oil rubbed bronze</del>	<del>\$3,295</del>
WH	ATR7H53-WH-PB	Polished brass	\$3,077
WH	ATR7H53-WH-CP	Polished chrome	\$3,077
WH	<del>ATR7H53-WH-WH</del>	<del>Painted white</del>	<del>\$3,077</del>
WH	ATR7H53-WH-BN	Brushed nickel	\$3,295
WH	ATR7H53-WH-ORB	Oil rubbed bronze	\$3,295
WH	ATRN53-WH-PB	Polished brass	\$3,077
WH	ATRN53-WH-CP	Polished chrome	\$3,077
WH	<del>ATRN53-WH-WH</del>	<del>Painted white</del>	<del>\$3,077</del>
WH	ATRN53-WH-BN	Brushed nickel	\$3,295
WH	ATRN53-WH-ORB	Oil rubbed bronze	\$3,295

Schedule B

#### The following is recommended for ATR53 roll top tubs with faucet holes:

- Tub wall-mounted faucets: **#4022, 4025 or 4035**
- Double offset bath supplies: part **#5576**
- Leg tub drain: part **#5599**

**Do not use with rigid, freestanding supplies**

#### The following is recommended for ATR7H53 tubs with deck holes:

- Rim-mounted faucet: part **#4601 or 7529**
- Straight bath supplies: part **#5577**
- Leg tub drain: part **#5599**

#### The following is recommended for ATRN53 tubs without faucet holes:

- Faucet: part **#4602, 7393 or 7410**
- Rigid, freestanding supplies: part **#4502**
- Leg tub drain: part **#5599**

**Note:** Oil Rubbed Bronze feet may not match perfectly with fillers, supplies and drains.

Bathtubs now ship with the feet attached and leveled.  
Bathtubs are thoroughly inspected before being shipped.

Color Code **WH** White

## Acrylic Tubs

**DISCONTINUED**

**Try our Alexia  
on Page 52**

L 54½"

W 30"

H 22½" (from floor to top of tub)



### Alicia 55" Acrylic Roll Top Tub

- Double-walled acrylic
- Ball and claw feet are cast aluminum

Gallon capacity: 25 • Shipping weight: 375 lbs.  
Empty weight: 150 lbs. • Filled weight: 359 lbs.

All ATR55 tubs have 3½" centers in tub wall.  
All ATR7H55 tubs have 7" centers in tub deck.  
All ATRN55 tubs have no faucet holes.



Color	Product Number	Feet Finish	Price
WH	ATR55-WH-PB	Polished brass	\$2,498
WH	ATR55-WH-CP	Polished chrome	\$2,421
WH	ATR55-WH-BN	Brushed nickel	\$2,782
WH	ATR55-WH-ORB	Oil rubbed bronze	\$2,848
WH	ATR7H55-WH-PB	Polished brass	\$2,498
WH	ATR7H55-WH-CP	Polished chrome	\$2,421
WH	ATR7H55-WH-BN	Brushed nickel	\$2,782
WH	ATR7H55-WH-ORB	Oil rubbed bronze	\$2,848
WH	ATRN55-WH-PB	Polished brass	\$2,498
WH	ATRN55-WH-CP	Polished chrome	\$2,421
WH	ATRN55-WH-BN	Brushed nickel	\$2,782
WH	ATRN55-WH-ORB	Oil rubbed bronze	\$2,848

Schedule B

**Note:** Oil Rubbed Bronze feet may not match perfectly with fillers, supplies and drains.

#### The following is recommended for ATR55 roll top tubs with holes:

- Tub wall-mounted faucets: **#4022, 4025 or 4035**
- Double offset bath supplies: part **#5576**
- Leg tub drain: part **#5599**

**Do not use with rigid, freestanding supplies**

#### The following is recommended for ATR7H55 tubs with deck holes:

- Rim-mounted faucet: part **#4601 or 7529**
- Straight bath supplies: part **#5577**
- Leg tub drain: part **#5599**

#### The following is recommended for ATRN55 tubs without faucet holes:

- Faucet: part **#4602, 7393 or 7410**
- Rigid, freestanding supplies: part **#4502**
- Leg tub drain: part **#5599**

Color Code **WH** White

Bathtubs now ship with the feet attached and leveled.  
Bathtubs are thoroughly inspected before being shipped.

## Acrylic Tubs

**DISCONTINUED**

**Try our Amelia  
on Page 55**

L 57"

W 31"

H 26" (from floor to top of tub)

### Aline 57" Acrylic Roll Top Tub

- Double-walled acrylic
- Ball and claw feet are plated brass

Gallon capacity: 63 • Shipping weight: 371 lbs.  
Empty weight: 191 lbs. • Filled weight: 717 lbs.

All ATR57 tubs have 3/8" centers in tub wall.  
All ATR7H57 tubs have 7" centers in tub deck.  
All ATRN57 tubs have no faucet holes.



Color	Product Number	Feet Finish	Price
WH	ATR57-WH-PB	Polished brass	\$3,109
WH	ATR57-WH-CP	Polished chrome	\$3,109
WH	ATR57-WH-WH	Painted white	\$3,109
WH	ATR57-WH-BN	Brushed nickel	\$3,328
WH	ATR57-WH-ORB	Oil rubbed bronze	\$3,328
WH	ATR7H57-WH-PB	Polished brass	\$3,109
WH	ATR7H57-WH-CP	Polished chrome	\$3,109
WH	ATR7H57-WH-WH	Painted white	\$3,109
WH	ATR7H57-WH-BN	Brushed nickel	\$3,328
WH	ATR7H57-WH-ORB	Oil rubbed bronze	\$3,328
WH	ATRN57-WH-PB	Polished brass	\$3,109
WH	ATRN57-WH-CP	Polished chrome	\$3,109
WH	ATRN57-WH-WH	Painted white	\$3,109
WH	ATRN57-WH-BN	Brushed nickel	\$3,328
WH	ATRN57-WH-ORB	Oil rubbed bronze	\$3,328

Schedule B

#### The following is recommended for ATR57 roll top tubs with faucet holes:

- Tub wall-mounted faucets: **#4022, 4025 or 4035**
- Double offset bath supplies: part **#5576**
- Leg tub drain: part **#5599**

#### Do not use with rigid, freestanding supplies

#### The following is recommended for ATR7H57 tubs with deck holes:

- Rim-mounted faucet: part **#4601 or 7529**
- Straight bath supplies: part **#5577**
- Leg tub drain: part **#5599**

#### The following is recommended for ATRN57 tubs without faucet holes:

- Faucet: part **#4602, 7393 or 7410**
- Rigid, freestanding supplies: part **#4502**
- Leg tub drain: part **#5599**

**Note:** Oil Rubbed Bronze feet may not match perfectly with fillers, supplies and drains.

Bathtubs now ship with the feet attached and leveled.  
Bathtubs are thoroughly inspected before being shipped.

Color Code **WH** White

## Acrylic Tubs



L 59"  
W 30½"  
H 24" (from floor to top of tub)

### Amelia 59" Acrylic Roll Top Tub

- Double-walled acrylic
- Ball and claw feet are cast aluminum

Gallon capacity: 42 • Shipping weight: 375 lbs.  
Empty weight: 150 lbs. • Filled weight: 501 lbs.

All ATR58 tubs have 3½" centers in tub wall.  
All ATR7H58 tubs have 7" centers in tub deck  
All ATRN58 tubs have no faucet holes.



Color	Product Number	Feet Finish	Price
WH	<del>ATR58-WH-PB</del>	<del>Polished brass</del>	<del>\$2,848</del>
WH	<del>ATR58-WH-CP</del>	<del>Polished chrome</del>	<del>\$2,759</del>
WH	<del>ATR58-WH-BN</del>	<del>Brushed nickel</del>	<del>\$3,153</del>
WH	<del>ATR58-WH-ORB</del>	<del>Oil rubbed bronze</del>	<del>\$3,219</del>
WH	ATR7H58-WH-PB	Polished brass	\$2,848
WH	ATR7H58-WH-CP	Polished chrome	\$2,759
WH	ATR7H58-WH-BN	Brushed nickel	\$3,153
WH	ATR7H58-WH-ORB	Oil rubbed bronze	\$3,219
WH	ATRN58-WH-PB	Polished brass	\$2,848
WH	ATRN58-WH-CP	Polished chrome	\$2,759
WH	ATRN58-WH-BN	Brushed nickel	\$3,153
WH	ATRN58-WH-ORB	Oil rubbed bronze	\$3,219

Schedule B

**Note:** Oil Rubbed Bronze feet may not match perfectly with fillers, supplies and drains.

#### The following is recommended for ATR58 roll top tubs with holes:

- Tub wall-mounted faucets: **#4022, 4025 or 4035**
- Double offset bath supplies: part **#5576**
- Leg tub drain: part **#5599**

**Do not use with rigid, freestanding supplies**

#### The following is recommended for ATR7H58 tubs with deck holes:

- Rim-mounted faucet: part **#4601 or 7529**
- Straight bath supplies: part **#5577**
- Leg tub drain: part **#5599**

#### The following is recommended for ATRN58 tubs without faucet holes:

- Faucet: part **#4602, 7393 or 7410**
- Rigid, freestanding supplies: part **#4502**
- Leg tub drain: part **#5599**

Bathtubs now ship with the feet attached and leveled.  
Bathtubs are thoroughly inspected before being shipped.

Color Code **WH** White

# Soakers

Cast iron tubs, acrylic tubs, resin tubs, copper tubs,  
stainless steel tubs

## Acrylic Tubs



L 60"  
W 30"  
H 24½" (from floor to top of tub)  
17¾" (from bottom of tub)



### Andover 60" Acrylic Roll Top Tub

- Inside finish is either white or bisque to match outside color
- Ball and claw feet are cast aluminum
- Outside is painted over textured fiber glass
- Overflow

Gallon capacity: 40 • Shipping weight: 110 lbs.  
Empty weight: 62 lbs. • Filled weight: 338 lbs.

All ATR60 tubs have 3½" centers in tub wall with continuous rolled rim.

Color	Product Number	Feet Finish	Price
WH	ATR60-WH-PB	Polished brass	\$2,050
BQ	ATR60-BQ-PB	Polished brass	\$2,050
WH	ATR60-WH-CP	Polished chrome	\$2,050
BQ	ATR60-BQ-CP	Polished chrome	\$2,050
WH	ATR60-WH-BQ	Painted bisque	\$2,093
BQ	ATR60-BQ-BQ	Painted bisque	\$2,093
WH	ATR60-WH-BL	Painted black	\$2,093
BQ	ATR60-BQ-BL	Painted black	\$2,093
WH	ATR60-WH-WH	Painted white	\$2,093
BQ	ATR60-BQ-WH	Painted white	\$2,093
WH	ATR60-WH-PN	Polished nickel	\$2,181
BQ	ATR60-BQ-PN	Polished nickel	\$2,181
WH	ATR60-WH-BN	Brushed nickel	\$2,181
BQ	ATR60-BQ-BN	Brushed nickel	\$2,181
WH	ATR60-WH-ORB	Oil rubbed bronze	\$2,181
BQ	ATR60-BQ-ORB	Oil rubbed bronze	\$2,181

Schedule B

The following is recommended for ATR60 roll top tubs with faucet holes:

- Tub wall-mounted faucets: **#4022, 4025 or 4035**
- Double offset bath supplies: part **#5576**
- Leg tub drain: part **#5599**

**Do not use with rigid, freestanding supplies**

**Note:** Oil Rubbed Bronze feet may not match perfectly with fillers, supplies and drains.

Bathtubs now ship with the feet attached and leveled.  
Bathtubs are thoroughly inspected before being shipped.

Color Code **BQ** Bisque **WH** White

## Acrylic Tubs



L 60"  
W 30"  
H 24½" (from floor)  
18" (from bottom of tub)



### Anthea 60" Acrylic Roll Top Tub

- Inside finish is either white or bisque to match outside color
- Overflow
- Double-walled acrylic
- Ball and claw feet are cast aluminum

Gallon capacity: 40 • Shipping weight: 110 lbs.  
Empty weight: 62 lbs. • Filled weight: 338 lbs.

All ADTR60 tubs have 3½" centers in tub wall with continuous rolled rim.

Color	Product Number	Feet Finish	Price
WH	ADTR60-WH-PB	Polished brass	\$2,213
BQ	ADTR60-BQ-PB	Polished brass	\$2,213
WH	ADTR60-WH-CP	Polished chrome	\$2,213
BQ	ADTR60-BQ-CP	Polished chrome	\$2,213
WH	ADTR60-WH-BQ	Painted bisque	\$2,257
BQ	ADTR60-BQ-BQ	Painted bisque	\$2,257
WH	ADTR60-WH-BL	Painted black	\$2,257
BQ	ADTR60-BQ-BL	Painted black	\$2,257
WH	ADTR60-WH-WH	Painted white	\$2,257
BQ	ADTR60-BQ-WH	Painted white	\$2,257
WH	ADTR60-WH-PN	Polished nickel	\$2,344
BQ	ADTR60-BQ-PN	Polished nickel	\$2,344
WH	ADTR60-WH-BN	Brushed nickel	\$2,344
BQ	ADTR60-BQ-BN	Brushed nickel	\$2,344
WH	ADTR60-WH-ORB	Oil rubbed bronze	\$2,344
BQ	ADTR60-BQ-ORB	Oil rubbed bronze	\$2,344

Schedule B

**Note:** Oil Rubbed Bronze feet may not match perfectly with fillers, supplies and drains.

The following is recommended for ADTR60 roll top tubs with holes:

- Tub wall-mounted faucets: **#4022, 4025 or 4035**
- Double offset bath supplies: part **#5576**
- Leg tub drain: part **#5599**

**Do not use with rigid, freestanding supplies**

Color Code **BQ** Bisque **WH** White

Bathtubs now ship with the feet attached and leveled.  
Bathtubs are thoroughly inspected before being shipped.

## Acrylic Tubs

**DISCONTINUED**

**Try our Anthea  
on Page 57**

L 61"  
W 31"  
H 26" (from floor to top of tub)



### Archer 61" Acrylic Roll Top Tub

- Double-walled acrylic
- Ball and claw feet are plated brass

Gallon capacity: 67 • Shipping weight: 384 lbs.  
Empty weight: 204 lbs. • Filled weight: 764 lbs.

All ATR61 tubs have 3½" centers in tub wall.  
All ATR7H61 tubs have 7" centers in tub deck.  
All ATRN61 tubs have no faucet holes.



Color	Product Number	Feet Finish	Price
WH	ATR61-WH-PB	Polished brass	\$3,153
WH	ATR61-WH-CP	Polished chrome	\$3,153
WH	ATR61-WH-WH	Painted white	\$3,153
WH	ATR61-WH-BN	Brushed nickel	\$3,371
WH	ATR61-WH-ORB	Oil rubbed bronze	\$3,371
WH	ATR7H61-WH-PB	Polished brass	\$3,153
WH	ATR7H61-WH-CP	Polished chrome	\$3,153
WH	ATR7H61-WH-WH	Painted white	\$3,153
WH	ATR7H61-WH-BN	Brushed nickel	\$3,371
WH	ATR7H61-WH-ORB	Oil rubbed bronze	\$3,371
WH	ATRN61-WH-PB	Polished brass	\$3,153
WH	ATRN61-WH-CP	Polished chrome	\$3,153
WH	ATRN61-WH-WH	Painted white	\$3,153
WH	ATRN61-WH-BN	Brushed nickel	\$3,371
WH	ATRN61-WH-ORB	Oil rubbed bronze	\$3,371

Schedule B

**Note:** Oil Rubbed Bronze feet may not match perfectly with fillers, supplies and drains.

**The following is recommended for ATR61 roll top tubs:**

- Tub wall-mounted faucets: **#4022, 4025 or 4035**
- Double offset bath supplies: part **#5576**
- Leg tub drain: part **#5599**

**Do not use with rigid, freestanding supplies**

**The following is recommended for ATR7H61 tubs with deck holes:**

- Rim-mounted faucet: part **#4601 or 7529**
- Straight bath supplies: part **#5577**
- Leg tub drain: part **#5599**

**The following is recommended for ATRN61 tubs without faucet holes:**

- Faucet: part **#4602, 7393 or 7410**
- Rigid, freestanding supplies: part **#4502**
- Leg tub drain: part **#5599**

Bathtubs now ship with the feet attached and leveled.  
Bathtubs are thoroughly inspected before being shipped.

Color Code **WH** White



## Acrylic Tubs



L 67"  
W 29½"  
H 24½" (from floor)  
18" (from bottom of tub)

### Asia 67" Acrylic Roll Top Tub

- Double-walled acrylic
- Ball and claw feet are cast aluminum

Gallon capacity: 50 • Shipping weight: 150 lbs.  
Empty weight: 100 lbs. • Filled weight: 518 lbs.

All ADTR67 tubs have 3½" centers in tub wall with continuous rolled rim.

Color	Product Number	Feet Finish	Price
WH	ADTR67-WH-PB	Polished brass	\$2,421
WH	ADTR67-WH-CP	Polished chrome	\$2,421
WH	ADTR67-WH-BQ	Painted bisque	\$2,472
WH	ADTR67-WH-BL	Painted black	\$2,472
WH	ADTR67-WH-WH	Painted white	\$2,472
WH	ADTR67-WH-PN	Polished nickel	\$2,549
WH	ADTR67-WH-BN	Brushed nickel	\$2,549
WH	ADTR67-WH-ORB	Oil rubbed bronze	\$2,549

Schedule B

The following is recommended for ADTR67 roll top tubs with holes:

- Tub wall-mounted faucets: **#4022, 4025 or 4035**
- Double offset bath supplies: part **#5576**
- Leg tub drain: part **#5599**

**Do not use with rigid, freestanding supplies**

**Note:** Oil Rubbed Bronze feet may not match perfectly with fillers, supplies and drains.

Bathtubs now ship with the feet attached and leveled.  
Bathtubs are thoroughly inspected before being shipped.

Color Code **WH** White

# Soakers

Cast iron tubs, acrylic tubs, resin tubs, copper tubs, stainless steel tubs

## Acrylic Tubs



L 67"  
W 29½"  
H 24½" (from floor to top of tub)  
18" (from bottom of tub)



### Atlin 67" Acrylic Roll Top Tub

- Outside is painted white over textured fiberglass
- Ball and claw feet are cast aluminum

Gallon capacity: 50 • Shipping weight: 150 lbs.  
Empty weight: 100 lbs. • Filled weight: 518 lbs.

All ATR67 tubs have 3⅝" centers in tub wall with continuous rolled rim.

Color	Product Number	Feet Finish	Price
WH	ATR67-WH-PB	Polished brass	\$2,240
WH	ATR67-WH-CP	Polished chrome	\$2,240
WH	ATR67-WH-BQ	Painted bisque	\$2,292
WH	ATR67-WH-BL	Painted black	\$2,292
WH	ATR67-WH-WH	Painted white	\$2,292
WH	ATR67-WH-PN	Polished nickel	\$2,343
WH	ATR67-WH-BN	Brushed nickel	\$2,343
WH	ATR67-WH-ORB	Oil rubbed bronze	\$2,343

Schedule B

The following is recommended for ATR67 roll top tubs with faucet holes:

- Tub wall-mounted faucets: **#4022, 4025 or 4035**
- Double offset bath supplies: part **#5576**
- Leg tub drain: part **#5599**

**Do not use with rigid, freestanding supplies**

**Note:** Oil Rubbed Bronze feet may not match perfectly with fillers, supplies and drains.

Bathtubs now ship with the feet attached and leveled.  
Bathtubs are thoroughly inspected before being shipped.

Color Code **WH** White

## Acrylic Tubs

**DISCONTINUED**

L 69½"  
W 31½"  
H 23½" (from floor)

### Auburn 70" Acrylic Roll Top Tub

- Double-walled acrylic
- Tap deck
- Contemporary feet are cast aluminum

Gallon capacity: 35 • Shipping weight: 375 lbs.  
Empty weight: 150 lbs. • Filled weight: 443 lbs.

All ATR70M tubs have 3½" centers in tub wall.  
All ATR7H70M tubs have 7" centers in tub deck.  
All ATRN70M tubs have no faucet holes.



Color	Product Number	Feet Finish	Price
WH	ATR70M-WH-CP	Polished chrome	\$2,759
WH	ATR70M-WH-BN	Brushed nickel	\$2,957
WH	ATR70M-WH-ORB	Oil rubbed bronze	\$2,957
WH	ATR7H70M-WH-CP	Polished chrome	\$2,759
WH	ATR7H70M-WH-BN	Brushed nickel	\$2,957
WH	ATR7H70M-WH-ORB	Oil rubbed bronze	\$2,957
WH	ATRN70M-WH-CP	Polished chrome	\$2,759
WH	ATRN70M-WH-BN	Brushed nickel	\$2,957
WH	ATRN70M-WH-ORB	Oil rubbed bronze	\$2,957

Schedule B

**Note:** Oil Rubbed Bronze feet may not match perfectly with fillers, supplies and drains.

#### The following is recommended for ATR70M roll top tubs with holes:

- Tub wall-mounted faucets: **#4022, 4025 or 4035**
- Double offset bath supplies: part **#5576**
- Leg tub drain: part **#5599E**

**Do not use with rigid, freestanding supplies**

#### The following is recommended for ATR7H70M tubs with deck holes:

- Rim-mounted faucet: part **#4601 or 7529**
- Straight bath supplies: part **#5577**
- Leg tub drain: part **#5599E**

#### The following is recommended for ATRN70M tubs without faucet holes:

- Faucet: part **#4602, 7393 or 7410**
- Rigid, freestanding supplies: part **#4502**
- Leg tub drain: part **#5599E**

Bathtubs now ship with the feet attached and leveled.  
Bathtubs are thoroughly inspected before being shipped.

Color Code **WH** White

## Acrylic Tubs

AVAILABLE  
NEW IMAGE COMING SOON

L 69½"

W 31½"

H 23½" (from floor)



### Baroque 70" Acrylic Roll Top Tub

- Double-walled acrylic
- Tap deck
- Lion paw feet are cast aluminum

Gallon capacity: 35 • Shipping weight: 375 lbs.  
Empty weight: 150 lbs. • Filled weight: 443 lbs.

All ATR70LP tubs have 3½" centers in tub wall.  
All ATR7H70LP tubs have 7" centers in tub deck.  
All ATRN70LP tubs have no faucet holes.



Color	Product Number	Feet Finish	Price
WH	<del>ATR70LP-WH-CP</del>	<del>Polished chrome</del>	<del>\$2,759</del>
WH	<del>ATR70LP-WH-PB</del>	<del>Polished brass</del>	<del>\$2,759</del>
<del>WH</del>	<del>ATR70LP-WH-BN</del>	<del>Brushed nickel</del>	<del>\$2,957</del>
WH	<del>ATR70LP-WH-ORB</del>	<del>Oil rubbed bronze</del>	<del>\$2,957</del>
WH	ATR7H70LP-WH-CP	Polished chrome	\$2,759
WH	ATR7H70LP-WH-PB	Polished brass	\$2,759
WH	ATR7H70LP-WH-BN	Brushed nickel	\$2,957
WH	ATR7H70LP-WH-ORB	Oil rubbed bronze	\$2,957
WH	ATRN70LP-WH-CP	Polished chrome	\$2,759
WH	ATRN70LP-WH-PB	Polished brass	\$2,759
WH	ATRN70LP-WH-BN	Brushed nickel	\$2,957
WH	ATRN70LP-WH-ORB	Oil rubbed bronze	\$2,957

Schedule B

**Note:** Oil Rubbed Bronze feet may not match perfectly with fillers, supplies and drains.

#### The following is recommended for ATR70LP roll top tubs:

- Tub wall-mounted faucets: **#4022, 4025 or 4035**
- Double offset bath supplies: part **#5576**
- Leg tub drain: part **#5599E**

**Do not use with rigid, freestanding supplies**

#### The following is recommended for ATR7H70LP tubs with deck holes:

- Rim-mounted faucet: part **#4601 or 7529**
- Straight bath supplies: part **#5577**
- Leg tub drain: part **#5599E**

#### The following is recommended for ATRN70LP tubs without faucet holes:

- Faucet: part **#4602, 7393 or 7410**
- Rigid, freestanding supplies: part **#4502**
- Leg tub drain: part **#5599E**

Bathtubs now ship with the feet attached and leveled.  
Bathtubs are thoroughly inspected before being shipped.

Color Code **WH** White

## Acrylic Tubs

AVAILABLE  
NEW IMAGE COMING SOON

L 69½"  
W 31½"  
H 24½" (from floor)



### Beaumont 70" Acrylic Roll Top Tub

- Double-walled acrylic
- Tap deck
- Imperial feet are cast aluminum

Gallon capacity: 49 • Shipping weight: 375 lbs.  
Empty weight: 150 lbs. • Filled weight: 559 lbs.

All ATR70I tubs have 3½" centers in tub wall.

All ATR7H70I tubs have 7" centers in tub deck.

All ATRN70I tubs have no faucet holes or overflow.



Color	Product Number	Feet Finish	Price
WH	<del>ATR70I-WH-CP</del>	<del>Polished chrome</del>	<del>\$2,759</del>
WH	<del>ATR70I-WH-PB</del>	<del>Polished brass</del>	<del>\$2,759</del>
<del>WH</del>	<del>ATR70I-WH-BN</del>	<del>Brushed nickel</del>	<del>\$2,957</del>
WH	<del>ATR70I-WH-ORB</del>	<del>Oil rubbed bronze</del>	<del>\$2,957</del>
WH	ATR7H70I-WH-CP	Polished chrome	\$2,759
WH	ATR7H70I-WH-PB	Polished brass	\$2,759
WH	ATR7H70I-WH-BN	Brushed nickel	\$2,957
WH	ATR7H70I-WH-ORB	Oil rubbed bronze	\$2,957
WH	ATRN70I-WH-CP	Polished chrome	\$2,759
WH	ATRN70I-WH-PB	Polished brass	\$2,759
WH	ATRN70I-WH-BN	Brushed nickel	\$2,957
WH	ATRN70I-WH-ORB	Oil rubbed bronze	\$2,957

Schedule B

Order **#DRILL-OFF** to have an overflow drilled in an **ATRN70I** tub.  
Tubs that have been drilled with overflow are "special order" and are not returnable.

**Note:** Oil Rubbed Bronze feet may not match perfectly with fillers, supplies and drains.

#### The following is recommended for ATR70I roll top tubs with holes:

- Tub wall-mounted faucets: **#4022, 4025 or 4035**
- Double offset bath supplies: part **#5576**
- Leg tub drain: part **#5599E**

**Do not use with rigid, freestanding supplies**

#### The following is recommended for ATR7H70I tubs with deck holes:

- Rim-mounted faucet: part **#4601 or 7529**
- Straight bath supplies: part **#5577**
- Leg tub drain: part **#5599E**

#### The following is recommended for ATRN70I tubs without faucet holes or overflow:

- Faucet: part **#4602, 7393 or 7410**
- Rigid, freestanding supplies: part **#4502**
- Leg tub drain: part **#5599LT or #5599TS**

Bathtubs now ship with the feet attached and leveled.  
Bathtubs are thoroughly inspected before being shipped.

Color Code **WH** White

## Acrylic Tubs

**DISCONTINUED**

L 58½"

W 30¾"

H 24½" (from floor)

18½" (from bottom of tub)

### Beethoven 59" Acrylic Double Roll Top Tub

- Double-walled acrylic
- Imperial feet are cast aluminum
- Tap deck

Gallon capacity: 46 • Shipping weight: 340 lbs.  
Empty weight: 115 lbs. • Filled weight: 499 lbs.

All ATDR7H59 tubs have 7" holes in deck and overflow.  
All ATDRN59 tubs have no faucet holes or overflow.



Color	Product Number	Feet Finish	Price
WH	ATDR7H59-WH-CP	Polished chrome	\$2,126
WH	ATDR7H59-WH-BN	Brushed nickel	\$2,263
WH	ATDR7H59-WH-PB	Polished brass	\$2,126
WH	ATDR7H59-WH-ORB	Oil rubbed bronze	\$2,825
WH	ATDRN59-WH-CP	Polished chrome	\$2,126
WH	ATDRN59-WH-BN	Brushed nickel	\$2,263
WH	ATDRN59-WH-PB	Polished brass	\$2,126
WH	ATDRN59-WH-ORB	Oil rubbed bronze	\$2,825

Schedule B

Order **#DRILL-OF** to have an overflow drilled in an **ATDRN59** tub.  
With overflow drilled, this tub requires drain part **#5599**.  
Tubs that have been drilled with overflow are "special order" and are not returnable.

**Note:** Oil Rubbed Bronze feet may not match perfectly with fillers, supplies and drains.

**The following is recommended for ATDR7H59 tubs with deck holes and overflow.**

- Rim-mounted faucet: part **#4601 or 7529**
- Straight bath supplies: part **#5577**
- Leg tub drain: part **#5599**

**The following is recommended for ATDRN59 tubs with no faucet holes and no overflow:**

- Faucets: Part **#4602, 4022, and 4025**
- Rigid, free standing supplies: Part **#4502**
- Leg tub drain: Part **#5599LT**

Bathtubs now ship with the feet attached and leveled.  
Bathtubs are thoroughly inspected before being shipped.

Color Code **WH** White

## Acrylic Tubs

**DISCONTINUED**

L 58½"

W 30¾"

H 24½" (from floor)

### Belvidere 59" Acrylic Double Roll Top Tub

- Double-walled acrylic
- Tap deck
- Lion paw feet are cast aluminum

Gallon capacity: 46 • Shipping weight: 340 lbs.  
Empty weight: 115 lbs. • Filled weight: 499 lbs.

All ADR7H59LP tubs have 7" holes in deck and overflow.  
All ADRN59LP tubs have no faucet holes or overflow.



Color	Product Number	Feet Finish	Price
WH	ADR7H59LP-WH-CP	Polished chrome	\$1,940
WH	ADR7H59LP-WH-BN	Brushed nickel	\$2,235
WH	ADR7H59LP-WH-PB	Polished brass	\$2,071
WH	ADR7H59LP-WH-ORB	Oil rubbed bronze	\$2,279
WH	ADRN59LP-WH-CP	Polished chrome	\$1,940
WH	ADRN59LP-WH-BN	Brushed nickel	\$2,235
WH	ADRN59LP-WH-PB	Polished brass	\$2,071
WH	ADRN59LP-WH-ORB	Oil rubbed bronze	\$2,279

Schedule B

Order **#DRILL-OFF** to have an overflow drilled in an **ADRN59LP** tub.  
With overflow drilled, this tub requires drain part **#5599E**.  
Tubs that have been drilled with overflow are "special order" and are not returnable.

**Note:** Oil Rubbed Bronze feet may not match perfectly with fillers, supplies and drains.

#### The following is recommended for ADR7H59LP tubs with deck holes.

- Rim-mounted faucet: part **#4601** or **7529**
- Straight bath supplies: part **#5577**
- Leg tub drain: part **#5599E**

#### The following is recommended for ADRN59LP tubs with no faucet holes and no overflow:

- Faucets: Part **#4602**, **4022**, and **4025**
- Rigid, free standing supplies: part **#4502**
- Leg tub drain: part **#5599LT**

Bathtubs now ship with the feet attached and leveled.  
Bathtubs are thoroughly inspected before being shipped.

Color Code **WH** White

# Soakers

Cast iron tubs, acrylic tubs, resin tubs, copper tubs, stainless steel tubs

## Acrylic Tubs

L 58½"  
W 31"  
H 22½" (from floor to top of tub)



Color	Product Number	Feet Finish	Price
WH	ATDRN58M-WH-CP	Polished chrome	\$1,722
WH	ATDRN58M-WH-BN	Brushed nickel	\$1,885
WH	ATDRN58M-WH-ORB	Oil rubbed bronze	\$2,006

Schedule B

**Note:** Oil Rubbed Bronze feet may not match perfectly with fillers, supplies and drains.

### Bingham 59" Acrylic Double Roll Top Tub

- Double-walled acrylic
- No faucet holes
- No overflow
- Contemporary feet are cast aluminum

Gallon capacity: 44 • Shipping weight: 340 lbs.  
Empty weight: 115 lbs. • Filled weight: 483 lbs.

**The following is recommended for ATDRN58M tubs with no faucet holes and no overflow:**

- Faucet: part **#4602, 7393 or 7410**
- Rigid, freestanding supplies: part **#4502**
- Leg tub drain: part **#5599LT or 5599TS**



L 59"  
W 33½"  
H 25" (from floor to top of tub)



### Brigette 59" Acrylic Freestanding Tub

- Double-walled acrylic
- No faucet holes
- No overflow
- Imperial feet are solid brass

Gallon capacity: 58 • Shipping weight: 202 lbs.  
Empty weight: 92 lbs. • Filled weight: 577 lbs.

**The following is recommended for ATDN59 tubs with no faucet holes:**

- Faucet: part **#4602, 4022 or 4025**
- Rigid, freestanding supplies: part **#4502**
- Freestanding filler: part **#7901, 7930 or 7928**  
(Do not need bath supplies)
- Leg tub drain: part **#5599LT**

Color	Product Number	Feet Finish	Price
WH	ATDN59-WH-CP	Polished chrome	\$2,044
WH	ATDN59-WH-BN	Brushed nickel	\$2,240
WH	ATDN59-WH-ORB	Oil rubbed bronze	\$2,305
WH	ATDN59-WH-PB	Polished brass	\$2,138

Schedule B

Order **#DRILL-OFF** to have an overflow drilled in an **ATDN59** tub.  
With overflow drilled, this tub requires drain part **#5599**.  
Tubs that have been drilled with overflow are "special order" and are not returnable.

**Note:** Oil Rubbed Bronze feet may not match perfectly with fillers, supplies and drains.

Bathtubs now ship with the feet attached and leveled.  
Bathtubs are thoroughly inspected before being shipped.

Color Code **WH** White



## Acrylic Tubs

L 55"  
W 31"  
H 28½"

DISCONTINUED

Color	Product Number	Feet Finish	Price
WH	ATDRN55BAD-WH	Decorative base	\$3,574

Schedule B

Order **#DRILL-OFF** to have an overflow drilled in an **ATDRN55BAD** tub.  
With overflow drilled, this tub requires drain part **#5599PD**.  
Tubs that have been drilled with overflow are "special order" and are not returnable.

### Brittany 55" Acrylic Double Roll Top Tub on Base

- Double-walled acrylic
- No overflow
- Decorative base
- No faucet holes

Gallon capacity: 52 • Shipping weight: 224 lbs.  
Empty weight: 114 lbs. • Filled weight: 548 lbs.

The following is recommended for **ATDRN55BAD** tubs with no deck holes and no overflow:

- Faucet: part **#4602, 7393 or 7410**
- Rigid, freestanding supplies: part **#4502**
- Leg tub drain: part **#5599LT**

L 63"  
W 31"  
H 27"

DISCONTINUED

Color	Product Number	Feet Finish	Price
WH	ATDRN63BAD-WH	Decorative base	\$3,574

Schedule B

Order **#DRILL-OFF** to have an overflow drilled in an **ATDRN63BAD** tub.  
With overflow drilled, this tub requires drain part **#5599PD**.  
Tubs that have been drilled with overflow are "special order" and are not returnable.

### Browning 63" Acrylic Double Roll Top Tub on Base

- Double-walled acrylic
- No overflow
- Decorative base
- No faucet holes

Gallon capacity: 57 • Shipping weight: 339 lbs.  
Empty weight: 114 lbs. • Filled weight: 607 lbs.

The following is recommended for **ATDRN63BAD** tubs with no faucet holes and no overflow:

- Faucet: part **#4602, 7393 or 7410**
- Rigid, freestanding supplies: part **#4502**
- Leg tub drain: part **#5599LT**

Bathtubs now ship with the feet attached and leveled.  
Bathtubs are thoroughly inspected before being shipped.

Color Code **WH** White

## Acrylic Tubs

L 60"  
W 31½"  
H 24"

**DISCONTINUED**

Color	Product Number	Feet Finish	Price
WH	ATDR7H60B-WH	Decorative base	\$4,311
WH	ATDRN60B-WH	Decorative base	\$4,311

Schedule B

ATDR7H60B has 7" centers in tub deck and overflow.  
ATDRN60B has no faucet holes or overflow.

Order **#DRILL-OFF** to have an overflow drilled in an **ATDRN60B** tub.  
With overflow drilled, this tub requires drain part **#5599PD**.  
Tubs that have been drilled with overflow are "special order" and are not returnable.

L 72"  
W 38½"  
H 23"

**DISCONTINUED**

Color	Product Number	Feet Finish	Price
WH	ATDR7H72B-WH	Decorative base	\$4,502
WH	ATDRN72B-WH	Decorative base	\$4,502

Schedule B

ATDR7H72B has 7" centers in tub deck and overflow.  
ATDRN72B has no faucet holes or overflow.

Order **#DRILL-OFF** to have an overflow drilled in an **ATDRN72B** tub.  
With overflow drilled, this tub requires drain part **#5599PD**.  
Tubs that have been drilled with overflow are "special order" and are not returnable.

## Brussels 60" Acrylic Double Roll Top Tub on Base

- Double-walled acrylic
- Decorative base

Gallon capacity: 54 • Shipping weight: 341 lbs.  
Empty weight: 116 lbs. • Filled weight: 567 lbs.



The following is recommended for **ATDR7H60B** tubs with deck holes and overflow.

- Rim-mounted faucet: part **#4601** or **7529**
- Straight bath supplies: part **#5577**
- Leg tub drain: part **#5599PD**

The following is recommended for **ATDRN60B** tubs with no faucet holes and no overflow:

- Faucet: part **#4602**, **7393** or **7410**
- Rigid, freestanding supplies: part **#4502**
- Leg tub drain: part **#5599LT** or **#5599TS**

## Calliope 72" Acrylic Double Roll Top Tub on Base

- Double-walled acrylic
- Decorative base

Gallon capacity: 94 • Shipping weight: 341 lbs.  
Empty weight: 116 lbs. • Filled weight: 901 lbs.



The following is recommended for **ATDR7H72B** tubs with deck holes and overflow.

- Rim-mounted faucet: part **#4601** or **7529**
- Straight bath supplies: part **#5577**
- Leg tub drain: part **#5599PD**

The following is recommended for **ATDRN72B** tubs with no faucet holes and no overflow:

- Faucet: part **#4602**, **7393** or **7410**
- Rigid, freestanding supplies: part **#4502**
- Leg tub drain: part **#5599LT** or **#5599TS**

Color Code **WH** White

## Acrylic Tubs



L 56"  
W 39"  
H 24"

**DISCONTINUED**

Color	Product Number	Feet Finish	Price
WH	ADR7H56B-WH	Decorative base	\$2,464
WH	ADRNTD56B-WH	Decorative base	\$2,464

Schedule B

Order **#DRILL-OF** to have an overflow drilled in an **ADR7H56B** or **ADRNTD56B** tub.  
With overflow drilled, this tub requires drain part **#5599**.  
Tubs that have been drilled with overflow are "special order" and are not returnable.

### Callan 56" Acrylic Double Roll Top Tub on Base

- Double-walled acrylic
- Tap deck
- Decorative base
- No overflow

Gallon capacity: 51 • Shipping weight: 260 lbs.

Empty weight: 150 lbs. • Filled weight: 576 lbs.

ADR7H56B has 7" centers in tub deck.

ADRNTD56B has no faucet holes.

**The following is recommended for ADR7H56B or ADR7H60B tubs with deck holes.**

- Rim-mounted faucet: part **#4601** or **7529**
- Straight bath supplies: part **#5577**
- Leg tub drain: part **#5599LT** or **5599TS**

**The following is recommended for ADRNTD56B or ADRNTD60B tubs without faucet holes:**

- Faucet: part **#4602**, **7393** or **7410**
- Rigid, freestanding supplies: part **#4502**
- Leg tub drain: part **#5599LT** or **5599TS**

L 59½"  
W 31"  
H 23¼"

**AVAILABLE**  
**NEW IMAGE COMING SOON**

Color	Product Number	Feet Finish	Price
WH	ADR7H60B-WH	Decorative base	\$2,541
WH	ADRNTD60B-WH	Decorative base	\$2,541

Schedule B

Order **#DRILL-OF** to have an overflow drilled in an **ADR7H60B** or **ADRNTD60B** tub.  
With overflow drilled, this tub requires drain part **#5599**.  
Tubs that have been drilled with overflow are "special order" and are not returnable.

### Calypso 60" Acrylic Double Roll Top Tub on Base

- Double-walled acrylic
- Tap deck
- Decorative base
- No overflow

Gallon capacity: 55 • Shipping weight: 300 lbs.

Empty weight: 200 lbs. • Filled weight: 759 lbs.

ADR7H60B has 7" centers in tub deck.

ADRNTD60B has no faucet holes.

Bathtubs now ship with the feet attached and leveled.  
Bathtubs are thoroughly inspected before being shipped.

Color Code **WH** White

# Soakers

Cast iron tubs, acrylic tubs, resin tubs, copper tubs,  
stainless steel tubs

## Acrylic Tubs



L 59"  
W 31"  
H 24"

AVAILABLE  
NEW IMAGE COMING SOON

Color	Product Number	Feet Finish	Price
WH	ATDR7H59B-WH	Decorative base	\$2,739
WH	ATDRN59B-WH	Decorative base	\$2,648
WH	ATDRNTD59B-WH	Decorative base	\$2,739

Schedule B

Order **#DRILL-OFF** to have an overflow drilled in an **ATDR7H59B**, **ATDRN59B** or **ATDRNTD59B** tub. With overflow drilled, this tub requires drain part **#5599**.  
Tubs that have been drilled with overflow are "special order" and are not returnable.

### Carrie 59" Acrylic Double Roll Top Tub on Base

- Double-walled acrylic
- Decorative base
- No overflow

Gallon capacity: 45 • Shipping weight: 217 lbs.  
Empty weight: 107 lbs. • Filled weight: 483 lbs.

ATDR7H59B has 7" centers in tub deck.  
ATDRN59B has no faucet holes and continuous rolled rim.  
ATDRNTD59B has no faucet holes and tap deck.

**The following is recommended for ATDR7H59B and ATDR7H63B tubs with deck holes.**

- Rim-mounted faucet: part **#4601** or **7529**
- Straight bath supplies: part **#5577**
- Leg tub drain: part **#5599LT**

**The following is recommended for ATDRN59B, ATDRN63B, ATDRNTD59B and ATDRNTD63B tubs without faucet holes:**

- Faucet: part **#4602**, **7393** or **7410**
- Rigid, freestanding supplies: part **#4502**
- Leg tub drain: part **#5599LT**

### Carlotta 63" Acrylic Double Roll Top Tub on Base

- Double-walled acrylic
- Decorative base
- No overflow

Gallon capacity: 55 • Shipping weight: 333 lbs.  
Empty weight: 153 lbs. • Filled weight: 612 lbs.

ATDR7H63B has 7" centers in tub deck.  
ATDRN63B has no faucet holes and continuous rolled rim.  
ATDRNTD63B has no faucet holes and tap deck.



Bathtubs now ship with the feet attached and leveled.  
Bathtubs are thoroughly inspected before being shipped.

Color Code **WH** White

L 62¼"  
W 30⅞"  
H 23¼"

AVAILABLE  
NEW IMAGE COMING SOON

Color	Product Number	Feet Finish	Price
WH	<del>ATDR7H63B-WH</del>	<del>Decorative base</del>	<del>\$3,583</del>
WH	ATDRN63B-WH	Decorative base	\$3,022
WH	<del>ATDRNTD63B-WH</del>	<del>Decorative base</del>	<del>\$3,689</del>

Schedule B

Order **#DRILL-OFF** to have an overflow drilled in an **ATDR7H63B**, **ATDRN63B** or **ATDRNTD63B** tub. With overflow drilled, this tub requires drain part **#5599**.  
Tubs that have been drilled with overflow are "special order" and are not returnable..

## Acrylic Tubs

DISCONTINUED

L 66"

W 30<sup>3</sup>/<sub>4</sub>"

H 24<sup>1</sup>/<sub>4</sub> (from floor)



### Caswell 66" Acrylic Double Roll Top Tub

- Double-walled acrylic
- Lion paw feet are cast aluminum

Gallon capacity: 52 • Shipping weight: 425 lbs.  
Empty weight: 200 lbs. • Filled weight: 634 lbs.

All ADR7H66LP tubs have 7" holes in deck and overflow.  
All ADRN66LP tubs have no faucet holes or overflow.



Color	Product Number	Feet Finish	Price
WH	ADR7H66LP-WH-CP	Polished chrome	\$2,137
WH	ADR7H66LP-WH-BN	Brushed nickel	\$2,640
WH	ADR7H66LP-WH-PB	Polished brass	\$2,290
WH	ADRN66LP-WH-CP	Polished chrome	\$2,137
WH	ADRN66LP-WH-BN	Brushed nickel	\$2,640
WH	ADRN66LP-WH-PB	Polished brass	\$2,290

Schedule B

Order **#DRILL-OFF** to have an overflow drilled in an **ADRN66LP** tub.  
With overflow drilled, this tub requires drain part **#5599E**.  
Tubs that have been drilled with overflow are "special order" and are not returnable.

#### The following is recommended for ADR7H66LP tubs with deck holes.

- Rim-mounted faucet: part **#4601** or **7529**
- Straight bath supplies: part **#5577**
- Leg tub drain: part **#5599E**

#### The following is recommended for ADRN66LP tubs with no faucet holes and no overflow:

- Faucets: Part **#4602**, **4022**, and **4025**
- Rigid, free standing supplies: part **#4502**
- Leg tub drain: part **#5599LT**

Bathtubs now ship with the feet attached and leveled.  
Bathtubs are thoroughly inspected before being shipped.

Color Code **WH** White

## Acrylic Tubs

**DISCONTINUED**

L 66"

W 30<sup>3</sup>/<sub>4</sub>"

H 24<sup>1</sup>/<sub>4</sub>" (from floor)

### Chantal 66" Acrylic Double Roll Top Tub

- Double-walled acrylic
- Imperial feet are cast aluminum

Gallon capacity: 52 • Shipping weight: 425 lbs.  
Empty weight: 200 lbs. • Filled weight: 634 lbs.

All ATDR7H66I tubs have 7" holes in deck and overflow.  
All ATDRN66I tubs have no faucet holes or overflow.



Color	Product Number	Feet Finish	Price
WH	ATDR7H66I-WH-CP	Polished chrome	\$2,137
WH	ATDR7H66I-WH-BN	Brushed nickel	\$2,640
WH	ATDR7H66I-WH-PB	Polished brass	\$2,290
WH	ATDR7H66I-WH-ORB	Oil rubbed bronze	\$2,782
WH	ATDRN66I-WH-CP	Polished chrome	\$2,137
WH	ATDRN66I-WH-BN	Brushed nickel	\$2,640
WH	ATDRN66I-WH-PB	Polished brass	\$2,290
WH	ATDRN66I-WH-ORB	Oil rubbed bronze	\$2,782

Schedule B

Order **#DRILL-OF** to have an overflow drilled in an **ATDRN66I** tub.  
With overflow drilled, this tub requires drain part **#5599E**.  
Tubs that have been drilled with overflow are "special order" and are not returnable.

**Note:** Oil Rubbed Bronze feet may not match perfectly with fillers, supplies and drains.

**The following is recommended for ATDR7H66I tubs with deck holes and overflow.**

- Rim-mounted faucet: part **#4601** or **7529**
- Straight bath supplies: part **#5577**
- Leg tub drain: part **#5599E**

**The following is recommended for ATDRN66I tubs with no faucet holes and no overflow:**

- Faucets: Part **#4602**, **4022**, and **4025**
- Rigid, free standing supplies: part **#4502**
- Leg tub drain: part **#5599LT**

Bathtubs now ship with the feet attached and leveled.  
Bathtubs are thoroughly inspected before being shipped.

Color Code **WH** White

## Acrylic Tubs

L 68"  
W 30<sup>3</sup>/<sub>4</sub>"  
H 26<sup>1</sup>/<sub>2</sub>" (from floor to top of tub)

**DISCONTINUED**

Color	Product Number	Feet Finish	Price
WH	ATDRN68LP-WH-CP	Polished chrome	\$2,170
WH	ATDRN68LP-WH-BN	Brushed nickel	\$2,344
WH	ATDRN68LP-WH-PB	Polished brass	\$2,246

Schedule B

Order **#DRILL-OFF** to have an overflow drilled in an **ATDRN68LP** tub.  
With overflow drilled, this tub requires drain part **#5599PD**.  
Tubs that have been drilled with overflow are "special order" and are not returnable.

### Chandler 68" Acrylic Double Roll Top Tub

- Double-walled acrylic
- No faucet holes
- Continuous flat rim
- Lion paw feet are cast aluminum
- No overflow

Gallon capacity: 58 • Shipping weight: 340 lbs.  
Empty weight: 115 lbs. • Filled weight: 600 lbs.

**The following is recommended for ATDRN68LP tubs without faucet holes:**

- Faucet: part **#4602, 7393 or 7410**
- Rigid, freestanding supplies: part **#4502**
- Leg tub drain: part **#5599LT**

L 68"  
W 30<sup>3</sup>/<sub>4</sub>"  
H 26<sup>1</sup>/<sub>2</sub>" (from floor to top of tub)

**DISCONTINUED**

Color	Product Number	Feet Finish	Price
WH	ATDRN68I-WH-CP	Polished chrome	\$2,170
WH	ATDRN68I-WH-BN	Brushed nickel	\$2,344
WH	ATDRN68I-WH-PB	Polished brass	\$2,246
WH	ATDRN68I-WH-ORB	Oil rubbed bronze	\$2,388

Schedule B

Order **#DRILL-OFF** to have an overflow drilled in an **ATDRN68I** tub.  
With overflow drilled, this tub requires drain part **#5599PD**.  
Tubs that have been drilled with overflow are "special order" and are not returnable.

**Note:** Oil Rubbed Bronze feet may not match perfectly with fillers, supplies and drains.

### Chatsworth 68" Acrylic Double Roll Top Tub

- Double-walled acrylic
- No faucet holes
- Continuous flat rim
- Imperial feet are cast aluminum
- No overflow

Gallon capacity: 58 • Shipping weight: 340 lbs.  
Empty weight: 115 lbs. • Filled weight: 600 lbs.

**The following is recommended for ATDRN68I tubs without faucet holes:**

- Faucet: part **#4602, 7393 or 7410**
- Rigid, freestanding supplies: part **#4502**
- Leg tub drain: part **#5599LT**

Bathtubs now ship with the feet attached and leveled.  
Bathtubs are thoroughly inspected before being shipped.

Color Code **WH** White

## Acrylic Tubs

L 68"  
W 30<sup>3</sup>/<sub>4</sub>"  
H 25<sup>1</sup>/<sub>2</sub>" (from floor)

**DISCONTINUED**

Color	Product Number	Feet Finish	Price
WH	ATDRN68FB-WH	Floral wrought iron base	\$4,136

Schedule B

Order **#DRILL-OFF** to have an overflow drilled in an **ATDRN68FB** tub.  
With overflow drilled, this tub requires drain part **#5599PD**.  
Tubs that have been drilled with overflow are "special order" and are not returnable.

### Chloe 68" Acrylic Double Roll Top Tub

- Double-walled acrylic
- No overflow
- Floral wrought iron base
- Continuous flat rim
- No faucet holes

Gallon capacity: 58 • Shipping weight: 425 lbs.  
Empty weight: 200 lbs. • Filled weight: 684 lbs.

The following is recommended for **ATDRN68FB** tubs with no faucet holes and no overflow:

- Faucet: part **#4602, 7393 or 7410**
- Rigid, freestanding supplies: part **#4502**
- Leg tub drain: part **#5599LT**

L 68<sup>1</sup>/<sub>2</sub>"  
W 31"  
H 23<sup>1</sup>/<sub>2</sub>" (from floor to top of tub)

**AVAILABLE**  
**NEW IMAGE COMING SOON**

Color	Product Number	Feet Finish	Price
WH	ATDRN69B-WH	Integrated base	\$3,623

Schedule B

Order **#DRILL-OFF** to have an overflow drilled in an **ATDRN69B** tub.  
With overflow drilled, this tub requires drain part **#5599PD**.  
Tubs that have been drilled with overflow are "special order" and are not returnable.

### Claremont 69" Acrylic Double Roll Top Tub

- Double-walled acrylic
- No overflow
- Freestanding
- No faucet holes

Gallon capacity: 71 • Shipping weight: 300 lbs.  
Empty weight: 150 lbs. • Filled weight: 743 lbs.

The following is recommended for **ATDRN69B** tubs without faucet holes:

- Faucet: part **#4602, 7393 or 7410**
- Rigid, freestanding supplies: part **#4502**
- Leg tub drain: part **#5599TS**

Bathtubs now ship with the feet attached and leveled.  
Bathtubs are thoroughly inspected before being shipped.

Color Code **WH** White



## Acrylic Tubs

AVAILABLE  
NEW IMAGE COMING SOON

L 69"

W 30½"

H 24" (from floor)



### Claudia 69" Acrylic Double Roll Top Tub

- Double-walled acrylic
- Tap deck
- Imperial feet are cast aluminum

Gallon capacity: 59 • Shipping weight: 340 lbs.  
Empty weight: 115 lbs. • Filled weight: 608 lbs.

All ATDR7H69I tubs have 7" holes in deck and overflow.  
All ATDRN69I tubs have no faucet holes or overflow.



Color	Product Number	Feet Finish	Price
WH	ATDR7H69I-WH-CP	Polished chrome	\$2,312
WH	ATDR7H69I-WH-BN	Brushed nickel	\$2,848
WH	ATDR7H69I-WH-PB	Polished brass	\$2,476
WH	ATDR7H69I-WH-ORB	Oil rubbed bronze	\$2,881
WH	ATDRN69I-WH-CP	Polished chrome	\$2,312
WH	ATDRN69I-WH-BN	Brushed nickel	\$2,848
WH	ATDRN69I-WH-PB	Polished brass	\$2,476
WH	ATDRN69I-WH-ORB	Oil rubbed bronze	\$2,881

Schedule B

Order **#DRILL-OF** to have an overflow drilled in an **ATDRN69I** tub.  
With overflow drilled, this tub requires drain part **#5599E**.  
Tubs that have been drilled with overflow are "special order" and are not returnable.

**Note:** Oil Rubbed Bronze feet may not match perfectly with fillers, supplies and drains.

**The following is recommended for ATDR7H69I tubs with deck holes and overflow.**

- Rim-mounted faucet: part **#4601** or **7529**
- Straight bath supplies: part **#5577**
- Leg tub drain: part **#5599E**

**The following is recommended for ATDRN69I tubs with no faucet holes and no overflow:**

- Faucets: part **#4602**, **4022** or **4025**
- Rigid, free standing supplies: part **#4502**
- Leg tub drain: part **#5599LT**

Bathtubs now ship with the feet attached and leveled.  
Bathtubs are thoroughly inspected before being shipped.

Color Code **WH** White

## Acrylic Tubs

**DISCONTINUED**

L 69"

W 30½"

H 24" (from floor to top of tub)



### Clayton 69" Acrylic Double Roll Top Tub

- Double-walled acrylic
- Tap deck
- Lion paw feet are cast aluminum

Gallon capacity: 59 • Shipping weight: 340 lbs.  
Empty weight: 115 lbs. • Filled weight: 608 lbs.

All ADR7H69LP tubs have 7" holes in deck and overflow.  
All ADRN69LP tubs have no faucet holes or overflow.



Color	Product Number	Feet Finish	Price
WH	ADR7H69LP-WH-CP	Polished chrome	\$2,312
WH	ADR7H69LP-WH-BN	Brushed nickel	\$2,848
WH	ADR7H69LP-WH-PB	Polished brass	\$2,476
WH	ADR7H69LP-WH-ORB	Oil rubbed bronze	\$2,881
WH	ADRN69LP-WH-CP	Polished chrome	\$2,312
WH	ADRN69LP-WH-BN	Brushed nickel	\$2,848
WH	ADRN69LP-WH-PB	Polished brass	\$2,476
WH	ADRN69LP-WH-ORB	Oil rubbed bronze	\$2,884

Schedule B

Order **#DRILL-OF** to have an overflow drilled in an **ADRN69LP** tub.

With overflow drilled, this tub requires drain part **#5599E**.

Tubs that have been drilled with overflow are "special order" and are not returnable.

**Note:** Oil Rubbed Bronze feet may not match perfectly with fillers, supplies and drains.

**The following is recommended for ADR7H69LP tubs with deck holes and overflow.**

- Rim-mounted faucet: part **#4601** or **7529**
- Straight bath supplies: part **#5577**
- Leg tub drain: part **#5599E**

**The following is recommended for ADRN69LP tubs with no faucet holes and no overflow:**

- Faucets: part **#4602**, **4022** or **4025**
- Rigid, free standing supplies: part **#4502**
- Leg tub drain: part **#5599LT**

Bathtubs now ship with the feet attached and leveled.  
Bathtubs are thoroughly inspected before being shipped.

Color Code **WH** White

## Acrylic Tubs

AVAILABLE  
NEW IMAGE COMING SOON

L 70"

W 31 $\frac{3}{4}$ "

H 23 $\frac{3}{4}$ " (from floor)



### Colin 70" Acrylic Double Roll Top Tub

- Double-walled acrylic
- Lion paw feet are cast aluminum

Gallon capacity: 57 • Shipping weight: 425 lbs.  
Empty weight: 200 lbs. • Filled weight: 676 lbs.

All ADR7H70LP tubs have 7" holes in deck and overflow.  
All ADRN70LP tubs have no faucet holes or overflow.



Color	Product Number	Feet Finish	Price
WH	ADR7H70LP-WH-CP	Polished chrome	\$2,137
WH	ADR7H70LP-WH-BN	Brushed nickel	\$2,465
WH	ADR7H70LP-WH-PB	Polished brass	\$2,290
WH	ADRN70LP-WH-CP	Polished chrome	\$2,137
WH	ADRN70LP-WH-BN	Brushed nickel	\$2,465
WH	ADRN70LP-WH-PB	Polished brass	\$2,290

Schedule B

Order **#DRILL-OF** to have an overflow drilled in an **ADRN70LP** tub.  
With overflow drilled, this tub requires drain part **#5599E**.  
Tubs that have been drilled with overflow are "special order" and are not returnable.

The following is recommended for **ADR7H70LP** tubs with deck holes.

- Rim-mounted faucet: part **#4601** or **7529**
- Straight bath supplies: part **#5577**
- Leg tub drain: part **#5599E**

The following is recommended for **ADRN70LP** tubs with no faucet holes and no overflow:

- Faucets: part **#4602**, **4022** or **4025**
- Rigid, free standing supplies: part **#4502**
- Leg tub drain: part **#5599LT**

Bathtubs now ship with the feet attached and leveled.  
Bathtubs are thoroughly inspected before being shipped.

Color Code **WH** White

# Soakers

Cast iron tubs, acrylic tubs, resin tubs, copper tubs,  
stainless steel tubs

## Acrylic Tubs

AVAILABLE  
NEW IMAGE COMING SOON

L 70"

W 31 $\frac{3}{4}$ "

H 23 $\frac{3}{4}$ " (from floor to top of tub)



### Collier 70" Acrylic Double Roll Top Tub

- Double-walled acrylic
- Imperial feet are cast aluminum

Gallon capacity: 57 • Shipping weight: 425 lbs.  
Empty weight: 200 lbs. • Filled weight: 676 lbs.

All ATDR7H70I tubs have 7" holes in deck and overflow.  
All ATDRN70I tubs have no faucet holes or overflow.



Color	Product Number	Feet Finish	Price
WH	ATDR7H70I-WH-CP	Polished chrome	\$2,137
WH	ATDR7H70I-WH-BN	Brushed nickel	\$2,465
WH	ATDR7H70I-WH-PB	Polished brass	\$2,290
WH	ATDR7H70I-WH-ORB	Oil rubbed bronze	\$2,637
WH	ATDRN70I-WH-CP	Polished chrome	\$2,137
WH	ATDRN70I-WH-BN	Brushed nickel	\$2,465
WH	ATDRN70I-WH-PB	Polished brass	\$2,290
WH	ATDRN70I-WH-ORB	Oil rubbed bronze	\$2,637

Schedule B

Order **#DRILL-OFF** to have an overflow drilled in an **ATDRN70I** tub.

With overflow drilled, this tub requires drain part **#5599E**.

Tubs that have been drilled with overflow are "special order" and are not returnable.

**Note:** Oil Rubbed Bronze feet may not match perfectly with fillers, supplies and drains.

The following is recommended for **ATDR7H70I** tubs with deck holes.

- Rim-mounted faucet: part **#4601** or **7529**
- Straight bath supplies: part **#5577**
- Leg tub drain: part **#5599E**

The following is recommended for **ATDRN70I** tubs with no faucet holes and no overflow:

- Faucets: part **#4602**, **4022** or **4025**
- Rigid, free standing supplies: part **#4502**
- Leg tub drain: part **#5599LT**

Bathtubs now ship with the feet attached and leveled.  
Bathtubs are thoroughly inspected before being shipped.

Color Code **WH** White

## Acrylic Tubs

L 70"  
W 31<sup>3</sup>/<sub>4</sub>"  
H 22"

AVAILABLE  
NEW IMAGE COMING SOON

Color	Product Number	Price
WH	ATDR7H70B-WH	\$3,028
WH	ATDRN70B-WH	\$3,028

Schedule B

Order **#DRILL-OFF** to have an overflow drilled in an **ATDRN70B** tub.  
With overflow drilled, this tub requires drain part **#5599E**.  
Tubs that have been drilled with overflow are "special order" and are not returnable.

L 68<sup>1</sup>/<sub>4</sub>"  
W 30"  
H 22<sup>3</sup>/<sub>4</sub>"

DISCONTINUED

Color	Product Number	Price
WH	ATDON68B-WH	\$3,437

Schedule B

Order **#DRILL-OFF** to have an overflow drilled in an **ATDON68B** tub.  
With overflow drilled, this tub requires drain part **#5599PD**.  
Tubs that have been drilled with overflow are "special order" and are not returnable.

Color Code **WH** White

## Compton 70" Acrylic Double Roll Top Tub on Base

- Double-walled acrylic
- Decorative base

Gallon capacity: 57 • Shipping weight: 425 lbs.  
Empty weight: 200 lbs. • Filled weight: 676 lbs.

All ATDR7H70B tubs have 7" holes in deck and overflow.  
All ATDRN70B tubs have no faucet holes or overflow.



The following is recommended for ATDR7H70B tubs with deck hole and overflow.

- Rim-mounted faucet: part **#4601** or **7529**
- Straight bath supplies: part **#5577**
- Leg tub drain: part **#5599E**

The following is recommended for ATDRN70B tubs with no faucet holes and no overflow:

- Faucet: part **#4602**, **7393** or **7410**
- Rigid, freestanding supplies: part **#4502**
- Leg tub drain: part **#5599LT** or **#5599TS**

## Concordia 69" Acrylic Octagon Tub on Base

- Double-walled acrylic
- No overflow
- No faucet holes
- Stepped base

Gallon capacity: 56 • Shipping weight: 425 lbs.  
Empty weight: 200 lbs. • Filled weight: 668 lbs.

The following is recommended for ATDON68B tubs with no faucet holes and no overflow:

- Faucet: part **#4602**, **#4035**, **#7082** or **7088**
- Rigid, free standing supplies: part **#4502**
- Leg tub drain: part **#5599LT** or **#5599TS**
- Faucet: part **#7901** or **7913**

## Acrylic Tubs

L 71"  
W 37"  
H 25"

AVAILABLE  
NEW IMAGE COMING SOON

Color	Product Number	Feet Finish	Price
WH	ATDR7H71BB-WH	Decorative base	\$3,766
WH	ATDRN71BB-WH	Decorative base	\$3,766
WH	ATDRNTD71BB-WH	Decorative base	\$3,766

Schedule B

### Cordoba 71" Acrylic Double Roll Top Tub on Base

- Double-walled acrylic
- Decorative base

Gallon capacity: 70 • Shipping weight: 368 lbs.  
Empty weight: 188 lbs. • Filled weight: 773 lbs.

All ATDR7H71BB tubs have 7" holes in deck.  
All ATDRN71BB tubs have no faucet holes with continuous rolled rim.  
All ATDRNTD71BB tubs have no faucet holes with tap deck.

#### The following is recommended for ATDR7H71BB tubs with deck holes.

- Rim-mounted faucet: part #4601 or 7529
- Straight bath supplies: part #5577
- Leg tub drain: part #5599E

#### The following is recommended for ATDRN71BB and ATDRNTD71BB tubs without faucet holes:

- Faucet: part #4602, 7393 or 7410
- Rigid, freestanding supplies: part #4502
- Leg tub drain: part #5599E

L 71"  
W 31½"  
H 23¼"

AVAILABLE  
NEW IMAGE COMING SOON

Color	Product Number	Feet Finish	Price
WH	ATDR7H71B-WH	Decorative base	\$3,246
WH	ATDRN71B-WH	Decorative base	\$3,246
WH	ATDRNTD71B-WH	Decorative base	\$3,246

Schedule B

ATDR7H71B has 7" centers in tub deck.  
ATDRN71B has no faucet holes and continuous rolled rim.  
ATDRNTD71B has no faucet holes and tap deck.

### Corinne 71" Acrylic Double Roll Top Tub on Base

- Double-walled acrylic
- Decorative base

Gallon capacity: 65 • Shipping weight: 363 lbs.  
Empty weight: 183 lbs. • Filled weight: 726 lbs.

#### The following is recommended for ATDR7H71B tubs with deck holes.

- Rim-mounted faucet: part #4601 or 7529
- Straight bath supplies: part #5577
- Leg tub drain: part #5599

#### The following is recommended for ATDRN71B and ATDRNTD71B tubs without faucet holes:

- Faucet: part #4602, 7393 or 7410
- Rigid, freestanding supplies: part #4502
- Leg tub drain: part #5599

Color Code **WH** White

## Acrylic Tubs



L 65"  
W 39"  
H 24"

**DISCONTINUED**

Color	Product Number	Feet Finish	Price
WH	ADR7H65B-WH	Decorative base	\$2,800
WH	ADRNTD65B-WH	Decorative base	\$2,800

Schedule B

Order **#DRILL-OFF** to have an overflow drilled in an **ADR7H65B** or **ADRNTD65B** tub.  
With overflow drilled, this tub requires drain part **#5599**.  
Tubs that have been drilled with overflow are "special order" and are not returnable.

### Courtney 65" Acrylic Double Roll Top Tub on Base

- Double-walled acrylic
- Tap deck
- Decorative base
- No overflow

Gallon capacity: 68 • Shipping weight: 260 lbs.  
Empty weight: 150 lbs. • Filled weight: 718 lbs.

**The following is recommended for ADR7H65B tubs with deck holes and no overflow.**

- Rim-mounted faucet: part **#4601 or 7529**
- Straight bath supplies: part **#5577**
- Leg tub drain: part **#5599LT**

**The following is recommended for ADRNTD65B tubs with no faucet holes and no overflow:**

- Faucet: part **#4602, 7393 or 7410**
- Rigid, freestanding supplies: part **#4502**
- Leg tub drain: part **#5599LT**

### Corsica 71" Acrylic Double Roll Top Tub on Base

- Double-walled acrylic
- Tap deck
- Decorative base
- No overflow

Gallon capacity: 82 • Shipping weight: 425 lbs.  
Empty weight: 200 lbs. • Filled weight: 885 lbs.

**The following is recommended for ADR7H71B tubs with deck holes and no overflow.**

- Rim-mounted faucet: part **#4601 or 7529**
- Straight bath supplies: part **#5577**
- Leg tub drain: part **#5599LT**

**The following is recommended for ADRNTD71B tubs with no faucet holes and no overflow:**

- Faucet: part **#4602, 7393 or 7410**
- Rigid, freestanding supplies: part **#4502**
- Leg tub drain: part **#5599LT**

L 70½"  
W 39½"  
H 24¾"

**DISCONTINUED**

Color	Product Number	Feet Finish	Price
WH	ADR7H71B-WH	Decorative base	\$2,945
WH	ADRNTD71B-WH	Decorative base	\$2,945

Schedule B

Order **#DRILL-OFF** to have an overflow drilled in an **ADR7H71B** or **ADRNTD71B** tub.  
With overflow drilled, this tub requires drain part **#5599**.  
Tubs that have been drilled with overflow are "special order" and are not returnable.

Color Code **WH** White

# Soakers

Cast iron tubs, acrylic tubs, resin tubs, copper tubs, stainless steel tubs

## Acrylic Tubs

AVAILABLE  
NEW IMAGE COMING SOON

L 43½"

W 22¾"

H 21½" and 28" (from floor to top of tub)

Color	Product Number	Feet Finish	Price
WH	ATSN44-WH-CP	Polished chrome	\$1,284
WH	ATSN44-WH-BN	Brushed nickel	\$1,448

Schedule B

Order **#DRILL-OFF** to have an overflow drilled in an **ATSN44** tub.

With overflow drilled, this tub requires drain part **#5599PD**.

Tubs that have been drilled with overflow are "special order" and are not returnable.

## Cyrano 44" Acrylic Slipper Tub

- Double-walled acrylic
- No faucet holes
- Continuous rolled rim
- Petite imperial feet are cast aluminum
- No overflow

Gallon capacity: 21 • Shipping weight: 250 lbs.

Empty weight: 100 lbs. • Filled weight: 275 lbs.

The following is recommended for **ATSN44** tubs without faucet holes:

- Faucet: part **#4602, 7393 or 7410**
- Rigid, freestanding supplies: part **#4502**
- Leg tub drain: part **#5599LT**

AVAILABLE  
NEW IMAGE COMING SOON

L 51"

W 26¼"

H 25" and 32½" from floor to top of tub

Color	Product Number	Feet Finish	Price
WH	ATSN51I-WH-CP	Polished chrome	\$1,897
WH	ATSN51I-WH-BN	Brushed nickel	\$2,192
WH	ATSN51I-WH-PB	Polished brass	\$2,039
WH	ATSN51I-WH-ORB	Oil rubbed bronze	\$2,148

Schedule B

Order **#DRILL-OFF** to have an overflow drilled in an **ATSN51I** tub.

With overflow drilled, this tub requires drain part **#5599PD**.

Tubs that have been drilled with overflow are "special order" and are not returnable.

## Demille 51" Acrylic Slipper Tub

- Double-walled acrylic
- No faucet holes
- Continuous rolled rim
- Imperial feet are cast aluminum
- No overflow

Gallon capacity: 35 • Shipping weight: 425 lbs

Empty weight: 200 lbs. • Filled weight: 492 lbs.

The following is recommended for **ATSN51I** tubs with no faucet holes and no overflow:

- Faucet: part **#4602, 7393 or 7410**
- Rigid, freestanding supplies: part **#4502**
- Leg tub drain: part **#5599LT**

Bathtubs now ship with the feet attached and leveled.  
Bathtubs are thoroughly inspected before being shipped.

Color Code **WH** White



## Acrylic Tubs

AVAILABLE  
NEW IMAGE COMING SOON

L 55"

W 27"

H 25" and 32 $\frac{1}{8}$ " from floor to top of tub

Color	Product Number	Feet Finish	Price
WH	ATSN55I-WH-CP	Polished chrome	\$1,940
WH	ATSN55I-WH-BN	Brushed nickel	\$2,225
WH	ATSN55I-WH-PB	Polished brass	\$2,083
WH	ATSN55I-WH-ORB	Oil rubbed bronze	\$2,170

Schedule B

Order **#DRILL-OFF** to have an overflow drilled in an **ATSN55I** tub.

With overflow drilled, this tub requires drain part **#5599PD**.

Tubs that have been drilled with overflow are "special order" and are not returnable.

### Dorchester 55" Acrylic Slipper Tub

- Double-walled acrylic
- No faucet holes
- Continuous rolled rim
- Imperial feet are cast aluminum
- No overflow

Gallon capacity: 42 • Shipping weight: 425 lbs.

Empty weight: 200 lbs. • Filled weight: 551 lbs.

The following is recommended for **ATSN55I** tubs with no faucet holes and no overflow:

- Faucet: part **#4602, 7393 or 7410**
- Rigid, freestanding supplies: part **#4502**
- Leg tub drain: part **#5599LT**

### Dreiser 54" Acrylic Slipper Tub

- Double-walled acrylic
- Overflow
- Ball and claw feet are plated brass

Gallon capacity: 31 • Shipping weight: 415 lbs.

Empty weight: 190 lbs. • Filled weight: 449 lbs.

All **ATS7H54** tubs have 7" centers in tub deck.

All **ATSN54** tubs have no faucet holes.

L 54"

W 29"

H 24" and 32" (from floor to top of tub)

DISCONTINUED  
Try our Dorchester  
on Page 83

Color	Product Number	Feet Finish	Price
WH	ATS7H54-WH-CP	Polished chrome	\$4,202
WH	ATS7H54-WH-PB	Polished brass	\$4,672
WH	ATS7H54-WH-BN	Brushed nickel	\$4,584
WH	ATS7H54-WH-ORB	Oil rubbed bronze	\$4,563
WH	ATS7H54-WH-WH	Painted white	\$4,202
WH	ATSN54-WH-CP	Polished chrome	\$4,202
WH	ATSN54-WH-PB	Polished brass	\$4,672
WH	ATSN54-WH-BN	Brushed nickel	\$4,484
WH	ATSN54-WH-ORB	Oil rubbed bronze	\$4,563
WH	ATSN54-WH-WH	Painted white	\$4,202

Schedule B

**Note:** Oil Rubbed Bronze feet may not match perfectly with fillers, supplies and drains.

Color Code **WH** White

The following is recommended for **ATS7H54** tubs with deck holes:

- Rim-mounted faucet: part **#4601 or 7529**
- Straight bath supplies: part **#5577**
- Leg tub drain: part **#5599E**

The following is recommended for **ATSN54** tubs without faucet holes:

- Faucet: part **#4602, 7393 or 7410**
- Rigid, freestanding supplies: part **#4502**
- Leg tub drain: part **#5599E**

Bathtubs now ship with the feet attached and leveled.  
Bathtubs are thoroughly inspected before being shipped.

## Acrylic Tubs

**DISCONTINUED**  
**Try our Dorchester**  
**on Page 83**

L 54"  
W 29"  
H 22½" and 30½" (from floor to top of tub)

### Drury 54" Acrylic Slipper Tub

- Double-walled acrylic
- Overflow
- Imperial feet are plated brass

Gallon capacity: 31 • Shipping weight: 415 lbs.  
Empty weight: 190 lbs. • Filled weight: 449 lbs.

All ATS7H54I tubs have 7" centers in tub deck.  
All ATSN54I tubs have no faucet holes.



**The following is recommended for ATS7H54I tubs with deck holes:**

- Rim-mounted faucet: part #4601 or 7529
- Straight bath supplies: part #5577
- Leg tub drain: part #5599E

**The following is recommended for ATSN54I tubs without faucet holes:**

- Faucet: part #4602, 7393 or 7410
- Rigid, freestanding supplies: part #4502
- Leg tub drain: part #5599E

Color	Product Number	Feet Finish	Price
WH	ATS7H54I-WH-CP	Polished chrome	\$4,279
WH	ATS7H54I-WH-PB	Polished brass	\$4,421
WH	ATS7H54I-WH-BN	Brushed nickel	\$4,672
WH	ATS7H54I-WH-ORB	Oil rubbed bronze	\$4,650
WH	ATS7H54I-WH-WH	Painted white	\$4,279
WH	ATSN54I-WH-CP	Polished chrome	\$4,279
WH	ATSN54I-WH-PB	Polished brass	\$4,421
WH	ATSN54I-WH-BN	Brushed nickel	\$4,672
WH	ATSN54I-WH-ORB	Oil rubbed bronze	\$4,650
WH	ATSN54I-WH-WH	Painted white	\$4,279

Schedule B

**DISCONTINUED**  
**Try our Fillmore**  
**on Page 86**

L 59"  
W 29"  
H 23" and 32" (from floor to top)

### Dulcina 59" Acrylic Slipper Tub

- Double-walled acrylic
- No faucet holes
- Overflow
- Ball and claw feet are plated brass

Gallon capacity: 32 • Shipping weight: 399 lbs.  
Empty weight: 174 lbs. • Filled weight: 440 lbs.

**The following is recommended for ATSN59 tubs without faucet holes:**

- Faucet: part #4602, 7393 or 7410
- Rigid, freestanding supplies: part #4502
- Leg tub drain: part #5599E

Color	Product Number	Feet Finish	Price
WH	ATSN59-WH-CP	Polished chrome	\$4,334
WH	ATSN59-WH-BN	Brushed nickel	\$4,727
WH	ATSN59-WH-PB	Polished brass	\$4,672
WH	ATSN59-WH-ORB	Oil rubbed bronze	\$4,705
WH	ATSN59-WH-WH	Painted white	\$4,334

Schedule B

**Note:** Oil Rubbed Bronze feet may not match perfectly with fillers, supplies and drains.

Bathtubs now ship with the feet attached and leveled.  
Bathtubs are thoroughly inspected before being shipped.

Color Code **WH** White

## Acrylic Tubs



L 60"  
W 30"  
H 21" (from floor) short end  
31" (from floor) tall end  
12" (from bottom of tub) short end  
22" (from bottom of tub) tall end

### Estelle 60" Acrylic Slipper Tub

- Inside finish is either white or bisque to match outside color
- Outside is painted over textured fiber glass
- Ball and claw feet are cast aluminum

Gallon capacity: 33 • Shipping weight: 120 lbs.  
Empty weight: 62 lbs. • Filled weight: 338 lbs.  
All ATS60 tubs have no faucet holes with flat rim.

Color	Product Number	Feet Finish	Price
WH	ATS60-WH-CP	Polished chrome	\$2,050
BQ	ATS60-BQ-CP	Polished chrome	\$2,050
WH	ATS60-WH-PB	Polished brass	\$2,050
BQ	ATS60-BQ-PB	Polished brass	\$2,050
WH	ATS60-WH-BQ	Painted bisque	\$2,093
BQ	ATS60-BQ-BQ	Painted bisque	\$2,093
WH	ATS60-WH-BL	Painted black	\$2,093
BQ	ATS60-BQ-BL	Painted black	\$2,093
WH	ATS60-WH-WH	Painted white	\$2,093
BQ	ATS60-BQ-WH	Painted white	\$2,093
WH	ATS60-WH-PN	Polished nickel	\$2,181
BQ	ATS60-BQ-PN	Polished nickel	\$2,181
WH	ATS60-WH-BN	Brushed nickel	\$2,181
BQ	ATS60-BQ-BN	Brushed nickel	\$2,181
WH	ATS60-WH-ORB	Oil rubbed bronze	\$2,181
BQ	ATS60-BQ-ORB	Oil rubbed bronze	\$2,181

Schedule B

### The following is recommended for ATS60 slipper tubs with no faucet holes:

- Faucet: part **#4602, 7393 or 7410**
- Rigid, freestanding supplies: part **#4502**
- Leg tub drain: part **#5599**

**Note:** Oil Rubbed Bronze feet may not match perfectly with fillers, supplies and drains.

Bathtubs now ship with the feet attached and leveled.  
Bathtubs are thoroughly inspected before being shipped.

Color Code **BQ** Bisque **WH** White

# Soakers

Cast iron tubs, acrylic tubs, resin tubs, copper tubs, stainless steel tubs

## Acrylic Tubs



L 60"  
W 30"  
H 22 1/2" (from floor) short end  
32" (from floor) tall end  
16 1/2" (from bottom of tub) short end  
26" (from bottom of tub) tall end



### Fillmore 60" Acrylic Slipper Tub

- Inside finish is either white or bisque to match outside color
- Double-walled acrylic
- Ball and claw feet are cast aluminum

Gallon capacity: 33 • Shipping weight: 120 lbs.

Empty weight: 62 lbs. • Filled weight: 338 lbs.

All ADTS60 tubs have no faucet holes.

Color	Product Number	Feet Finish	Price
WH	ADTS60-WH-CP	Polished chrome	\$2,213
BQ	ADTS60-BQ-CP	Polished chrome	\$2,213
WH	ADTS60-WH-PB	Polished brass	\$2,213
BQ	ADTS60-BQ-PB	Polished brass	\$2,257
WH	ADTS60-WH-BQ	Painted bisque	\$2,157
BQ	ADTS60-BQ-BQ	Painted bisque	\$2,157
WH	ADTS60-WH-BL	Painted black	\$2,157
BQ	ADTS60-BQ-BL	Painted black	\$2,157
WH	ADTS60-WH-WH	Painted white	\$2,157
BQ	ADTS60-BQ-WH	Painted white	\$2,157
WH	ADTS60-WH-PN	Polished nickel	\$2,344
BQ	ADTS60-BQ-PN	Polished nickel	\$2,344
WH	ADTS60-WH-BN	Brushed nickel	\$2,344
BQ	ADTS60-BQ-BN	Brushed nickel	\$2,344
WH	ADTS60-WH-ORB	Oil rubbed bronze	\$2,344
BQ	ADTS60-BQ-ORB	Oil rubbed bronze	\$2,344

Schedule B

The following is recommended for ADTS60 slipper tubs with no faucet holes:

- Faucet: part **#4602, 7393 or 7410**
- Rigid, freestanding supplies: part **#4502**
- Leg tub drain: part **#5599**

**Note:** Oil Rubbed Bronze feet may not match perfectly with fillers, supplies and drains.

Bathtubs now ship with the feet attached and leveled.  
Bathtubs are thoroughly inspected before being shipped.

Color Code **BQ** Bisque **WH** White

## Acrylic Tubs

DISCONTINUED

L 61"

W 27½"

H 24" and 30½" (from floor to top of tub)

Color	Product Number	Feet Finish	Price
WH	ATS7H61M-WH-CP	Polished chrome	\$2,104
WH	ATS7H61M-WH-BN	Brushed nickel	\$2,443
WH	ATS7H61M-WH-ORB	Oil rubbed bronze	\$2,508
WH	ATSNT61M-WH-CP	Polished chrome	\$2,104
WH	ATSNT61M-WH-BN	Brushed nickel	\$2,443
WH	ATSNT61M-WH-ORB	Oil rubbed bronze	\$2,508

Schedule B

**Note:** Oil Rubbed Bronze feet may not match perfectly with fillers, supplies and drains.

### Fontaine 61" Acrylic Slipper Tub

- Double-walled acrylic
- Overflow
- Contemporary feet are cast aluminum

Gallon capacity: 39 • Shipping weight: 425 lbs.  
Empty weight: 200 lbs. • Filled weight: 526 lbs.

All ATS7H61M tubs have 7" centers in tub deck.

All ATSNT61M tubs have no faucet holes with tap deck.



#### The following is recommended for ATS7H61M tubs with deck holes:

- Rim-mounted faucet: part #4601 or 7529
- Straight bath supplies: part #5577
- Leg tub drain: part #5599

#### The following is recommended for ATSNT61M tubs without faucet holes:

- Faucet: part #4602
- Rigid, freestanding supplies: part #4502
- Leg tub drain: part #5599

Bathtubs now ship with the feet attached and leveled.  
Bathtubs are thoroughly inspected before being shipped.

Color Code **WH** White

# Soakers

Cast iron tubs, acrylic tubs, resin tubs, copper tubs, stainless steel tubs

## Acrylic Tubs



### Fortuna 61" Acrylic Slipper Tub

- Double-walled acrylic
- Overflow
- Imperial feet are cast aluminum

Gallon capacity: 39 • Shipping weight: 425 lbs.  
Empty weight: 200 lbs. • Filled weight: 526 lbs.

All ATS7H61I tubs have 7" centers in tub deck.  
All ATSNTD61I tubs have no faucet holes with tap deck.



Color	Product Number	Feet Finish	Price
WH	ATS7H61I-WH-PB	Polished brass	\$2,192
WH	ATS7H61I-WH-CP	Polished chrome	\$2,104
WH	ATS7H61I-WH-BN	Brushed nickel	\$2,465
WH	ATS7H61I-WH-ORB	Oil rubbed bronze	\$2,508
WH	ATSNTD61I-WH-PB	Polished brass	\$2,192
WH	ATSNTD61I-WH-CP	Polished chrome	\$2,104
WH	ATSNTD61I-WH-BN	Brushed nickel	\$2,465
WH	ATSNTD61I-WH-ORB	Oil rubbed bronze	\$2,508

Schedule B

#### The following is recommended for ATS7H61I tubs with deck holes:

- Rim-mounted faucet: part **#4601 or 7529**
- Straight bath supplies: part **#5577**
- Leg tub drain: part **#5599**

#### The following is recommended for ATSNTD61I tubs without faucet holes:

- Faucet: part **#4602**
- Rigid, freestanding supplies: part **#4502**
- Leg tub drain: part **#5599**

**Note:** Oil Rubbed Bronze feet may not match perfectly with fillers, supplies and drains.

Bathtubs now ship with the feet attached and leveled.  
Bathtubs are thoroughly inspected before being shipped.

Color Code **WH** White

## Acrylic Tubs

AVAILABLE  
NEW IMAGE COMING SOON

L 61"  
W 27½"  
H 24" and 30½" (from floor to top of tub)



### Foster 61" Acrylic Slipper Tub

- Double-walled acrylic
- Overflow
- Lion paw feet are cast aluminum

Gallon capacity: 39 • Shipping weight: 425 lbs.  
Empty weight: 200 lbs. • Filled weight: 526 lbs.

All ATS7H61LP tubs have 7" centers in tub deck.  
All ATSN61LP tubs have no faucet holes with tap deck.



Color	Product Number	Feet Finish	Price
WH	ATS7H61LP-WH-PB	Polished brass	\$2,192
WH	ATS7H61LP-WH-CP	Polished chrome	\$2,104
WH	ATS7H61LP-WH-BN	Brushed nickel	\$2,443
WH	ATS7H61LP-WH-ORB	Oil rubbed bronze	\$2,508
WH	ATSN61LP-WH-PB	Polished brass	\$2,192
WH	ATSN61LP-WH-CP	Polished chrome	\$2,104
WH	ATSN61LP-WH-BN	Brushed nickel	\$2,443
WH	ATSN61LP-WH-ORB	Oil rubbed bronze	\$2,508

Schedule B

#### The following is recommended for ATS7H61LP tubs with deck holes:

- Rim-mounted faucet: part **#4601 or 7529**
- Straight bath supplies: part **#5577**
- Leg tub drain: part **#5599**

#### The following is recommended for ATSN61LP tubs without faucet holes:

- Faucet: part **#4602**
- Rigid, freestanding supplies: part **#4502**
- Leg tub drain: part **#5599**

**Note:** Oil Rubbed Bronze feet may not match perfectly with fillers, supplies and drains.

Bathtubs now ship with the feet attached and leveled.  
Bathtubs are thoroughly inspected before being shipped.

Color Code **WH** White

# Soakers

Cast iron tubs, acrylic tubs, resin tubs, copper tubs,  
stainless steel tubs

## Acrylic Tubs

L 60<sup>1</sup>/<sub>4</sub>"

W 28<sup>1</sup>/<sub>4</sub>"

H 23<sup>3</sup>/<sub>4</sub>" and 29<sup>1</sup>/<sub>4</sub>" (from floor to top of tub)

**DISCONTINUED**

Color	Product Number	Feet Finish	Price
WH	ASN61ME-WH-CP	Polished chrome	\$2,235
WH	ASN61ME-WH-BN	Brushed nickel	\$2,235

Schedule B

Order **#DRILL-OFF** to have an overflow drilled in an **ASN61ME** tub.

With overflow drilled, this tub requires drain part **#5599E**.

Tubs that have been drilled with overflow are "special order" and are not returnable.

**Note:** Oil Rubbed Bronze feet may not match perfectly with fillers, supplies and drains.

## Franco 61" Acrylic Slipper Tub

- Double-walled acrylic
- No faucet holes
- Continuous rolled rim
- Contemporary feet are plated brass
- No overflow

Gallon capacity: 44 • Shipping weight: 425 lbs.  
Empty weight: 200 lbs. • Filled weight: 568 lbs.

**The following is recommended for ASN61ME tubs without faucet holes:**

- Faucet: part **#4602, 7393 or 7410**
- Rigid, freestanding supplies: part **#4502**
- Leg tub drain: part **#5599LT**

L 66<sup>1</sup>/<sub>2</sub>"

W 28<sup>3</sup>/<sub>4</sub>"

H 23<sup>3</sup>/<sub>4</sub>" and 29<sup>1</sup>/<sub>4</sub>" (from floor to top of tub)

**DISCONTINUED**

Color	Product Number	Feet Finish	Price
WH	ASN67ME-WH-CP	Polished chrome	\$2,476
WH	ASN67ME-WH-BN	Brushed nickel	\$2,476

Schedule B

Order **#DRILL-OFF** to have an overflow drilled in an **ASN67ME** tub.

With overflow drilled, this tub requires drain part **#5599E**.

Tubs that have been drilled with overflow are "special order" and are not returnable.

**Note:** Oil Rubbed Bronze feet may not match perfectly with fillers, supplies and drains.

## Garwood 67" Acrylic Slipper Tub

- Double-walled acrylic
- No faucet holes
- Continuous rolled rim
- Contemporary feet are plated brass
- No overflow

Gallon capacity: 51 • Shipping weight: 425 lbs.  
Empty weight: 200 lbs. • Filled weight: 626 lbs.

**The following is recommended for ASN67ME tubs without faucet holes:**

- Faucet: part **#4602, 7393 or 7410**
- Rigid, freestanding supplies: part **#4502**
- Leg tub drain: part **#5599LT**

Bathtubs now ship with the feet attached and leveled.  
Bathtubs are thoroughly inspected before being shipped.

Color Code **WH** White



## Acrylic Tubs

L 60<sup>1</sup>/<sub>4</sub>"

W 28<sup>1</sup>/<sub>4</sub>"

H 25<sup>1</sup>/<sub>4</sub>" and 30<sup>1</sup>/<sub>2</sub>" (from floor to top of tub)

**DISCONTINUED**

**Try our Fortuna  
on Page 88**

Color	Product Number	Feet Finish	Price
WH	ASN61IE-WH-PB	Polished brass	\$2,006
WH	ASN61IE-WH-CP	Polished chrome	\$2,006
WH	ASN61IE-WH-BN	Brushed nickel	\$2,006
WH	ASN61IE-WH-ORB	Oil rubbed bronze	\$2,006

Schedule B

Order **#DRILL-OFF** to have an overflow drilled in an **ASN61IE** tub.

With overflow drilled, this tub requires drain part **#5599E**.

Tubs that have been drilled with overflow are "special order" and are not returnable.

**Note:** Oil Rubbed Bronze feet may not match perfectly with fillers, supplies and drains.

L 66<sup>1</sup>/<sub>2</sub>"

W 28<sup>3</sup>/<sub>4</sub>"

H 24<sup>1</sup>/<sub>4</sub>" and 30<sup>1</sup>/<sub>2</sub>" (from floor to top of tub)

**DISCONTINUED**  
**Try our Latham  
on Page 105**

Color	Product Number	Feet Finish	Price
WH	ASN67IE-WH-PB	Polished brass	\$2,235
WH	ASN67IE-WH-CP	Polished chrome	\$2,235
WH	ASN67IE-WH-BN	Brushed nickel	\$2,235
WH	ASN67IE-WH-ORB	Oil rubbed bronze	\$2,235

Schedule B

Order **#DRILL-OFF** to have an overflow drilled in an **ASN67IE** tub.

With overflow drilled, this tub requires drain part **#5599E**.

Tubs that have been drilled with overflow are "special order" and are not returnable.

**Note:** Oil Rubbed Bronze feet may not match perfectly with fillers, supplies and drains.

### Georgette 61" Acrylic Slipper Tub

- Double-walled acrylic
- No faucet holes
- Continuous rolled rim
- Imperial feet are plated brass
- No overflow

Gallon capacity: 44 • Shipping weight: 425 lbs.

Empty weight: 200 lbs. • Filled weight: 568 lbs.

**The following is recommended for ASN61IE tubs with no faucet holes and no overflow:**

- Faucet: part **#4602, 7393 or 7410**
- Rigid, freestanding supplies: part **#4502**
- Leg tub drain: part **#5599LT**

### Grady 67" Acrylic Slipper Tub

- Double-walled acrylic
- No faucet holes
- Continuous rolled rim
- Imperial feet are plated brass
- No overflow

Gallon capacity: 51 • Shipping weight: 425 lbs.

Empty weight: 200 lbs. • Filled weight: 626 lbs.

**The following is recommended for ASN67IE tubs with no faucet holes and no overflow:**

- Faucet: part **#4602, 7393 or 7410**
- Rigid, freestanding supplies: part **#4502**
- Leg tub drain: part **#5599LT**

Bathtubs now ship with the feet attached and leveled.  
Bathtubs are thoroughly inspected before being shipped.

Color Code **WH** White

## Acrylic Tubs

L 60<sup>1</sup>/<sub>4</sub>"

W 28<sup>3</sup>/<sub>4</sub>"

H 25<sup>1</sup>/<sub>4</sub>" and 31<sup>3</sup>/<sub>8</sub>" (from floor to top of tub)

**DISCONTINUED**

**Try our Foster  
on Page 89**

Color	Product Number	Feet Finish	Price
WH	ASN61LPE-WH-PB	Polished brass	\$2,006
WH	ASN61LPE-WH-CP	Polished chrome	\$2,006
WH	ASN61LPE-WH-BN	Brushed nickel	\$2,006
WH	ASN61LPE-WH-ORB	Oil rubbed bronze	\$2,006

Schedule B

Order **#DRILL-OF** to have an overflow drilled in an **ASN61LPE** tub.

With overflow drilled, this tub requires drain part **#5599E**.

Tubs that have been drilled with overflow are "special order" and are not returnable.

**Note:** Oil Rubbed Bronze feet may not match perfectly with fillers, supplies and drains.

## Grover 61" Acrylic Slipper Tub

- Double-walled acrylic
- No faucet holes
- Continuous rolled rim
- Lion paw feet are plated brass
- No overflow

Gallon capacity: 44 • Shipping weight: 425 lbs.  
Empty weight: 200 lbs. • Filled weight: 568 lbs.

**The following is recommended for ASN61LPE tubs without faucet holes:**

- Faucet: part **#4602, 7393 or 7410**
- Rigid, freestanding supplies: part **#4502**
- Leg tub drain: part **#5599LT**

L 66<sup>1</sup>/<sub>2</sub>"

W 28<sup>3</sup>/<sub>4</sub>"

H 25<sup>1</sup>/<sub>4</sub>" and 31<sup>3</sup>/<sub>8</sub>" (from floor to top of tub)

**DISCONTINUED**

**Try our Leandro  
on Page 105**

Color	Product Number	Feet Finish	Price
WH	ASN67LPE-WH-PB	Polished brass	\$2,235
WH	ASN67LPE-WH-CP	Polished chrome	\$2,235
WH	ASN67LPE-WH-BN	Brushed nickel	\$2,235
WH	ASN67LPE-WH-ORB	Oil rubbed bronze	\$2,235

Schedule B

Order **#DRILL-OF** to have an overflow drilled in an **ASN67LPE** tub.

With overflow drilled, this tub requires drain part **#5599E**.

Tubs that have been drilled with overflow are "special order" and are not returnable.

**Note:** Oil Rubbed Bronze feet may not match perfectly with fillers, supplies and drains.

## Hailey 67" Acrylic Slipper Tub

- Double-walled acrylic
- No faucet holes
- Continuous rolled rim
- Lion paw feet are plated brass
- No overflow

Gallon capacity: 51 • Shipping weight: 425 lbs.  
Empty weight: 200 lbs. • Filled weight: 626 lbs.

**The following is recommended for ASN67LPE tubs without faucet holes:**

- Faucet: part **#4602, 7393 or 7410**
- Rigid, freestanding supplies: part **#4502**
- Leg tub drain: part **#5599LT**

Bathtubs now ship with the feet attached and leveled.  
Bathtubs are thoroughly inspected before being shipped.

Color Code **WH** White

## Acrylic Tubs

DISCONTINUED

L 61¼"

W 28½"

H 23¾" and 29½" (from floor to top of tub)

Color	Product Number	Feet Finish	Price
WH	AS7H62M-WH-CP	Polished chrome	\$1,995
WH	AS7H62M-WH-BN	Brushed nickel	\$2,334
WH	AS7H62M-WH-ORB	Oil rubbed bronze	\$2,399
WH	ASN62M-WH-CP	Polished chrome	\$1,995
WH	ASN62M-WH-BN	Brushed nickel	\$2,334
WH	ASN62M-WH-ORB	Oil rubbed bronze	\$2,399

Schedule B

Order **#DRILL-OF** to have an overflow drilled in an **ASN62M** tub.  
With overflow drilled, this tub requires drain part **#5599**.  
Tubs that have been drilled with overflow are "special order" and are not returnable.

**Note:** Oil Rubbed Bronze feet may not match perfectly with fillers, supplies and drains.

### Hamilton 62" Acrylic Slipper Tub

- Double-walled acrylic
- Contemporary feet are cast aluminum

Gallon capacity: 47 • Shipping weight: 425 lbs.  
Empty weight: 200 lbs. • Filled weight: 593 lbs.

All AS7H62M tubs have 7" centers in tub deck and overflow.  
All ASN62M tubs have no faucet holes or overflow.



#### The following is recommended for AS7H62M tubs with deck holes:

- Rim-mounted faucet: part **#4601 or 7529**
- Straight bath supplies: part **#5577**
- Leg tub drain: part **#5599**

#### The following is recommended for ASN62M tubs without faucet holes:

- Faucet: part **#4602**
- Rigid, freestanding supplies: part **#4502**
- Leg tub drain: part **#5599LT**

Bathtubs now ship with the feet attached and leveled.  
Bathtubs are thoroughly inspected before being shipped.

Color Code **WH** White

## Acrylic Tubs

**DISCONTINUED**  
**Try our Fortuna**  
**on Page 88**

### Hawthorne 62" Acrylic Slipper Tub

- Double-walled acrylic
- Imperial feet are cast aluminum

Gallon capacity: 47 • Shipping weight: 425 lbs.  
Empty weight: 200 lbs. • Filled weight: 593 lbs.

All AS7H62I tubs have 7" centers in tub deck and overflow.  
All ASN62I tubs have no faucet holes or overflow.



L 61"  
W 28"  
H 23"

Color	Product Number	Feet Finish	Price
WH	AS7H62I-WH-PB	Polished brass	\$2,083
WH	AS7H62I-WH-CP	Polished chrome	\$1,995
WH	AS7H62I-WH-BN	Brushed nickel	\$2,344
WH	AS7H62I-WH-ORB	Oil rubbed bronze	\$2,399
WH	ASN62I-WH-PB	Polished brass	\$2,083
WH	ASN62I-WH-CP	Polished chrome	\$1,995
WH	ASN62I-WH-BN	Brushed nickel	\$2,344
WH	ASN62I-WH-ORB	Oil rubbed bronze	\$2,399

Schedule B

Order **#DRILL-OFF** to have an overflow drilled in an **ASN62I** tub.  
With overflow drilled, this tub requires drain part **#5599**.  
Tubs that have been drilled with overflow are "special order" and are not returnable.

**Note:** Oil Rubbed Bronze feet may not match perfectly with fillers, supplies and drains.

#### The following is recommended for AS7H62I tubs with deck holes:

- Rim-mounted faucet: part **#4601 or 7529**
- Straight bath supplies: part **#5577**
- Leg tub drain: part **#5599**

#### The following is recommended for ASN62I tubs without faucet holes:

- Faucet: part **#4602**
- Rigid, freestanding supplies: part **#4502**
- Leg tub drain: part **#5599LT**

Bathtubs now ship with the feet attached and leveled.  
Bathtubs are thoroughly inspected before being shipped.

Color Code **WH** White

## Acrylic Tubs

**DISCONTINUED**  
Try our Foster  
on Page 89

L 6  
W 2  
H 2



Color	Product Number	Feet Finish	Price
WH	AS7H62LP-WH-PB	Polished brass	\$2,083
WH	AS7H62LP-WH-CP	Polished chrome	\$1,995
WH	AS7H62LP-WH-BN	Brushed nickel	\$2,334
WH	AS7H62LP-WH-ORB	Oil rubbed bronze	\$2,399
WH	ASN62LP-WH-PB	Polished brass	\$2,083
WH	ASN62LP-WH-CP	Polished chrome	\$1,995
WH	ASN62LP-WH-BN	Brushed nickel	\$2,334
WH	ASN62LP-WH-ORB	Oil rubbed bronze	\$2,399

Schedule B

Order **#DRILL-OF** to have an overflow drilled in an **ASN62LP** tub.  
With overflow drilled, this tub requires drain part **#5599**.  
Tubs that have been drilled with overflow are "special order" and are not returnable.

**Note:** Oil Rubbed Bronze feet may not match perfectly with fillers, supplies and drains.

### Heather 62" Acrylic Slipper Tub

- Double-walled acrylic
- Lion paw feet are cast aluminum

Gallon capacity: 47 • Shipping weight: 425 lbs.  
Empty weight: 200 lbs. • Filled weight: 593 lbs.

All AS7H62LP tubs have 7" centers in tub deck and overflow.  
All ASN62LP tubs have no faucet holes or overflow.

#### The following is recommended for AS7H62LP tubs with deck holes:

- Rim-mounted faucet: part **#4601 or 7529**
- Straight bath supplies: part **#5577**
- Leg tub drain: part **#5599**

#### The following is recommended for ASN62LP tubs without faucet holes:

- Faucet: part **#4602**
- Rigid, freestanding supplies: part **#4502**
- Leg tub drain: part **#5599LT**

Bathtubs now ship with the feet attached and leveled.  
Bathtubs are thoroughly inspected before being shipped.

Color Code **WH** White

## Acrylic Tubs

**DISCONTINUED**

L 66"  
W 28"  
H 25" and 31" (from floor to top of tub)

Color	Product Number	Feet Finish	Price
WH	ATS7H66M-WH-CP	Polished chrome	\$2,154
WH	ATS7H66M-WH-BN	Brushed nickel	\$2,503
WH	ATS7H66M-WH-ORB	Oil rubbed bronze	\$2,569
WH	ATSNT66M-WH-CP	Polished chrome	\$2,154
WH	ATSNT66M-WH-BN	Brushed nickel	\$2,503
WH	ATSNT66M-WH-ORB	Oil rubbed bronze	\$2,569

Schedule B

**Note:** Oil Rubbed Bronze feet may not match perfectly with fillers, supplies and drains.

### Holmes 66" Acrylic Slipper Tub

- Double-walled acrylic
- Overflow
- Contemporary feet are cast aluminum

Gallon capacity: 43 • Shipping weight: 425 lbs.  
Empty weight: 90 lbs. • Filled weight: 449 lbs.

All ATS7H66M tubs have 7" centers in tub deck.

All ATSNT66M tubs have no faucet holes with tap deck.

#### The following is recommended for ATS7H66M tubs with deck holes:

- Rim-mounted faucet: part #4601 or 7529
- Straight bath supplies: part #5577
- Leg tub drain: part #5599

#### The following is recommended for ATSNT66M tubs without faucet holes:

- Faucet: part #4602
- Rigid, freestanding supplies: part #4502
- Leg tub drain: part #5599

Bathtubs now ship with the feet attached and leveled.  
Bathtubs are thoroughly inspected before being shipped.

Color Code **WH** White

## Acrylic Tubs

**DISCONTINUED**

**Try our Latham  
on Page 105**

L 66"  
W 28"  
H 25" and 31" (from floor to top of tub)

### Huxley 66" Acrylic Slipper Tub

- Double-walled acrylic
- Overflow
- Imperial feet are cast aluminum

Gallon capacity: 43 • Shipping weight: 425 lbs.  
Empty weight: 90 lbs. • Filled weight: 449 lbs.

All ATS7H66I tubs have 7" centers in tub deck.  
All ATSNTD66I tubs have no faucet holes with tap deck.



Color	Product Number	Feet Finish	Price
WH	ATS7H66I-WH-PB	Polished brass	\$2,235
WH	ATS7H66I-WH-CP	Polished chrome	\$2,148
WH	ATS7H66I-WH-BN	Brushed nickel	\$2,508
WH	ATS7H66I-WH-ORB	Oil rubbed bronze	\$2,564
WH	ATSNTD66I-WH-PB	Polished brass	\$2,235
WH	ATSNTD66I-WH-CP	Polished chrome	\$2,148
WH	ATSNTD66I-WH-BN	Brushed nickel	\$2,508
WH	ATSNTD66I-WH-ORB	Oil rubbed bronze	\$2,564

Schedule B

#### The following is recommended for ATS7H66I tubs with deck holes:

- Rim-mounted faucet: part #4601 or 7529
- Straight bath supplies: part #5577
- Leg tub drain: part #5599

#### The following is recommended for ATSNTD66I tubs without faucet holes:

- Faucet: part #4602
- Rigid, freestanding supplies: part #4502
- Leg tub drain: part #5599

**Note:** Oil Rubbed Bronze feet may not match perfectly with fillers, supplies and drains.

Bathtubs now ship with the feet attached and leveled.  
Bathtubs are thoroughly inspected before being shipped.

Color Code **WH** White

## Acrylic Tubs

**DISCONTINUED**

**Try our Leandro  
on Page 105**

L 6  
W 2  
H 2



### Ingrid 66" Acrylic Slipper Tub

- Double-walled acrylic
- Overflow
- Lion paw feet are cast aluminum

Gallon capacity: 43 • Shipping weight: 425 lbs.  
Empty weight: 90 lbs. • Filled weight: 449 lbs.

All ATS7H66LP tubs have 7" centers in tub deck.  
All ATSN66LP tubs have no faucet holes with tap deck.



Color	Product Number	Feet Finish	Price
WH	ATS7H66LP-WH-PB	Polished brass	\$2,235
WH	ATS7H66LP-WH-CP	Polished chrome	\$2,148
WH	ATS7H66LP-WH-BN	Brushed nickel	\$2,498
WH	ATS7H66LP-WH-ORB	Oil rubbed bronze	\$2,564
WH	ATSN66LP-WH-PB	Polished brass	\$2,235
WH	ATSN66LP-WH-CP	Polished chrome	\$2,148
WH	ATSN66LP-WH-BN	Brushed nickel	\$2,498
WH	ATSN66LP-WH-ORB	Oil rubbed bronze	\$2,564

Schedule B

**Note:** Oil Rubbed Bronze feet may not match perfectly with fillers, supplies and drains.

#### The following is recommended for ATS7H66LP tubs with deck holes:

- Rim-mounted faucet: part **#4601 or 7529**
- Straight bath supplies: part **#5577**
- Leg tub drain: part **#5599**

#### The following is recommended for ATSN66LP tubs without faucet holes:

- Faucet: part **#4602**
- Rigid, freestanding supplies: part **#4502**
- Leg tub drain: part **#5599**

Bathtubs now ship with the feet attached and leveled.  
Bathtubs are thoroughly inspected before being shipped.

Color Code **WH** White



## Acrylic Tubs



L 67"  
W 29½"  
H 24" (from floor) short end  
30" (from floor) tall end  
18" (from bottom of tub) short end  
24" (from bottom of tub) tall end

### Imogene 67" Acrylic Slipper Tub

- Outside is painted white over textured fiberglass
- Ball and claw feet are cast aluminum
- Overflow

Gallon capacity: 50 • Shipping weight: 150 lbs.  
Empty weight: 100 lbs. • Filled weight: 518 lbs.

All ATS67 tubs have no faucet holes.

Color	Product Number	Feet Finish	Price
WH	ATS67-WH-PB	Polished brass	\$2,240
WH	ATS67-WH-CP	Polished chrome	\$2,240
WH	ATS67-WH-BQ	Painted bisque	\$2,292
WH	ATS67-WH-BL	Painted black	\$2,292
WH	ATS67-WH-WH	Painted white	\$2,292
WH	ATS67-WH-PN	Polished nickel	\$2,343
WH	ATS67-WH-BN	Brushed nickel	\$2,343
WH	ATS67-WH-ORB	Oil rubbed bronze	\$2,343

Schedule B

The following is recommended for ATS67 slipper tubs with no faucet holes:

- Faucet: part #4602, 7393 or 7410
- Rigid, freestanding supplies: part #4502
- Leg tub drain: part #5599

**Note:** Oil Rubbed Bronze feet may not match perfectly with fillers, supplies and drains.

Bathtubs now ship with the feet attached and leveled.  
Bathtubs are thoroughly inspected before being shipped.

Color Code **WH** White

# Soakers

Cast iron tubs, acrylic tubs, resin tubs, copper tubs,  
stainless steel tubs

## Acrylic Tubs



L 67"  
W 29½"  
H 24" (from floor) short end  
30" (from floor) tall end  
18" (from bottom of tub) short end  
24" (from bottom of tub) tall end

### Isadora 67" Acrylic Slipper Tub

- Inside finish is white to match outside color
- Double-walled acrylic
- Ball and claw feet are cast aluminum
- Overflow

Gallon capacity: 50 • Shipping weight: 150 lbs.  
Empty weight: 100 lbs. • Filled weight: 518 lbs.

All ADTS67 tubs have no faucet holes.

Color	Product Number	Feet Finish	Price
WH	ADTS67-WH-PB	Polished brass	\$2,421
WH	ADTS67-WH-CP	Polished chrome	\$2,421
WH	ADTS67-WH-BQ	Painted bisque	\$2,472
WH	ADTS67-WH-BL	Painted black	\$2,472
WH	ADTS67-WH-WH	Painted white	\$2,472
WH	ADTS67-WH-PN	Polished nickel	\$2,549
WH	ADTS67-WH-BN	Brushed nickel	\$2,549
WH	ADTS67-WH-ORB	Oil rubbed bronze	\$2,549

Schedule B

The following is recommended for ADTS67 slipper tubs with no faucet holes:

- Faucet: part #4602, 7393 or 7410
- Rigid, freestanding supplies: part #4502
- Leg tub drain: part #5599

**Note:** Oil Rubbed Bronze feet may not match perfectly with fillers, supplies and drains.

Bathtubs now ship with the feet attached and leveled.  
Bathtubs are thoroughly inspected before being shipped.

Color Code **WH** White

## Acrylic Tubs



L 66½"

W 28¾"

H 23¾" and 29½" (from floor to top of tub)

### Jacob 67" Acrylic Slipper Tub

- Double-walled acrylic
- Contemporary feet are cast aluminum

Gallon capacity: 52 • Shipping weight: 425 lbs.  
Empty weight: 200 lbs. • Filled weight: 634 lbs.

All AS7H67M tubs have 7" centers in tub deck and overflow.  
All ASN67M tubs have no faucet holes or overflow.

Color	Product Number	Feet Finish	Price
WH	AS7H67M-WH-CP	Polished chrome	\$2,039
WH	AS7H67M-WH-BN	Brushed nickel	\$2,377
WH	AS7H67M-WH-ORB	Oil rubbed bronze	\$2,443
WH	ASN67M-WH-CP	Polished chrome	\$2,039
WH	ASN67M-WH-BN	Brushed nickel	\$2,377
WH	ASN67M-WH-ORB	Oil rubbed bronze	\$2,443

Schedule B

Order **#DRILL-OF** to have an overflow drilled in an **ASN67M** tub.  
With overflow drilled, this tub requires drain part **#5599**.  
Tubs that have been drilled with overflow are "special order" and are not returnable.

**Note:** Oil Rubbed Bronze feet may not match perfectly with fillers, supplies and drains.

#### The following is recommended for AS7H67M tubs with deck holes:

- Rim-mounted faucet: part **#4601 or 7529**
- Straight bath supplies: part **#5577**
- Leg tub drain: part **#5599**

#### The following is recommended for ASN67M tubs without faucet holes:

- Faucet: part **#4602**
- Rigid, freestanding supplies: part **#4502**
- Leg tub drain: part **#5599LT**

Bathtubs now ship with the feet attached and leveled.  
Bathtubs are thoroughly inspected before being shipped.

Color Code **WH** White

## Acrylic Tubs

AVAILABLE

NEW IMAGE COMING SOON

L 66½"

W 28¾"

H 23⅞" and 30¾" (from floor to top of tub)

Color	Product Number	Feet Finish	Price
WH	AS7H67I-WH-PB	Polished brass	\$2,126
WH	AS7H67I-WH-CP	Polished chrome	\$2,039
WH	AS7H67I-WH-BN	Brushed nickel	\$2,399
WH	AS7H67I-WH-ORB	Oil rubbed bronze	\$2,443
WH	ASN67I-WH-PB	Polished brass	\$2,126
WH	ASN67I-WH-CP	Polished chrome	\$2,039
WH	ASN67I-WH-BN	Brushed nickel	\$2,399
WH	ASN67I-WH-ORB	Oil rubbed bronze	\$2,443

Schedule B

Order **#DRILL-OF** to have an overflow drilled in an **ASN67I** tub.

With overflow drilled, this tub requires drain part **#5599**.

Tubs that have been drilled with overflow are "special order" and are not returnable.

**Note:** Oil Rubbed Bronze feet may not match perfectly with fillers, supplies and drains.

### Kenney 67" Acrylic Slipper Tub

- Double-walled acrylic
- Imperial feet are cast aluminum

Gallon capacity: 52 • Shipping weight: 425 lbs.

Empty weight: 200 lbs. • Filled weight: 634 lbs.

All AS7H67I tubs have 7" centers in tub deck and overflow.

All ASN67I tubs have no faucet holes or overflow.

#### The following is recommended for AS7H67I tubs with deck holes:

- Rim-mounted faucet: part **#4601 or 7529**
- Straight bath supplies: part **#5577**
- Leg tub drain: part **#5599**

#### The following is recommended for ASN67I tubs without faucet holes:

- Faucet: part **#4602**
- Rigid, freestanding supplies: part **#4502**
- Leg tub drain: part **#5599LT**

Bathtubs now ship with the feet attached and leveled.  
Bathtubs are thoroughly inspected before being shipped.

Color Code **WH** White

## Acrylic Tubs

AVAILABLE  
NEW IMAGE COMING SOON

L 66½"

W 28¾"

H 24¾" and 31½" (from floor to top of tub)



### Kingston 67" Acrylic Slipper Tub

- Double-walled acrylic
- Lion paw feet are cast aluminum

Gallon capacity: 52 • Shipping weight: 425 lbs.  
Empty weight: 200 lbs. • Filled weight: 634 lbs.

All AS7H67LP tubs have 7" centers in tub deck and overflow.  
All ASN67LP tubs have no faucet holes or overflow.



Color	Product Number	Feet Finish	Price
WH	AS7H67LP-WH-PB	Polished brass	\$2,126
WH	AS7H67LP-WH-CP	Polished chrome	\$2,039
WH	AS7H67LP-WH-BN	Brushed nickel	\$2,377
WH	AS7H67LP-WH-ORB	Oil rubbed bronze	\$2,443
WH	ASN67LP-WH-PB	Polished brass	\$2,126
WH	ASN67LP-WH-CP	Polished chrome	\$2,039
WH	ASN67LP-WH-BN	Brushed nickel	\$2,443
WH	ASN67LP-WH-ORB	Oil rubbed bronze	\$2,377

Schedule B

#### The following is recommended for AS7H67LP tubs with deck holes:

- Rim-mounted faucet: part #4601 or 7529
- Straight bath supplies: part #5577
- Leg tub drain: part #5599

#### The following is recommended for ASN67LP tubs without faucet holes:

- Faucet: part #4602
- Rigid, freestanding supplies: part #4502
- Leg tub drain: part #5599LT

Order #DRILL-OF to have an overflow drilled in an ASN67LP tub.

With overflow drilled, this tub requires drain part #5599.

Tubs that have been drilled with overflow are "special order" and are not returnable.

**Note:** Oil Rubbed Bronze feet may not match perfectly with fillers, supplies and drains.

Bathtubs now ship with the feet attached and leveled.  
Bathtubs are thoroughly inspected before being shipped.

Color Code **WH** White

## Acrylic Tubs

L 66 $\frac{1}{2}$ "  
W 30"  
H 25 $\frac{3}{8}$ " and 34 $\frac{1}{4}$ " (from floor to top

**DISCONTINUED**

**Try our Leandro  
on Page 105**

Color	Product Number	Feet Finish	Price
WH	ASN67LPA-WH-PB	Polished brass	\$2,476
WH	ASN67LPA-WH-CP	Polished chrome	\$2,476
WH	ASN67LPA-WH-BN	Brushed nickel	\$2,476
WH	ASN67LPA-WH-ORB	Oil rubbed bronze	\$2,476

Schedule B

Order **#DRILL-OFF** to have an overflow drilled in an **ASN67LPA** tub.  
With overflow drilled, this tub requires drain part **#5599**.  
Tubs that have been drilled with overflow are "special order" and are not returnable.

**Note:** Oil Rubbed Bronze feet may not match perfectly with fillers, supplies and drains.

### Lancaster 67" Acrylic Slipper Tub

- Double-walled acrylic
- No faucet holes
- No overflow
- Lion Paw feet are plated brass

Gallon capacity: 48 • Shipping weight: 425 lbs.  
Empty weight: 200 lbs. • Filled weight: 601 lbs.

**The following is recommended for ASN67LPA tubs without faucet holes:**

- Faucet: part **#4602, 7393 or 7410**
- Rigid, freestanding supplies: part **#4502**
- Leg tub drain: part **#5599LT**

L 67"  
W 29 $\frac{3}{4}$ "  
H 26 $\frac{3}{4}$ " and 33" (from floor to top of tub)

**AVAILABLE**

**NEW IMAGE COMING  
SOON**

Color	Product Number	Feet Finish	Price
WH	ATSN67B-WH	Decorative base	\$2,776

Schedule B

Order **#DRILL-OFF** to have an overflow drilled in an **ATSN67B** tub.  
With overflow drilled, this tub requires drain part **#5599PD**.  
Tubs that have been drilled with overflow are "special order" and are not returnable.

### Lancelot 67" Acrylic Slipper Tub on Base

- Double-walled acrylic
- No faucet holes
- No overflow
- Decorative base

Gallon capacity: 49 • Shipping weight: 425 lbs.  
Empty weight: 200 lbs. • Filled weight: 609 lbs.

**The following is recommended for ATSN67B tubs without faucet holes:**

- Faucet: part **#4602, 7393 or 7410**
- Rigid, freestanding supplies: part **#4502**
- Leg tub drain: part **#5599LT**

Bathtubs now ship with the feet attached and leveled.  
Bathtubs are thoroughly inspected before being shipped.

Color Code **WH** White

## Acrylic Tubs

L 67<sup>1</sup>/<sub>2</sub>"

W 31<sup>3</sup>/<sub>4</sub>"

H 27<sup>1</sup>/<sub>2</sub>" and 32<sup>1</sup>/<sub>2</sub>" (from floor to top of tub)

AVAILABLE  
NEW IMAGE COMING SOON

### Matham 67" Acrylic Slipper Tub

- Double-walled acrylic
- No faucet holes
- Continuous rolled rim
- Imperial feet are cast aluminum
- No overflow

Gallon capacity: 53 • Shipping weight: 425 lbs.  
Empty weight: 200 lbs. • Filled weight: 643 lbs.

Color	Product Number	Feet Finish	Price
WH	ASN67IS-WH-PB	Polished brass	\$2,443
WH	ASN67IS-WH-CP	Polished chrome	\$2,268
WH	ASN67IS-WH-BN	Brushed nickel	\$2,552
WH	ASN67IS-WH-ORB	Oil rubbed bronze	\$2,607

Schedule B

Order **#DRILL-OFF** to have an overflow drilled in an **ASN67IS** tub.  
With overflow drilled, this tub requires drain part **#5599**.  
Tubs that have been drilled with overflow are "special order" and are not returnable.

**Note:** Oil Rubbed Bronze feet may not match perfectly with fillers, supplies and drains.

**The following is recommended for ASN67IS tubs with no faucet holes and no overflow:**

- Faucet: part **#4602, 7393 or 7410**
- Rigid, freestanding supplies: part **#4502**
- Leg tub drain: part **#5599LT**

L 67<sup>1</sup>/<sub>2</sub>"

W 31<sup>3</sup>/<sub>4</sub>"

H 27<sup>1</sup>/<sub>2</sub>" and 32<sup>1</sup>/<sub>2</sub>" (from floor to top of tub)

AVAILABLE  
NEW IMAGE COMING SOON

### Leandro 67" Acrylic Slipper Tub

- Double-walled acrylic
- No faucet holes
- Continuous rolled rim
- Lion paw feet are cast aluminum
- No overflow

Gallon capacity: 53 • Shipping weight: 425 lbs.  
Empty weight: 200 lbs. • Filled weight: 643 lbs.

Color	Product Number	Feet Finish	Price
WH	ASN67LPS-WH-CP	Polished chrome	\$2,268
WH	ASN67LPS-WH-BN	Brushed nickel	\$2,694

Schedule B

Order **#DRILL-OFF** to have an overflow drilled in an **ASN67LPS** tub.  
With overflow drilled, this tub requires drain part **#5599**.  
Tubs that have been drilled with overflow are "special order" and are not returnable.

**The following is recommended for ASN67LPS tubs with no faucet holes and no overflow:**

- Faucet: part **#4602, 7393 or 7410**
- Rigid, freestanding supplies: part **#4502**
- Leg tub drain: part **#5599LT**

Bathtubs now ship with the feet attached and leveled.  
Bathtubs are thoroughly inspected before being shipped.

Color Code **WH** White

## Acrylic Tubs

L 67"  
W 28½"  
H 31⅝" (from floor) tall end  
24¼" (from floor) short end  
24⅞" (from bottom of tub)  
16¾" (from bottom of tub) s

**DISCONTINUED**

**Try our Isadora  
on Page 100**

### Legacy 67" Acrylic Slipper Tub

- Double-walled acrylic
- Gentle slope backrest
- No faucet holes
- Ball and claw feet are plated brass

Gallon capacity: 55 • Shipping weight: 313 lbs.

Empty weight: 133 lbs. • Filled weight: 592 lbs.

**The following is recommended for ATSN67 tubs without faucet holes:**

- Faucet: part **#4602, 4022** or **4025**
- Rigid, freestanding supplies: part **#4502**
- Leg tub drain: part **#5599**

Color	Product Number	Feet Finish	Price
WH	ATSN67-WH-CP	Polished chrome	\$3,546
WH	ATSN67-WH-BN	Brushed nickel	\$3,546
WH	ATSN67-WH-PB	Polished brass	\$3,546
WH	ATSN67-WH-ORB	Oil rubbed bronze	\$3,546
WH	ATSN67-WH-WH	Painted white	\$3,109

Schedule B

**Note:** Oil Rubbed Bronze feet may not match perfectly with fillers, supplies and drains.

L 67"  
W 28½"  
H 31⅝" (from floor) tall end  
24½" (from floor) short  
24⅞" (from bottom of tub)  
16¾" (from bottom of tub)

**DISCONTINUED**  
**Try our Latham  
on Page 105**

### Lenora 67" Acrylic Slipper Tub

- Double-walled acrylic
- No faucet holes
- Imperial feet are plated brass

Gallon capacity: 55 • Shipping weight: 313 lbs.

Empty weight: 133 lbs. • Filled weight: 592 lbs.

**The following is recommended for ATSN67I tubs without faucet holes:**

- Faucet: part **#4602, 4022** or **4025**
- Rigid, freestanding supplies: part **#4502**
- Leg tub drain: part **#5599**

Color	Product Number	Feet Finish	Price
WH	ATSN67I-WH-CP	Polished chrome	\$3,164
WH	ATSN67I-WH-BN	Brushed nickel	\$3,164
WH	ATSN67I-WH-PB	Polished brass	\$3,164
WH	ATSN67I-WH-ORB	Oil rubbed bronze	\$3,164
WH	ATSN67I-WH-WH	Painted white	\$2,891

Schedule B

**Note:** Oil Rubbed Bronze feet may not match perfectly with fillers, supplies and drains.

Bathtubs now ship with the feet attached and leveled.  
Bathtubs are thoroughly inspected before being shipped.

Color Code **WH** White



## Acrylic Tubs

L 67"

W 34½"

H 33½" (from floor) tall end  
28¾" (from floor) short end  
27½" (from bottom of tub) tall end  
22¾" (from bottom of tub) short end

**DISCONTINUED**

Color	Product Number	Feet Finish	Price
WH	ATSN67ALP-WH-CP	Polished chrome	\$2,726
WH	ATSN67ALP-WH-BN	Brushed nickel	\$3,645
WH	ATSN67ALP-WH-PB	Polished brass	\$3,601
WH	ATSN67ALP-WH-ORB	Oil rubbed bronze	\$3,612

Schedule B

Order **#DRILL-OFF** to have an overflow drilled in an **ATSN67ALP** tub.

With overflow drilled, this tub requires drain part **#5599PD**.

Tubs that have been drilled with overflow or insulated are "special order" and are not returnable.

**Note:** Oil Rubbed Bronze feet may not match perfectly with fillers, supplies and drains.

### Lisette 67" Acrylic Slipper Tub

- Double-walled acrylic
- No faucet holes
- Feet have built-in adjusters
- Lion Paw feet are plated brass
- No overflow

Gallon capacity: 53 • Shipping weight: 325 lbs.

Empty weight: 100 lbs. • Filled weight: 543 lbs.

**The following is recommended for ATSN67ALP tubs with no faucet holes and no overflow:**

- Faucet: part **#4602**, **4022** or **4025**
- Rigid, freestanding supplies: part **#4502**
- Leg tub drain: part **#5599LT**

**AVAILABLE**

**NEW IMAGE COMING SOON**

L 67¼"

W 28¾"

H 25¾" and 30¼" (from floor to top of tub)

Color	Product Number	Feet Finish	Price
WH	ATSN68LP-WH-CP	Polished chrome	\$3,579
WH	ATSN68LP-WH-BN	Brushed nickel	\$3,733
WH	ATSN68LP-WH-PB	Polished brass	\$3,656
WH	ATSN68LP-WH-ORB	Oil rubbed bronze	\$3,787

Schedule B

**Note:** Oil Rubbed Bronze feet may not match perfectly with fillers, supplies and drains.

### Livingstone 68" Acrylic Slipper Tub

- Double-walled acrylic
- No faucet holes
- No overflow
- Lion paw feet are cast aluminum

Gallon capacity: 57 • Shipping weight: 200 lbs.

Empty weight: 150 lbs. • Filled weight: 626 lbs.

**The following is recommended for ATSN68LP tubs with no faucet holes and no overflow:**

- Faucet: part **#4602**, **4022** or **4025**
- Rigid, freestanding supplies: part **#4502**
- Leg tub drain: part **#5599LT**

Bathtubs now ship with the feet attached and leveled.  
Bathtubs are thoroughly inspected before being shipped.

Color Code **WH** White

## Acrylic Tubs

L 60"  
W 28"  
H 29"

AVAILABLE  
NEW IMAGE COMING SOON

### Lorenzo 60" Freestanding Acrylic Slipper Tub

- Double-walled acrylic
- No faucet holes
- No overflow

Gallon capacity: 42 • Shipping weight: 175 lbs.

Empty weight: 65 lbs. • Filled weight: 416 lbs.

Color	Product Number	Price
WH	ATSN60F-WH	\$2,323

Schedule B

L 66"  
W 28"  
H 29"

AVAILABLE  
NEW IMAGE COMING SOON

### Lucinda 66" Freestanding Acrylic Slipper Tub

- Double-walled acrylic
- No faucet holes
- No overflow

Gallon capacity: 50 • Shipping weight: 195 lbs.

Empty weight: 105 lbs. • Filled weight: 568 lbs.

Color	Product Number	Price
WH	ATSN66F-WH	\$2,366

Schedule B

L 71"  
W 28"  
H 29"



AVAILABLE  
NEW IMAGE COMING SOON

### Lulu 71" Freestanding Acrylic Slipper Tub

- Double-walled acrylic
- No faucet holes
- No overflow

Gallon capacity: 58 • Shipping weight: 216 lbs.

Empty weight: 106 lbs. • Filled weight: 590 lbs.

Color	Product Number	Price
WH	ATSN71F-WH	\$2,688

Schedule B

Order **#DRILL-OFF** to have an overflow drilled in an **ATSN60F**, **ATSN66F** or **ATSN71F** tub.

With overflow drilled, this tub requires drain part **#5599PD**.

To have your tub insulated for heat retention order **#TUB INSULATION** for \$400.

Tubs that have been drilled with overflow or insulated are "special order" and are not returnable.

**The following is recommended for ATSN60F, ATSN66F or ATSN71F tub with no faucet holes and no overflow:**

- Faucet: part **#4602**, **7393** or **7410**
- Rigid, freestanding supplies: part **#4502**
- Freestanding filler: part **#7928** or **7930**  
(Do not need bath supplies)
- Leg tub drain: part **#5599LT**

Bathtubs now ship with the feet attached and leveled.  
Bathtubs are thoroughly inspected before being shipped.

Color Code **WH** White

## Acrylic Tubs



L 66"  
W 29"  
H 26"

AVAILABLE  
NEW IMAGE COMING SOON

Color	Product Number	Price
WH	ATSN66E-WH	\$2,576

Schedule B

Order **#DRILL-OFF** to have an overflow drilled in an **ATSN66E** tub.  
With overflow drilled, this tub requires drain part **#5599PD**.  
To have your tub insulated for heat retention order **#TUB INSULATION** for \$400.  
Tubs that have been drilled with overflow or insulated are "special order" and are not returnable.

### Lovina 66" Freestanding Acrylic Slipper Tub

- Double-walled acrylic
- No faucet holes
- No overflow

Gallon capacity: 41 • Shipping weight: 199 lbs.  
Empty weight: 89 lbs. • Filled weight: 431 lbs.

**The following is recommended for ATSN66E tubs with no faucet holes and no overflow:**

- Faucet: part **#4602 or 4604**
- Rigid, freestanding supplies: part **#4502**
- Freestanding filler: part **#7932, 7934 or 7940**  
(Do not need bath supplies)
- Leg tub drain: part **#5599LT**

AVAILABLE  
NEW IMAGE COMING SOON

L 65"  
W 28½"  
H 29" (from floor to top of tub)

Color	Product Number	Price
WH	ATSN65-WH	\$2,697

Schedule B

Order **#DRILL-OFF** to have an overflow drilled in an **ATSN65** tub.  
With overflow drilled, this tub requires drain part **#5599PD**.  
To have your tub insulated for heat retention order **#TUB INSULATION** for \$400.  
Tubs that have been drilled with overflow or insulated are "special order" and are not returnable.

### Lydia 65" Freestanding Acrylic Slipper Tub

- Double-walled acrylic
- No faucet holes
- No overflow

Gallon capacity: 46 • Shipping weight: 178 lbs.  
Empty weight: 93 lbs. • Filled weight: 477 lbs.

**The following is recommended for ATSN65 tubs with no faucet holes:**

- Faucet: part **#4602 or 4604**
- Rigid, freestanding supplies: part **#4502**
- Freestanding filler: part **#7932, 7934 or 7940**  
(Do not need bath supplies)
- Leg tub drain: part **#5599LT**

Bathtubs now ship with the feet attached and leveled.  
Bathtubs are thoroughly inspected before being shipped.

Color Code **WH** White

# Soakers

Cast iron tubs, acrylic tubs, resin tubs, copper tubs,  
stainless steel tubs

## Acrylic Tubs

L 66½"

W 28½"

H 25" and 29" (from floor to top of tub)

AVAILABLE  
NEW IMAGE COMING SOON

### Lyndell 67" Freestanding Acrylic Slipper Tub

- Double-walled acrylic
- No faucet holes
- No overflow

Gallon capacity: 70 • Shipping weight: 425 lbs.

Empty weight: 200 lbs. • Filled weight: 785 lbs.

Color	Product Number	Price
WH	ATSN67F-WH	\$3,186

Schedule B

Order **#DRILL-OFF** to have an overflow drilled in an **ATSN67F** tub.

With overflow drilled, this tub requires drain part **#5599PD**.

Tubs that have been drilled with overflow are "special order" and are not returnable.

**The following is recommended for ATSN67F tubs with no faucet holes and no overflow:**

- Faucet: part **#4602, 7393 or 7410**
- Rigid, freestanding supplies: part **#4502**
- Leg tub drain: part **#5599LT**

Color Code **WH** White

## Acrylic Tubs

L 62 $\frac{3}{4}$ "

W 28 $\frac{1}{2}$ "

H 27 $\frac{5}{8}$ "

**DISCONTINUED**

Color	Product Number	Price
WH	ATDSN63B-WH	\$5,065

Schedule B

### Madigan 63" Acrylic Double Slipper Tub on Base

- Double-walled acrylic
- No faucet holes
- Petite base
- No overflow

Gallon capacity: 55 • Shipping weight: 300 lbs.

Empty weight: 150 lbs. • Filled weight: 610 lbs.

**The following is recommended for ATDSN63B tubs with no faucet holes and no overflow:**

- Faucet: part **#7082 or 7088**
- Rigid, freestanding supplies: part **#4502**
- Leg tub drain: part **#5599LT**

L 68"

W 29 $\frac{1}{2}$ "

H 23 $\frac{3}{4}$ " and 28 $\frac{1}{2}$ " (from floor to

**DISCONTINUED**

**Try our Lyndell  
on Page 110**

Color	Product Number	Price
WH	ATSN68F-WH	\$3,678

Schedule B

### Malcolm 68" Freestanding Acrylic Slipper Tub

- Double-walled acrylic
- No faucet holes
- No overflow

Gallon capacity: 60 • Shipping weight: 342 lbs.

Empty weight: 142 lbs. • Filled weight: 643 lbs.

**The following is recommended for ATSN68F tubs with no faucet holes and no overflow:**

- Faucet: part **#4602, 7393 or 7410**
- Rigid, freestanding supplies: part **#4502**
- Leg tub drain: part **#5599LT**

Order **#DRILL-OFF** to have an overflow drilled in an **ATSN68F** tub.

With overflow drilled, this tub requires drain part **#5599PD**.

To have your tub insulated for heat retention order **#TUB INSULATION** for \$400.

Tubs that have been drilled with overflow or insulated are "special order" and are not returnable.

Bathtubs now ship with the feet attached and leveled.  
Bathtubs are thoroughly inspected before being shipped.

Color Code **WH** White

## Acrylic Tubs

L 67¼"

W 28½"

H 25½" and 29" (from floor to top of tub)

AVAILABLE  
NEW IMAGE COMING  
SOON

### Mallory 68" Freestanding Acrylic Slipper Tub

- Double-walled acrylic
- No faucet holes
- No overflow

Gallon capacity: 55 • Shipping weight: 350 lbs.

Empty weight: 150 lbs. • Filled weight: 609 lbs.

The following is recommended for ATSN68B tubs with no faucet holes and no overflow:

- Faucet: part #4602, 7393 or 7410
- Rigid, freestanding supplies: part #4502
- Leg tub drain: part #5599LT

Color	Product Number	Price
WH	ATSN68B-WH	\$3,000

Schedule B

Order #DRILL-OFF to have an overflow drilled in an ATSN68B tub.

With overflow drilled, this tub requires drain part #5599PD.

Tubs that have been drilled with overflow are "special order" and are not returnable.

### Mansfield 67" Freestanding Acrylic Slipper Tub

- Double-walled acrylic
- No faucet holes
- No overflow

Gallon capacity: 52 • Shipping weight: 425 lbs.

Empty weight: 200 lbs. • Filled weight: 634 lbs.

The following is recommended for ATSN67FS tubs with no faucet holes and no overflow:

- Faucet: part #4602, 7393 or 7410
- Rigid, freestanding supplies: part #4502
- Leg tub drain: part #5599LT

L 67"

W 29"

H 22½" and 29" (from floor to top of tub)

DISCONTINUED

Color	Product Number	Price
WH	ATSN67FS-WH	\$2,261

Schedule B

Order #DRILL-OFF to have an overflow drilled in an ATSN67FS tub.

With overflow drilled, this tub requires drain part #5599PD.

Tubs that have been drilled with overflow are "special order" and are not returnable.

Bathtubs now ship with the feet attached and leveled.  
Bathtubs are thoroughly inspected before being shipped.

Color Code WH White

## Acrylic Tubs



AVAILABLE  
NEW IMAGE COMING SOON

L 67"  
W 31 $\frac{3}{4}$ "  
H 28" (from floor to top of tub)

Color	Product Number	Price
WH	ATFSN67S-WH	\$2,900

Schedule B

Order **#DRILL-OF** to have an overflow drilled in an **ATFSN67S** tub.  
With overflow drilled, this tub requires drain part **#5599PD**.  
To have your tub insulated for heat retention order **#TUB INSULATION** for \$400.  
Tubs that have been drilled with overflow or insulated are "special order" and are not returnable.

### Malinda 67" Freestanding Acrylic Slipper Tub

- Double-walled acrylic
- No faucet holes
- No overflow

Gallon capacity: 55 • Shipping weight: 215 lbs.  
Empty weight: 105 lbs. • Filled weight: 564 lbs.

The following is recommended for **ATFSN67S** tubs without faucet holes:

- Faucet: part **#4602 or 4604**
- Rigid, freestanding supplies: part **#4502**
- Freestanding filler: part **#7932, 7934 or 7940**  
(Do not need bath supplies)
- Leg tub drain: part **#5599LT**



AVAILABLE  
NEW IMAGE COMING SOON

L 71"  
W 31 $\frac{3}{4}$ "  
H 28" (from floor to top of tub)

Color	Product Number	Price
WH	ATFSN71S-WH	\$2,980

Schedule B

Order **#DRILL-OF** to have an overflow drilled in an **ATFSN71S** tub.  
With overflow drilled, this tub requires drain part **#5599PD**.  
To have your tub insulated for heat retention order **#TUB INSULATION** for \$400.  
Tubs that have been drilled with overflow or insulated are "special order" and are not returnable.

### Marilyn 71" Freestanding Acrylic Slipper Tub

- Double-walled acrylic
- No faucet holes
- No overflow

Gallon capacity: 59 • Shipping weight: 218 lbs.  
Empty weight: 108 lbs. • Filled weight: 601 lbs.

The following is recommended for **ATFSN71S** tubs without faucet holes:

- Faucet: part **#4602 or 4604**
- Rigid, freestanding supplies: part **#4502**
- Freestanding filler: part **#7932, 7934 or 7940**  
(Do not need bath supplies)
- Leg tub drain: part **#5599LT**

Bathtubs now ship with the feet attached and leveled.  
Bathtubs are thoroughly inspected before being shipped.

Color Code **WH** White

# Soakers

Cast iron tubs, acrylic tubs, resin tubs, copper tubs, stainless steel tubs

## Acrylic Tubs

L 67 $\frac{3}{4}$ "

W 29 $\frac{1}{4}$ "

H 22 $\frac{1}{2}$ " and 24 $\frac{3}{4}$ " (from floor to top of tub)

AVAILABLE  
NEW IMAGE COMING SOON

Color	Product Number	Price
WH	ATRSN68FE-WH	\$2,486

Schedule B

Order **#DRILL-OFF** to have an overflow drilled in an **ATRSN68FE** tub.

With overflow drilled, this tub requires drain part **#5599PD**.

Tubs that have been drilled with overflow are "special order" and are not returnable.

### Marakesh 68" Freestanding Acrylic Slipper Tub

- Double-walled acrylic
- No faucet holes
- No overflow

Gallon capacity: 49 • Shipping weight: 302 lbs.

Empty weight: 102 lbs. • Filled weight: 511 lbs.

The following is recommended for **ATRSN68FE** tubs with no faucet holes and no overflow:

- Faucet: part **#4602, 7393 or 7410**
- Rigid, freestanding supplies: part **#4502**
- Leg tub drain: part **#5599LT**

L 69"

W 32 $\frac{3}{4}$ "

H 35 $\frac{1}{4}$ " (from floor to top of tub)

AVAILABLE  
NEW IMAGE COMING SOON

Color	Product Number	Price
WH	ATFSN69A-WH	\$3,416

Schedule B

Order **#DRILL-OFF** to have an overflow drilled in an **ATFSN69A** tub.

With overflow drilled, this tub requires drain part **#5599PD**.

To have your tub insulated for heat retention order **#TUB INSULATION** for \$400.

Tubs that have been drilled with overflow or insulated are "special order" and are not returnable.

### Maxine 69" Freestanding Acrylic Slipper Tub

- Double-walled acrylic
- No faucet holes
- No overflow

Gallon capacity: 55 • Shipping weight: 245 lbs.

Empty weight: 145 lbs. • Filled weight: 604 lbs.

The following is recommended for **ATFSN69A** tubs with no faucet holes and no overflow:

- Faucet: part **#4602, 7393 or 7410**
- Rigid, freestanding supplies: part **#4502**
- Leg tub drain: part **#5599LT**

Bathtubs now ship with the feet attached and leveled.  
Bathtubs are thoroughly inspected before being shipped.

Color Code **WH** White



## Acrylic Tubs

L 68"  
W 29 3/4"  
H 22 1/4" and 27 3/4" (from floor to top of tub)

AVAILABLE  
NEW IMAGE COMING SOON

Color	Product Number	Price
WH	ATRSN68F-WH	\$2,508

Schedule B

Order **#DRILL-OFF** to have an overflow drilled in an **ATRSN68F** tub.  
Overflow can only be drilled on left or right.  
With overflow drilled, this tub requires drain part **#5599PD**.  
To have your tub insulated for heat retention order **#TUB INSULATION** for \$400.  
Tubs that have been drilled with overflow or insulated are "special order" and are not returnable.

### Melanie 68" Freestanding Acrylic Slipper Tub

- Double-walled acrylic
- No faucet holes
- No overflow

Gallon capacity: 49 • Shipping weight: 184 lbs.

Empty weight: 104 lbs. • Filled weight: 513 lbs.

The following is recommended for **ATRSN68F** tubs with no faucet holes and no overflow:

- Faucet: part **#4602, 7393 or 7410**
- Rigid, freestanding supplies: part **#4502**
- Leg tub drain: part **#5599LT**

L 69 1/4"  
W 29"  
H 22 1/2" and 35 1/2" (from floor to top of tub)

AVAILABLE  
NEW IMAGE COMING SOON

Color	Product Number	Price
WH	ATSN70F-WH	\$2,990

Schedule B

Order **#DRILL-OFF** to have an overflow drilled in an **ATSN70F** tub.  
With overflow drilled, this tub requires drain part **#5599PD**.  
Tubs that have been drilled with overflow are "special order" and are not returnable.

### McGuire 70" Freestanding Acrylic Slipper Tub

- Double-walled acrylic
- No faucet holes
- No overflow

Gallon capacity: 56 • Shipping weight: 296 lbs.

Empty weight: 96 lbs. • Filled weight: 564 lbs.

The following is recommended for **ATSN70F** tubs with no faucet holes and no overflow:

- Faucet: part **#4602, 7393 or 7410**
- Rigid, freestanding supplies: part **#4502**
- Leg tub drain: part **#5599LT**

Bathtubs now ship with the feet attached and leveled.  
Bathtubs are thoroughly inspected before being shipped.

Color Code **WH** White

## Acrylic Tubs

**DISCONTINUED**

L 72½"

W 36½"

H 24"

### Merlin 73" Acrylic Freestanding Tub

- Double-walled acrylic
- No faucet holes
- No overflow

Gallon capacity: 71 • Shipping weight: 456 lbs.

Empty weight: 111 lbs. • Filled weight: 704 lbs.

**The following is recommended for ATOVN73 tubs with no faucet holes and no overflow:**

- Faucet: part **#7082 or 7088**
- Rigid, freestanding supplies: part **#4502**
- Leg tub drain: part **#5599LT or #5599TS**

Color	Product Number	Price
WH	ATOVN73-WH	\$3,219

Schedule B

Order **#DRILL-OF** to have an overflow drilled in an **ATOVN73** tub.  
With overflow drilled, this tub requires drain part **#5599PD**.  
Tubs that have been drilled with overflow are "special order" and are not returnable.

**DISCONTINUED**

L 74"

W 34"

H 33¼"

### Meghan 74" Acrylic Freestanding Slipper Tub

- Double-walled acrylic
- No faucet holes
- No overflow

Gallon capacity: 76 • Shipping weight: 255 lbs.

Empty weight: 155 lbs. • Filled weight: 790 lbs.

**The following is recommended for ATFSN74 tubs with no faucet holes and no overflow:**

- Faucet: part **#7082 or 7088**
- Rigid, freestanding supplies: part **#4502**
- Leg tub drain: part **#5599LT or #5599TS**

Color	Product Number	Price
WH	ATFSN74-WH	\$3,542

Schedule B

Order **#DRILL-OF** to have an overflow drilled in an **ATFSN74** tub.  
With overflow drilled, this tub requires drain part **#5599PD**.  
To have your tub insulated for heat retention order **#TUB INSULATION** for \$400.  
Tubs that have been drilled with overflow or insulated are "special order" and are not returnable.

Bathtubs now ship with the feet attached and leveled.  
Bathtubs are thoroughly inspected before being shipped.

Color Code **WH** White

## Acrylic Tubs

AVAILABLE  
NEW IMAGE COMING SOON

L 69"  
W 28"  
H 30" (from floor to top of tub)

Color	Product Number	Feet Finish	Price
WH	ATDSN69I-WH-CP	Polished chrome	\$1,897
WH	ATDSN69I-WH-BN	Brushed nickel	\$2,071
WH	ATDSN69I-WH-PB	Polished brass	\$1,973
WH	ATDSN69I-WH-ORB	Oil rubbed bronze	\$2,116

Schedule B

Order **#DRILL-OF** to have an overflow drilled in an **ATDSN69I** tub.  
With overflow drilled, this tub requires drain part **#5599PD**.  
Tubs that have been drilled with overflow are "special order" and are not returnable.

AVAILABLE  
NEW IMAGE COMING SOON

L 69"  
W 28"  
H 30" (from floor to top of tub)

Color	Product Number	Feet Finish	Price
WH	ATDSN69-WH-CP	Polished chrome	\$2,154
WH	ATDSN69-WH-BN	Brushed nickel	\$2,317
WH	ATDSN69-WH-PB	Polished brass	\$2,154
WH	ATDSN69-WH-ORB	Oil Rubbed Bronze	\$2,128

Schedule B

Order **#DRILL-OF** to have an overflow drilled in an **ATDSN69** tub.  
With overflow drilled, this tub requires drain part **#5599PD**.  
Tubs that have been drilled with overflow are "special order" and are not returnable.

Color Code **WH** White

### Merrick 69" Acrylic Double Slipper Tub

- Double-walled acrylic
- No faucet holes
- Continuous rolled rim
- Imperial feet are cast aluminum
- No overflow

Gallon capacity: 46 • Shipping weight: 425 lbs.  
Empty weight: 200 lbs. • Filled weight: 584 lbs.

The following is recommended for **ATDSN69I** tubs  
with no faucet holes and no overflow:

- Faucet: part **#4602**, **4022** or **4025**
- Rigid, free standing supplies: part **#4502**
- Leg tub drain: part **#5599LT**

### Minerva 69" Acrylic Double Slipper Tub

- Double-walled acrylic
- No faucet holes
- Built in adjusters in feet
- Lion paw feet are cast aluminum
- No overflow

Gallon capacity: 46 • Shipping weight: 425 lbs.  
Empty weight: 200 lbs. • Filled weight: 584 lbs.

The following is recommended for **ATDSN69** tubs  
with no faucet holes and no overflow:

- Faucet: part **#4602**, **4022** or **4025**
- Rigid, free standing supplies: part **#4502**
- Leg tub drain: part **#5599LT**

Bathtubs now ship with the feet attached and leveled.  
Bathtubs are thoroughly inspected before being shipped.

## Acrylic Tubs

AVAILABLE  
NEW IMAGE COMING SOON

L 69"  
W 28½"  
H 30¾" (from floor to top of tub)

### Monique 69" Acrylic Double Slipper Tub

- Double-walled acrylic
- Imperial feet are cast iron

Gallon capacity: 53 • Shipping weight: 296 lbs.  
Empty weight: 100 lbs. • Filled weight: 543 lbs.

All ATDS7H69R tubs have 7" centers in tub deck and overflow.  
All ATDSTD69R tubs have no faucet holes or overflow with tap deck.  
All ATDSN69R tubs have no faucet holes or overflow with continuous rolled rim.



The following is recommended for ATDS7H69R double slipper tubs with deck holes:

- Faucet: part #4601
- Straight bath supplies: part #5577
- Leg tub drain: part #5599E

The following is recommended for ATDSTD69R and ATDSN69R tubs with no faucet holes and no overflow:

- Faucet: part #4602, 4022 or 4025
- Rigid, free standing supplies: part #4502
- Leg tub drain: part #5599LT

Color	Product Number	Feet Finish	Price
WH	ATDS7H69R-WH-CP	Polished chrome	\$2,901
WH	ATDS7H69R-WH-PB	Polished brass	\$2,990
WH	ATDS7H69R-WH-BN	Brushed nickel	\$3,318
WH	ATDS7H69R-WHORB	Oil rubbed bronze	\$2,881
WH	ATDSTD69R-WH-CP	Polished chrome	\$2,901
WH	ATDSTD69R-WH-PB	Polished brass	\$2,990
WH	ATDSTD69R-WH-BN	Brushed nickel	\$3,318
WH	ATDSTD69R-WHORB	Oil rubbed bronze	\$2,881
WH	ATDSN69R-WH-CP	Polished chrome	\$2,017
WH	ATDSN69R-WH-PB	Polished brass	\$2,093
WH	ATDSN69R-WH-BN	Brushed nickel	\$2,650
WH	ATDSN69R-WH-ORB	Oil rubbed bronze	\$2,782

Schedule B

Order #DRILL-OFF to have an overflow drilled in an ATDSN69R or ATDSTD69R tub.  
Tubs that have been drilled with overflow are "special order" and are not returnable.

**Note:** Oil Rubbed Bronze feet may not match perfectly with fillers, supplies and drains.

Bathtubs now ship with the feet attached and leveled.  
Bathtubs are thoroughly inspected before being shipped.

Color Code WH White

## Acrylic Tubs



L 69"  
W 28½"  
H 30¾" (from floor to top of tub)



### Monroe 69" Acrylic Double Slipper Tub

- Double-walled acrylic
- Lion paw feet are cast iron

Gallon capacity: 53 • Shipping weight: 396 lbs.  
Empty weight: 200 lbs. • Filled weight: 643 lbs.

All ADS7H69LP tubs have 7" centers in tub deck and overflow.  
All ADSTD69LP tubs have no faucet holes or overflow with tap deck.  
All ADSN69LP tubs have no faucet holes or overflow with continuous rolled rim.



Color	Product Number	Feet Finish	Price
WH	ADS7H69LP-WH-CP	Polished chrome	\$2,901
WH	ADS7H69LP-WH-PB	Polished brass	\$2,990
WH	ADS7H69LP-WH-BN	Brushed nickel	\$3,077
WH	ADSTD69LP-WH-CP	Polished chrome	\$2,901
WH	ADSTD69LP-WH-PB	Polished brass	\$2,990
WH	ADSTD69LP-WH-BN	Brushed nickel	\$3,077
WH	ADSN69LP-WH-CP	Polished chrome	\$2,017
WH	ADSN69LP-WH-PB	Polished brass	\$2,093
WH	ADSN69LP-WH-BN	Brushed nickel	\$2,180

Schedule B

#### The following is recommended for ADS7H69LP double slipper tubs with deck holes:

- Faucet: part **#4601**
- Straight bath supplies: part **#5577**
- Leg tub drain: part **#5599**

#### The following is recommended for ADSTD69LP and ADSN69LP tubs with no faucet holes and no overflow:

- Faucet: part **#4602, 4022 or 4025**
- Rigid, free standing supplies: part **#4502**
- Leg tub drain: part **#5599LT**

Order **#DRILL-OF** to have an overflow drilled in an **ADSN69LP** or **ADSTD69LP** tub.  
With overflow drilled, this tub requires drain part **#5599**.  
Tubs that have been drilled with overflow are "special order" and are not returnable.

Bathtubs now ship with the feet attached and leveled.  
Bathtubs are thoroughly inspected before being shipped.

Color Code **WH** White

# Soakers

Cast iron tubs, acrylic tubs, resin tubs, copper tubs, stainless steel tubs

## Acrylic Tubs



L 63"  
W 28"  
H 28"

AVAILABLE  
NEW IMAGE COMING SOON

Color	Product Number	Price
WH	ATDSN63RB-WH	\$2,550
WH	ATDSNTD63RB-WH	\$2,700

Schedule B

Order **#DRILL-OFF** to have an overflow drilled in an **ATDSN63RB** or **ATDSNTD63RB** tub. With overflow drilled, this tub requires drain part **#5599**.  
Tubs that have been drilled with overflow are "special order" and are not returnable. Base has no notch for supplies.

L 69"  
W 28½"  
H 28⅜"

AVAILABLE  
NEW IMAGE COMING SOON

Color	Product Number	Price
WH	ATDS7H69B-WH	\$2,993
WH	ATDSN69B-WH	\$2,891

Schedule B

Order **#DRILL-OFF** to have an overflow drilled in an **ATDSN69B** tub. With overflow drilled, this tub requires drain part **#5599**.  
Tubs that have been drilled with overflow are "special order" and are not returnable. Base has no notch for supplies.

## Monterrey 63" Acrylic Double Slipper Tub on Base

- Double-walled acrylic
- Decorative base
- No overflow
- No faucet holes

Gallon capacity: 43 • Shipping weight: 296 lbs.

Empty weight: 100 lbs. • Filled weight: 459 lbs.

All ATDSN63RB tubs have continuous rolled rim.  
All ATDSNTD63RB tubs have tap deck.



The following is recommended for **ATDSN63RB** and **ATDSNTD63RB** tubs with no faucet holes and no overflow:

- Faucet: part **#4602, 4063 or 4604**
- Rigid, freestanding supplies: part **#4502**
- Leg tub drain: part **#5599LT or #5599TS**

## Montebello 69" Acrylic Double Slipper Tub on Base

- Double-walled acrylic
- Decorative base

Gallon capacity: 53 • Shipping weight: 296 lbs.

Empty weight: 100 lbs. • Filled weight: 543 lbs.

All ATDS7H69B tubs have 7" centers in tub deck and overflow.  
All ATDSN69B tubs have no faucet holes or overflow with continuous rolled rim



The following is recommended for **ATDS7H69B** tubs with deck holes.

- Faucet: part **#4601 or 7529**
- Straight bath supplies: part **#5577**
- Leg tub drain: part **#5599**

The following is recommended for **ATDSN69B** tubs with no faucet holes and no overflow:

- Faucet: part **#4602, 7393 or 7410**
- Rigid, freestanding supplies: part **#4502**
- Leg tub drain: part **#5599LT or #5599TS**

Color Code **WH** White

## Acrylic Tubs

AVAILABLE  
NEW IMAGE COMING SOON

L 69"  
W 28½"  
H 28⅝"

Color	Product Number	Price
WH	ATDSNTD69B-WH	\$2,891

Schedule B

Order **#DRILL-OFF** to have an overflow drilled in an **ATDSNTD69B** tub.  
With overflow drilled, this tub requires drain part **#5599**.  
Tubs that have been drilled with overflow are "special order" and are not returnable.



L 69½"  
W 31¼"  
H 29"

AVAILABLE  
NEW IMAGE COMING SOON

Color	Product Number	Price
WH	ATDSN70BH-WH	\$2,352

Schedule B

Order **#DRILL-OFF** to have an overflow drilled in an **ATDSN70BH** tub.  
With overflow drilled, this tub requires drain part **#5599PD**.  
To have your tub insulated for heat retention order **#TUB INSULATION** for \$400.  
Tubs that have been drilled with overflow or insulated are "special order" and are not returnable.

### Montgomery 69" Acrylic Double Slipper Tub on Base

- Double-walled acrylic
- No faucet holes
- No overflow
- Decorative base
- Tap deck

Gallon capacity: 53 • Shipping weight: 296 lbs.

Empty weight: 100 lbs. • Filled weight: 543 lbs.

**The following is recommended for ATDSNTD69B tubs with no faucet holes and no overflow:**

- Faucet: part **#4602, 7393 or 7410**
- Rigid, freestanding supplies: part **#4502**
- Leg tub drain: part **#5599LT or #5599TS**

### Morgan 70" Acrylic Double Slipper Tub on Base

- Double-walled acrylic
- No faucet holes
- Slim decorative base
- No overflow

Gallon capacity: 58 • Shipping weight: 204 lbs.

Empty weight: 94 lbs. • Filled weight: 579 lbs.

**The following is recommended for ATDSN70BH tubs with no faucet holes and no overflow:**

- Faucet: part **#4602 or 4604**
- Rigid, freestanding supplies: part **#4502**
- Freestanding filler: part **#7901, 7914 or 7934**  
(Do not need bath supplies)
- Leg tub drain: part **#5599LT or #5599TS**

Bathtubs now ship with the feet attached and leveled.  
Bathtubs are thoroughly inspected before being shipped.

Color Code **WH** White

## Acrylic Tubs

L 65"  
W 30½"  
H 26½"

**DISCONTINUED**

### Montrose 65" Acrylic Double Slipper Tub on Base

- Double-walled acrylic
- No faucet holes
- Short base
- No overflow

Gallon capacity: 42 • Shipping weight: 225 lbs.  
Empty weight: 75 lbs. • Filled weight: 426 lbs.

Color	Product Number	Price
WH	ATDSN65B-WH	\$5,270

Schedule B

Order **#DRILL-OFF** to have an overflow drilled in an **ATDSN65B** tub.  
With overflow drilled, this tub requires drain part **#5599PD**.  
To have your tub insulated for heat retention order **#TUB INSULATION** for \$400.  
Tubs that have been drilled with overflow or insulated are "special order" and are not returnable.

The following is recommended for **ATDSN65B** tubs with no faucet holes and no overflow:

- Faucet: part **#7082 or 7088**
- Rigid, freestanding supplies: part **#4502**
- Leg tub drain: part **#5599LT**

L 75"  
W 38¼"  
H 28½"

**DISCONTINUED**

### Mozart 75" Acrylic Double Slipper Tub on Base

- Double-walled acrylic
- No faucet holes
- Short base
- No overflow

Gallon capacity: 65 • Shipping weight: 300 lbs.  
Empty weight: 120 lbs. • Filled weight: 663 lbs.

Color	Product Number	Price
WH	ATDSN75B-WH	\$5,577

Schedule B

Order **#DRILL-OFF** to have an overflow drilled in an **ATDSN75B** tub.  
With overflow drilled, this tub requires drain part **#5599PD**.  
To have your tub insulated for heat retention order **#TUB INSULATION** for \$400.  
Tubs that have been drilled with overflow or insulated are "special order" and are not returnable.

The following is recommended for **ATDSN75B** tubs with no faucet holes and no overflow:


- Faucet: part **#7082 or 7088**
- Rigid, freestanding supplies: part **#4502**
- Leg tub drain: part **#5599LT**

Bathtubs now ship with the feet attached and leveled.  
Bathtubs are thoroughly inspected before being shipped.

Color Code **WH** White



## Acrylic Tubs



**DISCONTINUED**

L 69"

W 28 1/2"

H 28 1/2" (from floor to top of tub)



Color	Product Number	Feet Finish	Price
WH	ATDSN69W-WH-CP	Polished chrome	\$2,166
WH	ATDSN69W-WH-BN	Brushed nickel	\$2,310
WH	ATDSN69W-WH-PB	Polished brass	\$2,257
WH	ATDSN69W-WH-ORB	Oil Rubbed Bronze	\$2,376

Schedule B

Order **#DRILL-OFF** to have an overflow drilled in an **ATDSN69W** tub.  
With overflow drilled, this tub requires drain part **#5599PD**.  
Tubs that have been drilled with overflow are "special order" and are not returnable.

### Morrow 69" Acrylic Double Slipper Tub

- Double-walled acrylic
- No faucet holes
- Built in adjusters in feet
- Lion paw feet are solid brass
- No overflow

Gallon capacity: 51 • Shipping weight: 208 lbs.

Empty weight: 98 lbs. • Filled weight: 524 lbs.

The following is recommended for **ATDSN69W** tubs with no faucet holes and no overflow:

- Faucet: part **#4602, 4604** or **4025**
- Rigid, free standing supplies: part **#4502**
- Freestanding filler: part **#7938** or **7940**  
(Do not need bath supplies)
- Leg tub drain: part **#5599LT**



L 65 5/8"

W 28 3/4"

H 30"

Color	Product Number	Feet Finish	Price
WH	ATDRSN66-WH-CP	Polished chrome	\$2,564
WH	ATDRSN66-WH-BN	Brushed nickel	\$2,673

Schedule B

Order **#DRILL-OFF** to have an overflow drilled in an **ATDRSN66** tub.  
With overflow drilled, this tub requires drain part **#5599PD**.  
Tubs that have been drilled with overflow are "special order" and are not returnable.

### Musetta 66" Acrylic Rectangular Double Slipper Tub

- Double-walled acrylic
- No overflow
- Cube feet are cast aluminum
- Contemporary style
- No faucet holes

Gallon capacity: 43 • Shipping weight: 425 lbs

Empty weight: 200 lbs. • Filled weight: 559 lbs.

The following is recommended for **ATDRSN66** tubs with no faucet holes and no overflow:

- Faucet: part **#790, 7940** or **7946**
- Leg tub drain: part **#5599LT**

Bathtubs now ship with the feet attached and leveled.  
Bathtubs are thoroughly inspected before being shipped.

Color Code **WH** White

## Acrylic Tubs



**DISCONTINUED**

L 68"

W 30½"

H 27¾" (from floor to top of tub)

Color	Product Number	Price
WH	ATFN68-WH	\$3,706

Schedule B

Order **#DRILL-OFF** to have an overflow drilled in an **ATFN68** tub.

With overflow drilled, this tub requires drain part **#5599PD**.

Tubs that have been drilled with overflow are "special order" and are not returnable.

## Nalani 68" Acrylic Freestanding Tub

- Double-walled acrylic
- No faucet holes
- No overflow
- Built in adjusters

Gallon capacity: 74 • Shipping weight: 236 lbs.

Empty weight: 126 lbs. • Filled weight: 744 lbs.

**The following is recommended for ATFN68 tubs without faucet holes:**

- Faucet: part **#4022, 4025 or 4602**
- Rigid, freestanding supplies: part **#4502**
- Freestanding filler: part **#7920 or 7928**  
(Do not need bath supplies)
- Leg tub drain: part **#5599LT**

## Naomi 67" Acrylic Freestanding Double Slipper Tub

- Double-walled acrylic
- No faucet holes
- No overflow

Gallon capacity: 43 • Shipping weight: 282 lbs.

Empty weight: 82 lbs. • Filled weight: 442 lbs.

**The following is recommended for ATDSN67 tubs without faucet holes:**

- Faucet: part **#4602**
- Rigid, freestanding supplies: part **#4502**
- Leg tub drain: part **#5599LT**

L 67"

W 35¼"

H 26½" (from floor to top of tub)

Color	Product Number	Price
WH	ATDSN67-WH	\$2,635

Schedule B

Order **#DRILL-OFF** to have an overflow drilled in an **ATDSN67** tub.

With overflow drilled, this tub requires drain part **#5599PD**.

Tubs that have been drilled with overflow are "special order" and are not returnable.

Bathtubs now ship with the feet attached and leveled.  
Bathtubs are thoroughly inspected before being shipped.

Color Code **WH** White

## Acrylic Tubs

AVAILABLE

NEW IMAGE COMING SOON

L 67"  
W 29 1/4"  
H 27"

Color	Product Number	Price
WH	ATDSN67B-WH	\$4,792

Schedule B

Order **#DRILL-OFF** to have an overflow drilled in an **ATDSN67B** tub.  
With overflow drilled, this tub requires drain part **#5599PD**.  
Tubs that have been drilled with overflow are "special order" and are not returnable.

### Nemo 67" Acrylic Double Slipper Tub on Base

- Double-walled acrylic
- No faucet holes
- Decorative base
- No overflow

Gallon capacity: 61 • Shipping weight: 425 lbs.  
Empty weight: 200 lbs. • Filled weight: 709 lbs.

The following is recommended for **ATDSN67B** tubs with no faucet holes and no overflow:

- Faucet: part **#7082 or 7088**
- Rigid, freestanding supplies: part **#4502**
- Leg tub drain: part **#5599LT**



AVAILABLE

NEW IMAGE COMING SOON

L 62"  
W 31"  
H 26"

Color	Product Number	Price
WH	ATDSN62F-WH	\$2,137

Schedule B

Order **#DRILL-OFF** to have an overflow drilled in an **ATDSN62F** tub.  
With overflow drilled, this tub requires drain part **#5599PD**.  
To have your tub insulated for heat retention order **#TUB INSULATION** for \$400.  
Tubs that have been drilled with overflow or insulated are "special order" and are not returnable.

### Newman 62" Acrylic Double Slipper Tub

- Double-walled acrylic
- No faucet holes
- No overflow
- Built in adjusters

Gallon capacity: 48 • Shipping weight: 205 lbs.  
Empty weight: 95 lbs. • Filled weight: 496 lbs.

The following is recommended for **ATDSN62F** tubs with no faucet holes and no overflow:

- Faucet: part **#4025, 4025 or 4602**
- Rigid, freestanding supplies: part **#4502**
- Freestanding filler: part **#7920 or 7928**  
(Do not need bath supplies)
- Leg tub drain: part **#5599LT**

Bathtubs now ship with the feet attached and leveled.  
Bathtubs are thoroughly inspected before being shipped.

Color Code **WH** White

# Soakers

Cast iron tubs, acrylic tubs, resin tubs, copper tubs,  
stainless steel tubs

## Acrylic Tub

L 67¼"  
W 31½"  
H 26"

AVAILABLE  
NEW IMAGE COMING SOON

### Nickelby 68" Acrylic Double Slipper Tub

- Double-walled acrylic
- No faucet holes
- No overflow
- Built in adjusters

Gallon capacity: 53 • Shipping weight: 215 lbs.  
Empty weight: 105 lbs. • Filled weight: 548 lbs.

Color	Product Number	Price
WH	ATDSN68F-WH	\$2,498

Schedule B

Order **#DRILL-OFF** to have an overflow drilled in an **ATDSN68F** tub.  
With overflow drilled, this tub requires drain part **#5599PD**  
To have your tub insulated for heat retention order **#TUB INSULATION** for \$400.  
Tubs that have been drilled with overflow or insulated are "special order" and are not returnable.

The following is recommended for **ATDSN68F** tubs with no faucet holes and no overflow:

- Faucet: part **#4025, 4025 or 4602**
- Rigid, freestanding supplies: part **#4502**
- Freestanding filler: part **#7920 or 7928**  
(Do not need bath supplies)
- Leg tub drain: part **#5599LT**



L 67"  
W 31½"  
H 29½"

AVAILABLE  
NEW IMAGE COMING SOON

### Nessa 67" Acrylic Freestanding Tub

- Double-walled acrylic
- No faucet holes
- No overflow
- Built in adjusters

Gallon capacity: 57 • Shipping weight: 223 lbs.  
Empty weight: 113 lbs. • Filled weight: 589 lbs.

Color	Product Number	Price
WH	ATFN67-WH	\$2,791

Schedule B

Order **#DRILL-OFF** to have an overflow drilled in an **ATFN67** tub.  
With overflow drilled, this tub requires drain part **#5599PD**  
To have your tub insulated for heat retention order **#TUB INSULATION** for \$400.  
Tubs that have been drilled with overflow or insulated are "special order" and are not returnable.

The following is recommended for **ATFN67** tubs with no faucet holes and no overflow:

- Faucet: part **#4602, 4604, 7082 or 7088**
- Rigid, freestanding supplies: part **#4502**
- Freestanding filler: part **#7920, 7922 or 7932**  
(Do not need bath supplies)
- Leg tub drain: part **#5599LT**

Bathtubs now ship with the feet attached and leveled.  
Bathtubs are thoroughly inspected before being shipped.

Color Code **WH** White

## Acrylic Tub



L 71"  
W 31<sup>3</sup>/<sub>4</sub>"  
H 30"

AVAILABLE  
NEW IMAGE COMING SOON

Color	Product Number	Price
WH	ATFN71-WH	\$2,744

Schedule B

Order **#DRILL-OFF** to have an overflow drilled in an **ATFN71** tub.  
With overflow drilled, this tub requires drain part **#5599PD**.  
To have your tub insulated for heat retention order **#TUB INSULATION** for \$400.  
Tubs that have been drilled with overflow or insulated are "special order" and are not returnable.

### Nicole 71" Acrylic Freestanding Tub

- Double-walled acrylic
- No faucet holes
- No overflow
- Built in adjusters

Gallon capacity: 61 • Shipping weight: 232 lbs.  
Empty weight: 122 lbs. • Filled weight: 631 lbs.

The following is recommended for **ATFN71** tubs with no faucet holes and no overflow:

- Faucet: part **#4602, 4604, 7082 or 7088**
- Rigid, freestanding supplies: part **#4502**
- Freestanding filler: part **#7920, 7922 or 7932**  
(Do not need bath supplies)
- Leg tub drain: part **#5599LT**

L 67"  
W 37<sup>1</sup>/<sub>8</sub>"  
H 24"

AVAILABLE  
NEW IMAGE COMING SOON

Color	Product Number	Price
WH	ATFSN67C-WH	\$2,859

Schedule B

Order **#DRILL-OFF** to have an overflow drilled in an **ATFSN67C** tub.  
With overflow drilled, this tub requires drain part **#5599PD**.  
Tubs that have been drilled with overflow are "special order" and are not returnable.

### Noryce 67" Acrylic Freestanding Tub

- Double-walled acrylic
- No faucet holes
- No overflow

Gallon capacity: 67 • Shipping weight: 210 lbs.  
Empty weight: 111 lbs. • Filled weight: 671 lbs.

The following is recommended for **ATFSN67C** tubs with no faucet holes and no overflow:

- Faucet: part **#7082 or 7088**
- Rigid, freestanding supplies: part **#4502**
- Leg tub drain: part **#5599LT**

Color Code **WH** White

# Soakers

Cast iron tubs, acrylic tubs, resin tubs, copper tubs,  
stainless steel tubs

## Acrylic Tubs

L 69"  
W 31"  
H 28¼" (from floor to top)



Color	Product Number	Price
WH	ATDSN69K-WH	\$3,605

Schedule B

Order **#DRILL-OF** to have an overflow drilled in an **ATDSN69K** tub.  
With overflow drilled, this tub requires drain part **#5599PD**.  
Tubs that have been drilled with overflow are "special order" and are not returnable.

### Noreen 69" Acrylic Freestanding Double Slipper Tub

- Double-walled acrylic
- No faucet holes
- No overflow

Gallon capacity: 58 • Shipping weight: 270 lbs.  
Empty weight: 70 lbs. • Filled weight: 554 lbs.

The following is recommended for ATDSN69K tubs without faucet holes:

- Faucet: part **#4602**
- Rigid, freestanding supplies: part **#4502**
- Leg tub drain: part **#5599LT**

L 69"  
W 31½"  
H 23"



Color	Product Number	Price
WH	ATFDSN69-WH	\$3,521

Schedule B

Order **#DRILL-OF** to have an overflow drilled in an **ATFDSN69** tub.  
With overflow drilled, this tub requires drain part **#5599PD**.  
To have your tub insulated for heat retention order **#TUB INSULATION** for \$400.  
Tubs that have been drilled with overflow or insulated are "special order" and are not returnable.

### Noriko 69" Acrylic Freestanding Double Slipper Tub

- Double-walled acrylic
- No faucet holes
- No overflow

Gallon capacity: 61 • Shipping weight: 345 lbs.  
Empty weight: 145 lbs. • Filled weight: 654 lbs.

The following is recommended for ATFDSN69 tubs without faucet holes:

- Faucet: part **#4602**
- Rigid, freestanding supplies: part **#4502**
- Leg tub drain: part **#5599LT**

Bathtubs now ship with the feet attached and leveled.  
Bathtubs are thoroughly inspected before being shipped.

Color Code **WH** White

## Acrylic Tubs

AVAILABLE  
NEW IMAGE COMING SOON

L 69½"

W 26¼"

H 26½"

Color	Product Number	Price
WH	ATDSN70B-WH	\$4,573

Schedule B

Order **#DRILL-OFF** to have an overflow drilled in an **ATDSN70B** tub.  
With overflow drilled, this tub requires drain part **#5599PD**.  
Tubs that have been drilled with overflow are "special order" and are not returnable.

### Normandy 70" Acrylic Curved Double Slipper Tub

- Double-walled acrylic
- No faucet holes
- Petite base
- No overflow

Gallon capacity: 55 • Shipping weight: 425 lbs.  
Empty weight: 200 lbs. • Filled weight: 660 lbs.

The following is recommended for **ATDSN70B** tubs with no faucet holes and no overflow:

- Faucet: part **#7901** or **7913**
- Leg tub drain: part **#5599LT**

AVAILABLE  
NEW IMAGE COMING SOON

L 65¾"

W 28¾"

H 22¾"

Color	Product Number	Price
WH	ATFSN66-WH	\$2,410

Schedule B

Order **#DRILL-OFF** to have an overflow drilled in an **ATFSN66** tub.  
With overflow drilled, this tub requires drain part **#5599PD**.  
Tubs that have been drilled with overflow are "special order" and are not returnable.

### Nottingham 66" Acrylic Freestanding Tub

- Double-walled acrylic
- No faucet holes
- No overflow

Gallon capacity: 44 • Shipping weight: 282 lbs.  
Empty weight: 82 lbs. • Filled weight: 450 lbs.

The following is recommended for **ATFSN66** tubs with no faucet holes and no overflow:

- Faucet: part **#7901** or **7913**
- Leg tub drain: part **#5599LT**

Bathtubs now ship with the feet attached and leveled.  
Bathtubs are thoroughly inspected before being shipped.

Color Code **WH** White

## Acrylic Tubs

L 72"  
W 31½"  
H 27¾"

AVAILABLE  
NEW IMAGE COMING SOON

Color	Product Number	Price
WH	ATFDSN72-WH	\$2,713

Schedule B

Order **#DRILL-OFF** to have an overflow drilled in an **ATFDSN72** tub.  
With overflow drilled, this tub requires drain part **#5599PD**.  
To have your tub insulated for heat retention order **#TUB INSULATION** for \$400.  
Tubs that have been drilled with overflow or insulated are "special order" and are not returnable.

### Nydia 72" Acrylic Bateau Tub

- Double-walled acrylic
- No overflow
- No faucet holes

Gallon capacity: 55 • Shipping weight: 198 lbs.  
Empty weight: 88 lbs. • Filled weight: 640 lbs.

The following is recommended for **ATFDSN72** tubs with no faucet holes and no overflow:

- Faucet: part **#7901 or 7913**
- Leg tub drain: part **#5599LT**



L 72"  
W 28"  
H 29"

AVAILABLE  
NEW IMAGE COMING SOON

Color	Product Number	Price
WH	ATDSN72-WH	\$2,576

Schedule B

Order **#DRILL-OFF** to have an overflow drilled in an **ATDSN72** tub.  
With overflow drilled, this tub requires drain part **#5599PD**.  
Tubs that have been drilled with overflow are "special order" and are not returnable.

### Nyx 72" Acrylic Double Slipper Tub

- Double-walled acrylic
- No overflow
- No faucet holes
- Built in adjusters

Gallon capacity: 42 • Shipping weight: 210 lbs.  
Empty weight: 100 lbs. • Filled weight: 451 lbs.

The following is recommended for **ATDSN72** tubs with no faucet holes and no overflow:

- Faucet: part **#4022, 4025, 4602 or 4604**
- Rigid, freestanding supplies: part **#4502**
- Faucet: part **#7920 or 7928**  
(Do not need bath supplies)
- Leg tub drain: part **#5599LT**

Bathtubs now ship with the feet attached and leveled.  
Bathtubs are thoroughly inspected before being shipped.

Color Code **WH** White



## Acrylic Tub

L 66½"  
W 30¼"  
H 24"

**DISCONTINUED**

Color	Product Number	Price
WH	ATFSN67-WH	\$3,514

Schedule B

Order **#DRILL-OFF** to have an overflow drilled in an **ATFSN67** tub.  
With overflow drilled, this tub requires drain part **#5599PD**.  
Tubs that have been drilled with overflow are "special order" and are not returnable.

### Odette 67" Acrylic Freestanding Tub

- Double-walled acrylic
- No faucet holes
- No overflow

Gallon capacity: 51 • Shipping weight: 425 lbs.  
Empty weight: 200 lbs. • Filled weight: 626 lbs.

The following is recommended for **ATFSN67** tubs with no faucet holes and no overflow:

- Faucet: part **#7901 or 7913**
- Leg tub drain: part **#5599LT**

L 68⅞"  
W 28⅞"  
H 23¼"

**DISCONTINUED**

Color	Product Number	Price
WH	ATFS7H69-WH	\$3,481
WH	ATFSN69-WH	\$3,481

Schedule B

### Olympus 69" Freestanding Acrylic Tub

- Double-walled acrylic
- No overflow

Gallon capacity: 71 • Shipping weight: 425 lbs.  
Empty weight: 200 lbs. • Filled weight: 794 lbs.

The following is recommended for **ATFS7H69** tubs with deck holes:

- Faucet: part **#4601, 7529 or 7601**
- Requires flexible supplies
- Leg tub drain: part **#5599LT**

The following is recommended for **ATFSN69** tubs without faucet holes:

- Faucet: part **#4602, 7393 or 7410**
- Rigid, freestanding supplies: part **#4502**
- Leg tub drain: part **#5599LT**

Bathtubs now ship with the feet attached and leveled.  
Bathtubs are thoroughly inspected before being shipped.

Color Code **WH** White

## Acrylic Tub

L 47"  
W 30"  
H 28"

**DISCONTINUED**

Color	Product Number	Price
WH	ATOV7H47-WH	\$2,145
WH	ATOVN47-WH	\$2,145

Schedule B

Order **#DRILL-OF** to have an overflow drilled in an **ATOV7H47** or **ATOVN47** tub.  
With overflow drilled, this tub requires drain part **#5599PD**.  
Tubs that have been drilled with overflow are "special order" and are not returnable.

L 51"  
W 29"  
H 28"

**DISCONTINUED**

Color	Product Number	Price
WH	ATOV7H51-WH	\$2,244
WH	ATOVN51-WH	\$2,244

Schedule B

Order **#DRILL-OF** to have an overflow drilled in an **ATOV7H51** or **ATOVN51** tub.  
With overflow drilled, this tub requires drain part **#5599PD**.  
Tubs that have been drilled with overflow are "special order" and are not returnable.

## Oceana 47" Freestanding Acrylic Tub

- Double-walled acrylic
- No overflow

Gallon capacity: 53 • Shipping weight: 196 lbs.  
Empty weight: 86 lbs. • Filled weight: 529 lbs.

**The following is recommended for ATOV7H47 tubs with deck holes:**

- Faucet: part **#4601, 7529 or 7601**
- Requires flexible supplies
- Leg tub drain: part **#5599LT**

**The following is recommended for ATOVN47 tubs without faucet holes:**

- Faucet: part **#4602, 7393 or 7410**
- Rigid, freestanding supplies: part **#4502**
- Leg tub drain: part **#5599LT**

## Oson 51" Freestanding Acrylic Tub

- Double-walled acrylic
- No overflow

Gallon capacity: 62 • Shipping weight: 200 lbs.  
Empty weight: 92 lbs. • Filled weight: 610 lbs.

**The following is recommended for ATOV7H51 tubs with deck holes:**

- Faucet: part **#4601, 7529 or 7601**
- Requires flexible supplies
- Leg tub drain: part **#5599LT**

**The following is recommended for ATOVN51 tubs without faucet holes:**

- Faucet: part **#4602, 7393 or 7410**
- Rigid, freestanding supplies: part **#4502**
- Leg tub drain: part **#5599LT**

Bathtubs now ship with the feet attached and leveled.  
Bathtubs are thoroughly inspected before being shipped.

Color Code **WH** White

## Acrylic Tubs

AVAILABLE  
NEW IMAGE COMING SOON

L 55"  
W 26 $\frac{3}{4}$ "  
H 23" (from floor to top of tub)

Color	Product Number	Price
WH	ATOVN55-WH	\$2,261

Schedule B

Order **#DRILL-OFF** to have an overflow drilled in an **ATOVN55** tub.  
With overflow drilled, this tub requires drain part **#5599PD**.  
To have your tub insulated for heat retention order **#TUB INSULATION** for \$400.  
Tubs that have been drilled with overflow or insulated are "special order" and are not returnable.

AVAILABLE  
NEW IMAGE COMING SOON

L 55 $\frac{3}{8}$ "  
W 29 $\frac{1}{2}$ "  
H 26 $\frac{1}{8}$ "

Color	Product Number	Price
WH	ATOVN56F-WH	\$2,323

Schedule B

Order **#DRILL-OFF** to have an overflow drilled in an **ATOVN56F** tub.  
With overflow drilled, this tub requires drain part **#5599PD**.  
Tubs that have been drilled with overflow are "special order" and are not returnable.

### Ollie 55" Acrylic Freestanding Tub

- Double-walled acrylic
- No faucet holes
- No overflow

Gallon capacity: 40 • Shipping weight: 288 lbs.  
Empty weight: 88 lbs. • Filled weight: 422lbs.

**The following is recommended for ATOVN55 tubs without faucet holes:**

- Faucet: part **#4602**
- Rigid, freestanding supplies: part **#4502**
- Leg tub drain: part **#5599LT**

### Onyx 56" Freestanding Acrylic Tub

- Double-walled acrylic
- Integral seat
- No overflow

Gallon capacity: 63 • Shipping weight: 425 lbs.  
Empty weight: 200 lbs. • Filled weight: 726 lbs.

**The following is recommended for ATOVN56F tubs without faucet holes:**

- Faucet: part **#4602, 7393 or 7410**
- Rigid, freestanding supplies: part **#4502**
- Leg tub drain: part **#5599LT**

Bathtubs now ship with the feet attached and leveled.  
Bathtubs are thoroughly inspected before being shipped.

Color Code **WH** White

# Soakers

Cast iron tubs, acrylic tubs, resin tubs, copper tubs,  
stainless steel tubs

## Acrylic Tubs

AVAILABLE  
NEW IMAGE COMING SOON

L 55"  
W 27"  
H 23"

Color	Product Number	Price
WH	ATOVN55I-WH	\$2,511

Schedule B

Order **#DRILL-OF** to have an overflow drilled in an **ATOVN55I** tub.

With overflow drilled, this tub requires drain part **#5599PD**.

To have your tub insulated for heat retention order **#TUB INSULATION** for \$400.

Tubs that have been drilled with overflow or insulated are "special order" and are not returnable.

### Ogden 55" Acrylic Freestanding Tub

- Double-walled acrylic
- No faucet holes
- No overflow

Gallon capacity: 44 • Shipping weight: 200 lbs.  
Empty weight: 90 lbs. • Filled weight: 842lbs.

The following is recommended for **ATOVN55I** tubs without faucet holes:

- Faucet: part **#4602**
- Rigid, freestanding supplies: part **#4502**
- Leg tub drain: part **#5599LT**

AVAILABLE  
NEW IMAGE COMING SOON

L 63"  
W 29"  
H 25"

Color	Product Number	Price
WH	ATOVN63I-WH	\$2,603

Schedule B

Order **#DRILL-OF** to have an overflow drilled in an **ATOVN63I** tub.

With overflow drilled, this tub requires drain part **#5599PD**.

To have your tub insulated for heat retention order **#TUB INSULATION** for \$400.

Tubs that have been drilled with overflow or insulated are "special order" and are not returnable.

### Orrick 63" Freestanding Acrylic Tub

- Double-walled acrylic
- No faucet holes
- No overflow

Gallon capacity: 61 • Shipping weight: 214 lbs.  
Empty weight: 104 lbs. • Filled weight: 613 lbs.

The following is recommended for **ATOVN63I** tubs without faucet holes:

- Faucet: part **#4602, 7393 or 7410**
- Rigid, freestanding supplies: part **#4502**
- Leg tub drain: part **#5599LT**

Bathtubs now ship with the feet attached and leveled.  
Bathtubs are thoroughly inspected before being shipped.

Color Code **WH** White

## Acrylic Tubs

AVAILABLE  
NEW IMAGE COMING SOON

L 59"  
W 31½"  
H 23"

Color	Product Number	Price
WH	ATOVN59MF-WH	\$2,628

Schedule B

Order **#DRILL-OFF** to have an overflow drilled in an **ATOVN59MF** tub.  
With overflow drilled, this tub requires drain part **#5599PD**.  
To have your tub insulated for heat retention order **#TUB INSULATION** for \$400.  
Tubs that have been drilled with overflow or insulated are "special order" and are not returnable.

### Opus 59" Acrylic Freestanding Tub

- Double-walled acrylic
- No faucet holes
- No overflow

Gallon capacity: 50 • Shipping weight: 300 lbs.  
Empty weight: 75 lbs. • Filled weight: 493 lbs.

The following is recommended for **ATOVN59MF** tubs with no faucet holes and no overflow:

- Faucet: part **#7901 or 7913**
- Leg tub drain: part **#5599LT**

AVAILABLE  
NEW IMAGE COMING SOON

L 59"  
W 32"  
H 23"

Color	Product Number	Price
WH	ATOVN59L-WH	\$2,336

Schedule B

Order **#DRILL-OFF** to have an overflow drilled in an **ATOVN59L** tub.  
With overflow drilled, this tub requires drain part **#5599PD**.  
Tubs that have been drilled with overflow are "special order" and are not returnable.

### Orlando 59" Acrylic Freestanding Tub

- Double-walled acrylic
- No faucet holes
- No overflow

Gallon capacity: 44 • Shipping weight: 222 lbs.  
Empty weight: 112 lbs. • Filled weight: 480 lbs.

The following is recommended for **ATOVN59L** tubs without faucet holes:

- Faucet: part **#4602**
- Rigid, freestanding supplies: part **#4502**
- Leg tub drain: part **#5599LT**

Bathtubs now ship with the feet attached and leveled.  
Bathtubs are thoroughly inspected before being shipped.

Color Code **WH** White

# Soakers

Cast iron tubs, acrylic tubs, resin tubs, copper tubs,  
stainless steel tubs

## Acrylic Tubs

L 59"  
W 32"  
H 24"

AVAILABLE  
NEW IMAGE COMING SOON

Color	Product Number	Price
WH	ATOVN59E-WH	\$2,385

Schedule B

L 63"  
W 32"  
H 24"

AVAILABLE  
NEW IMAGE COMING SOON

Color	Product Number	Price
WH	ATOVN63E-WH	\$2,542

Schedule B

L 67"  
W 32"  
H 24"

AVAILABLE  
NEW IMAGE COMING SOON

Color	Product Number	Price
WH	ATOVN67E-WH	\$2,650

Schedule B

Order **#DRILL-OFF** to have an overflow drilled in an **ATOVN59E, ATOVN63E or ATOVN67E** tub.

With overflow drilled, this tub requires drain part **#5599PD**.

To have your tub insulated for heat retention order **#TUB INSULATION** for \$400.

Tubs that have been drilled with overflow or insulated are "special order" and are not returnable.

### Oswald 59" Acrylic Freestanding Tub

- Double-walled acrylic
- No faucet holes
- No overflow

Gallon capacity: 56 • Shipping weight: 215 lbs.

Empty weight: 105 lbs. • Filled weight: 573 lbs.

### Pascal 63" Acrylic Freestanding Tub

- Double-walled acrylic
- No faucet holes
- No overflow

Gallon capacity: 61 • Shipping weight: 218 lbs.

Empty weight: 108 lbs. • Filled weight: 617 lbs.

### Patrick 67" Acrylic Freestanding Tub

- Double-walled acrylic
- No faucet holes
- No overflow

Gallon capacity: 71 • Shipping weight: 232 lbs.

Empty weight: 122 lbs. • Filled weight: 715 lbs.

**The following is recommended for ATOVN59E, ATOVN63E and ATOVN67E tubs without faucet holes:**

- Faucet: part **#4602, 4604, 7082 or 7088**
- Rigid, freestanding supplies: part **#4502**
- Freestanding filler: part **#7932, 7940 or 7942**  
(Do not need bath supplies)
- Leg tub drain: part **#5599LT**

Bathtubs now ship with the feet attached and leveled.

Bathtubs are thoroughly inspected before being shipped.

Color Code **WH** White

## Acrylic Tubs



L 59"  
W 35"  
H 22½"

AVAILABLE  
NEW IMAGE COMING SOON

Color	Product Number	Price
WH	ATOVN59K-WH	\$2,576

Schedule B

Order **#DRILL-OF** to have an overflow drilled in an **ATOVN59K** tub.  
With overflow drilled, this tub requires drain part **#5599PD**.  
To have your tub insulated for heat retention order **#TUB INSULATION** for \$400.  
Tubs that have been drilled with overflow or insulated are "special order" and are not returnable.

### Paige 59" Acrylic Freestanding Tub

- Double-walled acrylic
- No faucet holes
- No overflow
- Built in adjusters

Gallon capacity: 54 • Shipping weight: 200 lbs.  
Empty weight: 90 lbs. • Filled weight: 540 lbs.

The following is recommended for ATOVN59K tubs without faucet holes:

- Faucet: part **#4602, 4604, 7082 or 7088**
- Rigid, freestanding supplies: part **#4502**
- Freestanding filler: part **#7932, 7940 or 7942**  
(Do not need bath supplies)
- Leg tub drain: part **#5599LT**

### Pelham 65" Acrylic Freestanding Tub

- Double-walled acrylic
- No faucet holes
- No overflow

Gallon capacity: 55 • Shipping weight: 230 lbs.  
Empty weight: 120 lbs. • Filled weight: 579 lbs.

The following is recommended for ATOVN65L tubs without faucet holes:

- Faucet: part **#4602, 4604, 7082 or 7088**
- Rigid, freestanding supplies: part **#4502**
- Freestanding filler: part **#7932, 7940 or 7942**  
(Do not need bath supplies)2
- Leg tub drain: part **#5599LT**

Bathtubs now ship with the feet attached and leveled.  
Bathtubs are thoroughly inspected before being shipped.

L 65"  
W 32"  
H 24"

AVAILABLE  
NEW IMAGE COMING SOON

Color	Product Number	Price
WH	ATOVN65L-WH	\$2,495

Schedule B

Order **#DRILL-OF** to have an overflow drilled in an **ATOVN65L** tub.  
With overflow drilled, this tub requires drain part **#5599PD**.  
Tubs that have been drilled with overflow are "special order" and are not returnable.

Color Code **WH** White

## Acrylic Tubs

L 63"  
W 29½"  
H 23½"

**DISCONTINUED**  
**Try our Pascal**  
**on Page 136**

### Palermo 63" Acrylic Freestanding Tub

- Double-walled acrylic
- No faucet holes
- No overflow

Gallon capacity: 50 • Shipping weight: 425 lbs.  
Empty weight: 200 lbs. • Filled weight: 618 lbs.

**The following is recommended for ATOVN63F  
tubs with no faucet holes and no overflow:**

- Faucet: part **#7901 or 7913**
- Leg tub drain: part **#5599LT**

Color	Product Number	Price
WH	ATOVN63F-WH	\$3,339

Schedule B

Order **#DRILL-OF** to have an overflow drilled in an **ATOVN63F** tub.  
With overflow drilled, this tub requires drain part **#5599PD**.  
Tubs that have been drilled with overflow are "special order" and are not returnable.

Bathtubs now ship with the feet attached and leveled.  
Bathtubs are thoroughly inspected before being shipped.

Color Code **WH** White



## Acrylic Tub

L 63"  
W 28¼"  
H 20"

**DISCONTINUED**

**Try our Pascal  
on Page 136**

### Patrice 63" Acrylic Freestanding Tub

- Double-walled acrylic
- No faucet holes
- Contemporary design
- No overflow

Gallon capacity: 51 • Shipping weight: 210 lbs.  
Empty weight: 100 lbs. • Filled weight: 526 lbs.

Color	Product Number	Price
WH	ATSOVN63F-WH	\$3,634

Schedule B

Order **#DRILL-OF** to have an overflow drilled in an **ATSOVN63F** tub.  
With overflow drilled, this tub requires drain part **#5599PD**.  
To have your tub insulated for heat retention order **#TUB INSULATION** for \$400.  
Tubs that have been drilled with overflow or insulated are "special order" and are not returnable.

**The following is recommended for ATSOVN63F  
tubs with no faucet holes and no overflow:**

- Faucet: part **#7901 or 7913**
- Leg tub drain: part **#5599LT**

L 69"  
W 35"  
H 23"

**DISCONTINUED**

**Try our Patrick  
on Page 136**

### Phoebe 69" Acrylic Freestanding Tub

- Double-walled acrylic
- No faucet holes
- Contemporary design
- No overflow

Gallon capacity: 74 • Shipping weight: 221 lbs.  
Empty weight: 111 lbs. • Filled weight: 729 lbs.

Color	Product Number	Price
WH	ATSOVN69F-WH	\$3,721

Schedule B

Order **#DRILL-OF** to have an overflow drilled in an **ATSOVN69F** tub.  
With overflow drilled, this tub requires drain part **#5599PD**.  
To have your tub insulated for heat retention order **#TUB INSULATION** for \$400.  
Tubs that have been drilled with overflow or insulated are "special order" and are not returnable.

**The following is recommended for ATSOVN69F  
tubs with no faucet holes and no overflow:**

- Faucet: part **#7901 or 7913**
- Leg tub drain: part **#5599LT**

Bathtubs now ship with the feet attached and leveled.  
Bathtubs are thoroughly inspected before being shipped.

Color Code **WH** White

# Soakers

Cast iron tubs, acrylic tubs, resin tubs, copper tubs,  
stainless steel tubs

## Acrylic Tubs



L 56"  
W 29"  
H 23

AVAILABLE  
NEW IMAGE COMING SOON

Color	Product Number	Drain Finish	Price
WH	ATOV7H56B-WH	N/A	\$2,016
WH	ATOVN56B-WH	N/A	\$2,016

Schedule B

Order **#DRILL-OFF** to have an overflow drilled in an **ATOVN56B** or **ATOV7H56B** tub.  
With overflow drilled, this tub requires drain part **#5599PD**.  
To have your tub insulated for heat retention order **#TUB INSULATION** for \$400.  
Tubs that have been drilled with overflow or insulated are "special order" and are not returnable.

## Pan 56" Acrylic Freestanding Tub

- Double-walled acrylic
- Tap deck
- No Overflow

Gallon capacity: 39 • Shipping weight: 170 lbs.  
Empty weight: 70 lbs • Filled weight: 396 lbs.

All ATOV7H56B tubs have 7" centers in tub deck.  
All ATOVN56B tubs have no faucet holes .

**The following is recommended for ATOV7H56B tubs with deck holes:**

- Faucet: part **#4601, 4603, 4062 or 4064**
- Requires flexible supplies
- Leg tub drain: part **#5599LT**

**The following is recommended for ATOVN61F tubs without faucet holes:**

- Faucets: Part **#4602, 4022, and 4025**
- Rigid, free standing supplies: part **#4502**
- Leg tub drain: Part **#5599LT**

## Penney 61" Acrylic Freestanding Tub

- Double-walled acrylic
- Tap deck
- No Overflow

Gallon capacity: 45 • Shipping weight: 285 lbs.  
Empty weight: 85 lbs. • Filled weight: 461 lbs.

All ATOV7H615F tubs have 7" centers in tub deck.  
All ATOVN61F tubs have no faucet holes .

**The following is recommended for ATOV7H61F tubs with deck holes:**

- Faucet: part **#4601, 4603, 4062 or 4064**
- Requires flexible supplies
- Leg tub drain: part **#5599LT**

**The following is recommended for ATOVN61F tubs without faucet holes:**

- Faucets: Part **#4602, 4022, and 4025**
- Rigid, free standing supplies: part **#4502**
- Leg tub drain: Part **#5599LT**

Color Code **WH** White

L 60¾"  
W 29¾"  
H 22½

AVAILABLE  
NEW IMAGE COMING SOON

Color	Product Number	Drain Finish	Price
WH	ATOV7H61F-WH	N/A	\$2,221
WH	ATOVN61F-WH	N/A	\$2,221

Schedule B

Order **#DRILL-OFF** to have an overflow drilled in an ~~ATOVN61F or ATOV7H61F tub.~~  
~~With overflow drilled, this tub requires drain part #5599PD.~~  
To have your tub insulated for heat retention order **#TUB INSULATION** for \$400.  
Tubs that have been drilled with overflow or insulated are "special order" and are not returnable.

## Acrylic Tubs

L 65"  
W 29½"  
H 22¼"

AVAILABLE  
NEW IMAGE COMING SOON

Color	Product Number	Drain Finish	Price
WH	ATO7H65F-WH	N/A	\$2,352
WH	ATOVN65F-WH	N/A	\$2,352

Schedule B

Order **#DRILL-OFF** to have an overflow drilled in an **ATOVN65F** or **ATO7H65F** tub.  
With overflow drilled, this tub requires drain part **#5599PD**.  
To have your tub insulated for heat retention order **#TUB INSULATION** for \$400.  
Tubs that have been drilled with overflow or insulated are "special order" and are not returnable.



L 70"  
W 29"  
H 23"

DISCONTINUED

Color	Product Number	Drain Finish	Price
WH	ATO7H70B-WH	N/A	\$3,136
WH	ATOVN70B-WH	N/A	\$3,136

Schedule B

Order **#DRILL-OFF** to have an overflow drilled in an **ATOVN70B** or **ATO7H70B** tub.  
With overflow drilled, this tub requires drain part **#5599PD**.  
To have your tub insulated for heat retention order **#TUB INSULATION** for \$400.  
Tubs that have been drilled with overflow or insulated are "special order" and are not returnable.

Color Code **WH** White

### Pilar 65" Acrylic Freestanding Tub

- Double-walled acrylic
- Tap deck
- No Overflow

Gallon capacity: 50 • Shipping weight: 285 lbs.  
Empty weight: 85 lbs. • Filled weight: 503 lbs.

All ATO7H65F tubs have 7" centers in tub deck.  
All ATOVN65F tubs have no faucet holes.

**The following is recommended for ATO7H65F tubs with deck holes:**

- Faucet: part **#4601, 4603, 4062 or 4064**
- Requires flexible supplies
- Leg tub drain: part **#5599LT**

**The following is recommended for ATOVN65F tubs without faucet holes:**

- Faucets: Part **#4602, 4022, and 4025**
- Rigid, free standing supplies: part **#4502**
- Leg tub drain: Part **#5599LT**

### Piper 70" Acrylic Freestanding Tub

- Double-walled acrylic
- Tap deck
- No Overflow

Gallon capacity: 59 • Shipping weight: 208 lbs.  
Empty weight: 98 lbs. • Filled weight: 591 lbs.

All ATO7H70B tubs have 7" centers in tub deck.  
All ATOVN70B tubs have no faucet holes.

**The following is recommended for ATO7H70B tubs with deck holes:**

- Faucet: part **#4601, 4603, 4062 or 4064**
- Requires flexible supplies
- Leg tub drain: part **#5599LT**

**The following is recommended for ATOVN70B tubs without faucet holes:**

- Faucets: Part **#4602, 4022, and 4025**
- Rigid, free standing supplies: part **#4502**
- Leg tub drain: Part **#5599LT**

## Acrylic Tub



L 65"  
W 28½"  
H 29¼" (from floor to top of tub)

Color	Product Number	Price
WH	ATFSN65-WH	\$2,693

Schedule B

Order **#DRILL-OFF** to have an overflow drilled in an **ATFSN65** tub.  
With overflow drilled, this tub requires drain part **#5599PD**.  
To have your tub insulated for heat retention order **#TUB INSULATION** for \$400.  
Tubs that have been drilled with overflow or insulated are "special order" and are not returnable.

### Raelene 65" Acrylic Freestanding Tub

- Double-walled acrylic
- No faucet holes
- No overflow

Gallon capacity: 47 • Shipping weight: 175 lbs.  
Empty weight: 90 lbs. • Filled weight: 483 lbs.

The following is recommended for **ATFSN65** tubs without faucet holes:

- Faucet: part **#4602**
- Rigid, freestanding supplies: part **#4502**
- Leg tub drain: part **#5599LT**



L 65"  
W 43¼"  
H 27¾"

Color	Product Number	Price
WH	ATFSN65E-WH	\$4,392

Schedule B

To have your tub insulated for heat retention order **#TUB INSULATION** for \$400.  
Tubs that have been insulated are "special order" and are not returnable.

### Rachelle 65" Acrylic Freestanding Tub

- Double-walled acrylic
- No faucet holes
- No overflow
- Rim is 1" wide

Gallon capacity: 70 • Shipping weight: 300 lbs.  
Empty weight: 104 lbs. • Filled weight: 689 lbs.

The following is recommended for **ATFSN65E** tubs without faucet holes:

- Faucet: part **#4602**
- Rigid, freestanding supplies: part **#4502**
- Leg tub drain: part **#5599LT**

Bathtubs now ship with the feet attached and leveled.  
Bathtubs are thoroughly inspected before being shipped.

Color Code **WH** White

## Acrylic Tubs

L 66 $\frac{5}{8}$ "  
W 29 $\frac{1}{4}$ "  
H 23 $\frac{1}{2}$ "

AVAILABLE  
NEW IMAGE COMING SOON

Color	Product Number	Price
WH	ATSOVN67F-WH	\$2,443

Schedule B

Order **#DRILL-OFF** to have an overflow drilled in an **ATSOVN67F** tub.  
With overflow drilled, this tub requires drain part **#5599PD**.  
To have your tub insulated for heat retention order **#TUB INSULATION** for \$400.  
Tubs that have been drilled with overflow or insulated are "special order" and are not returnable.

### Radcliff 67" Acrylic Freestanding Tub

- Double-walled acrylic
- No faucet holes
- No overflow

Gallon capacity: 55 • Shipping weight: 288 lbs.  
Empty weight: 88 lbs. • Filled weight: 548 lbs.

The following is recommended for **ATSOVN67F** tubs with no faucet holes and no overflow:

- Faucet: part **#7901** or **7913**
- Leg tub drain: part **#5599LT**

L 67"  
W 32 $\frac{1}{2}$ "  
H 24 $\frac{1}{2}$ "

DISCONTINUED

Color	Product Number	Price
WH	ATOVN67H-WH	\$2,631

Schedule B

To have your tub insulated for heat retention order **#TUB INSULATION** for \$400.  
Tubs that have been drilled with overflow or insulated are "special order" and are not returnable.

### Raine 67" Acrylic Freestanding Tub

- Double-walled acrylic
- No faucet holes
- No overflow

Gallon capacity: 53 • Shipping weight: 145 lbs.  
Empty weight: 105 lbs. • Filled weight: 557 lbs.

The following is recommended for **ATOVN67H** tubs without faucet holes:

- Faucet: part **#4602**
- Rigid, freestanding supplies: part **#4502**
- Leg tub drain: part **#5599LT**

Bathtubs now ship with the feet attached and leveled.  
Bathtubs are thoroughly inspected before being shipped.

Color Code **WH** White

## Acrylic Tubs

L 67½"  
W 31"  
H 21½"

**DISCONTINUED**

Color	Product Number	Price
WH	ATO7H68F-WH	\$3,087
WH	ATO68F-WH	\$3,087

Schedule B

Order **#DRILL-OF** to have an overflow drilled in an **ATO68F** tub.  
With overflow drilled, this tub requires drain part **#5599PD**.  
Tubs that have been drilled with overflow are "special order" and are not returnable.

### Raquel 68" Acrylic Freestanding Tub

- Double-walled acrylic
- No overflow

Gallon capacity: 66 • Shipping weight: 310 lbs.  
Empty weight: 200 lbs. • Filled weight: 751 lbs.

All ATO7H68F tubs have 7" centers in tub deck.  
All ATO68F tubs have no faucet holes.

**The following is recommended for ATO7H68F tubs with deck holes and no overflow:**

- Faucet: part **#4601, 7601 or 7610**
- Requires flexible supplies
- Leg tub drain: part **#5599LT**

**The following is recommended for ATO68F tubs with no faucet holes and no overflow:**

- Faucet: part **#4602, 7393 or 7410**
- Rigid, freestanding supplies: part **#4502**
- Leg tub drain: part **#5599LT**

L 66½"  
W 27⅛"  
H 24⅛"

**DISCONTINUED**

**Try our Pilar  
on Page 141**

Color	Product Number	Price
WH	ATSOVN67MF-WH	\$4,311

Schedule B

Order **#DRILL-OF** to have an overflow drilled in an **ATSOVN67MF** tub.  
With overflow drilled, this tub requires drain part **#5599PD**.  
Tubs that have been drilled with overflow are "special order" and are not returnable.

### Raven 67" Acrylic Oval Freestanding Tub

- Double-walled acrylic
- No faucet holes
- No overflow

Gallon capacity: 65 • Shipping weight: 425 lbs.  
Empty weight: 200 lbs. • Filled weight: 743 lbs.

**The following is recommended for ATSOVN67MF tubs with no faucet holes and no overflow:**

- Faucet: part **#7901 or 7913**
- Leg tub drain: part **#5599LT**

Bathtubs now ship with the feet attached and leveled.  
Bathtubs are thoroughly inspected before being shipped.

Color Code **WH** White

## Acrylic Tubs

L 67"  
W 31"  
H 23"

**DISCONTINUED**

Color	Product Number	Price
WH	ATOVN67B-WH	\$2,574

Schedule B

Order **#DRILL-OFF** to have an overflow drilled in an **ATOVN67B** tub.  
With overflow drilled, this tub requires drain part **#5599PD**.  
Tubs that have been drilled with overflow are "special order" and are not returnable.

### Regan 67" Acrylic Freestanding Tub on Base

- Double-walled acrylic
- No faucet holes
- Continuous rolled rim
- Decorative base
- No overflow

Gallon capacity: 63 • Shipping weight: 300 lbs.  
Empty weight: 150 lbs. • Filled weight: 676 lbs.

**The following is recommended for ATOVN67B tubs with no faucet holes and no overflow:**

- Faucet: part **#7901 or 7913**
- Leg tub drain: part **#5599LT**

L 70"  
W 32"  
H 23"

**AVAILABLE**  
**NEW IMAGE COMING SOON**

Color	Product Number	Price
WH	ATOVN70L-WH	\$2,641

Schedule B

Order **#DRILL-OFF** to have an overflow drilled in an **ATOVN70L** tub.  
With overflow drilled, this tub requires drain part **#5599PD**.  
Tubs that have been drilled with overflow are "special order" and are not returnable.

### Rosario 70" Acrylic Freestanding Tub

- Double-walled acrylic
- No faucet holes
- No overflow

Gallon capacity: 61 • Shipping weight: 238 lbs.  
Empty weight: 128 lbs. • Filled weight: 637 lbs.

**The following is recommended for ATOVN70L tubs without faucet holes:**

- Faucet: part **#4602**
- Rigid, freestanding supplies: part **#4502**
- Leg tub drain: part **#5599LT**

Bathtubs now ship with the feet attached and leveled.  
Bathtubs are thoroughly inspected before being shipped.

Color Code **WH** White

## Acrylic Tub

L 70 $\frac{5}{8}$ "  
W 32"  
H 24 $\frac{1}{2}$ "

AVAILABLE  
NEW IMAGE COMING SOON

### Roosevelt 71" Acrylic Freestanding Tub

- Double-walled acrylic
- No faucet holes
- No overflow

Gallon capacity: 63 • Shipping weight: 425 lbs.  
Empty weight: 200 lbs. • Filled weight: 726 lbs.

The following is recommended for ATOVN71F  
tubs with no faucet holes and no overflow:

- Faucet: part #7901 or 7913
- Leg tub drain: part #5599LT

Color	Product Number	Price
WH	ATOVN71F-WH	\$3,492

Schedule B

Order #DRILL-OF to have an overflow drilled in an ATOVN71F tub.  
With overflow drilled, this tub requires drain part #5599PD.  
Tubs that have been drilled with overflow are "special order" and are not returnable.

L 70 $\frac{1}{2}$ "  
W 36"  
H 26"

DISCONTINUED

### Salerno 72" Acrylic Freestanding Tub

- Double-walled acrylic
- No faucet holes
- No overflow
- Back is flat

Gallon capacity: 85 • Shipping weight: 425 lbs.  
Empty weight: 200 lbs. • Filled weight: 910 lbs.

The following is recommended for ATFSN72  
tubs with no faucet holes and no overflow:

- Faucet: part #7901 or 7913
- Leg tub drain: part #5599LT

Color	Product Number	Price
WH	ATFSN72-WH	\$3,427

Schedule B

Order #DRILL-OF to have an overflow drilled in an ATFSN72 tub.  
With overflow drilled, this tub requires drain part #5599PD.  
Tubs that have been drilled with overflow or insulated are "special order" and are not returnable.

Bathtubs now ship with the feet attached and leveled.  
Bathtubs are thoroughly inspected before being shipped.

Color Code WH White



## Acrylic Tubs

L 66"  
W 30½"  
H 21½"

AVAILABLE  
NEW IMAGE COMING SOON

Color	Product Number	Price
WH	ATOVN66MF-WH	\$2,848

Schedule B

Order **#DRILL-OFF** to have an overflow drilled in an **ATOVN66MF** tub.  
With overflow drilled, this tub requires drain part **#5599PD**.  
To have your tub insulated for heat retention order **#TUB INSULATION** for \$400.  
Tubs that have been drilled with overflow or insulated are "special order" and are not returnable.

### Saville 66" Acrylic Freestanding Tub

- Double-walled acrylic
- No faucet holes
- No overflow

Gallon capacity: 55 • Shipping weight: 300 lbs.  
Empty weight: 75 lbs. • Filled weight: 535 lbs.

The following is recommended for **ATOVN66MF** tubs with no faucet holes and no overflow:

- Faucet: part **#7901 or 7913**
- Leg tub drain: part **#5599LT**

L 70"  
W 32"  
H 21¾"

AVAILABLE  
NEW IMAGE COMING SOON

Color	Product Number	Price
WH	ATOVN70MF-WH	\$2,726

Schedule B

Order **#DRILL-OFF** to have an overflow drilled in an **ATOVN70MF** tub.  
With overflow drilled, this tub requires drain part **#5599PD**.  
To have your tub insulated for heat retention order **#TUB INSULATION** for \$400.  
Tubs that have been drilled with overflow or insulated are "special order" and are not returnable.

### Saxton 70" Acrylic Freestanding Tub

- Double-walled acrylic
- No faucet holes
- No overflow

Gallon capacity: 60 • Shipping weight: 300 lbs.  
Empty weight: 75 lbs. • Filled weight: 576 lbs.

The following is recommended for **ATOVN70MF** tubs with no faucet holes and no overflow:

- Faucet: part **#7901 or 7913**
- Leg tub drain: part **#5599LT**

Bathtubs now ship with the feet attached and leveled.  
Bathtubs are thoroughly inspected before being shipped.

Color Code **WH** White

## Acrylic Tubs

L 59"  
W 31"  
H 26"

**DISCONTINUED**

### Sadie 59" Acrylic Freestanding Tub

- Double-walled acrylic
- No faucet holes
- No overflow

Gallon capacity: 51 • Shipping weight: 243 lbs.  
Empty weight: 133 lbs. • Filled weight: 559 lbs.

Color	Product Number	Price
WH	ATFSN59D-WH	\$2,700

Schedule B

The following is recommended for ATFSN59D tubs with no faucet holes and no overflow:

- Faucet: part #7901 or 7913
- Leg tub drain: part #5599LT

Order **#DRILL-OFF** to have an overflow drilled in an **ATFSN59D** tub.  
With overflow drilled, this tub requires drain part **#5599PD**.  
To have your tub insulated for heat retention order **#TUB INSULATION** for \$400.  
Tubs that have been drilled with overflow or insulated are "special order" and are not returnable.

### Saige 67" Acrylic Freestanding Tub

- Double-walled acrylic
- No faucet holes
- No overflow

Gallon capacity: 59 • Shipping weight: 249 lbs.  
Empty weight: 139 lbs. • Filled weight: 632 lbs.

Color	Product Number	Price
WH	ATFSN67D-WH	\$2,917

Schedule B

The following is recommended for ATFSN67D tubs with no faucet holes and no overflow:

- Faucet: part #7901 or 7913
- Leg tub drain: part #5599LT

Order **#DRILL-OFF** to have an overflow drilled in an **ATFSN67D** tub.  
With overflow drilled, this tub requires drain part **#5599PD**.  
To have your tub insulated for heat retention order **#TUB INSULATION** for \$400.  
Tubs that have been drilled with overflow or insulated are "special order" and are not returnable.

Bathtubs now ship with the feet attached and leveled.  
Bathtubs are thoroughly inspected before being shipped.

Color Code **WH** White

## Acrylic Tubs

L 59"  
W 27½"  
H 23½" (from floor to top of rim)

**DISCONTINUED**

Color	Product Number	Feet Finish	Price
WH	ATREC59-WH-CP	Polished chrome	\$1,864
WH	ATREC59-WH-BN	Brushed nickel	\$2,159

Schedule B

Order **#DRILL-OF** to have an overflow drilled in an **ATREC59** tub.  
With overflow drilled, this tub requires drain part **#5599PD**.  
Tubs that have been drilled with overflow are "special order" and are not returnable.

### Schubert 59" Acrylic Freestanding Rectangular Tub

- Double-walled acrylic
- No faucet holes
- Modern aluminum feet
- No overflow

Gallon capacity: 41 • Shipping weight: 425 lbs.  
Empty weight: 200 lbs. • Filled weight: 542 lbs.

**The following is recommended for ATREC59 tubs with no faucet holes and no overflow:**

- Faucet: part **#7901** or **7913**
- Leg tub drain: part **#5599LT**

L 66⅝"  
W 29½"  
H 22⅝" (from floor to top of rim)

**DISCONTINUED**

Color	Product Number	Feet Finish	Price
WH	ATREC66-WH-CP	Polished chrome	\$1,864
WH	ATREC66-WH-BN	Brushed nickel	\$2,159

Schedule B

Order **#DRILL-OF** to have an overflow drilled in an **ATREC66** tub.  
With overflow drilled, this tub requires drain part **#5599PD**.  
Tubs that have been drilled with overflow are "special order" and are not returnable.

### Sebastian 66" Acrylic Freestanding Rectangular Tub

- Double-walled acrylic
- No faucet holes
- Modern aluminum feet
- No overflow

Gallon capacity: 50 • Shipping weight: 425 lbs.  
Empty weight: 200 lbs. • Filled weight: 618 lbs.

**The following is recommended for ATREC66 tubs with no faucet holes and no overflow:**

- Faucet: part **#7901** or **7913**
- Leg tub drain: part **#5599LT**

Bathtubs now ship with the feet attached and leveled.  
Bathtubs are thoroughly inspected before being shipped.

Color Code **WH** White

## Acrylic Tubs

L 59"  
W 31"  
H 24"

**DISCONTINUED**

### Serena 59" Acrylic Freestanding Rectangular Tub

- Double-walled acrylic
- No faucet holes
- No overflow

Gallon capacity: 45 • Shipping weight: 222 lbs.  
Empty weight: 112 lbs. • Filled weight: 488 lbs.

Color	Product Number	Price
WH	ATFRECN59-WH	\$2,421

Schedule B

Order **#DRILL-OF** to have an overflow drilled in an **ATFRECN59** tub.  
With overflow drilled, this tub requires drain part **#5599PD**.  
Tubs that have been drilled with overflow are "special order" and are not returnable.

The following is recommended for **ATFRECN59** tubs with no faucet holes and no overflow:

- Faucet: part **#7901 or 7913**
- Leg tub drain: part **#5599LT**

L 67"  
W 32"  
H 24"

**AVAILABLE**  
**NEW IMAGE COMING SOON**

### Simone 67" Acrylic Freestanding Rectangular Tub

- Double-walled acrylic
- No faucet holes
- No overflow

Gallon capacity: 52 • Shipping weight: 222 lbs.  
Empty weight: 112 lbs. • Filled weight: 488 lbs.

Color	Product Number	Price
WH	ATFRECN67-WH	\$2,655

Schedule B

Order **#DRILL-OF** to have an overflow drilled in an **ATFRECN67** tub.  
With overflow drilled, this tub requires drain part **#5599PD**.  
Tubs that have been drilled with overflow are "special order" and are not returnable.

The following is recommended for **ATFRECN67** tubs with no faucet holes and no overflow:

- Faucet: part **#7901 or 7913**
- Leg tub drain: part **#5599LT**

Bathtubs now ship with the feet attached and leveled.  
Bathtubs are thoroughly inspected before being shipped.

Color Code **WH** White

## Acrylic Tubs

L 59"  
W 29"  
H 24"

**DISCONTINUED**

### Sharee 59" Acrylic Freestanding Rectangular Tub

- Double-walled acrylic
- No faucet holes
- No overflow

Gallon capacity: 48 • Shipping weight: 329 lbs.  
Empty weight: 129 lbs. • Filled weight: 530 lbs.

Color	Product Number	Price
WH	ATFRECN59M-WH	\$2,373

Schedule B

Order **#DRILL-OFF** to have an overflow drilled in an **ATFRECN59M** tub.  
With overflow drilled, this tub requires drain part **#5599PD**.  
To have your tub insulated for heat retention order **#TUB INSULATION** for \$400.  
Tubs that have been drilled with overflow or insulated are "special order" and are not returnable.

The following is recommended for **ATFRECN59M** tubs with no faucet holes and no overflow:

- Faucet: part **#7901 or 7913**
- Leg tub drain: part **#5599LT**

L 67"  
W 29"  
H 24"

**DISCONTINUED**

### Sidonia 67" Acrylic Freestanding Rectangular Tub

- Double-walled acrylic
- No faucet holes
- No overflow

Gallon capacity: 54 • Shipping weight: 350 lbs.  
Empty weight: 150 lbs. • Filled weight: 601 lbs.

Color	Product Number	Price
WH	ATFRECN67M-WH	\$2,707

Schedule B

Order **#DRILL-OFF** to have an overflow drilled in an **ATFRECN67M** tub.  
With overflow drilled, this tub requires drain part **#5599PD**.  
To have your tub insulated for heat retention order **#TUB INSULATION** for \$400.  
Tubs that have been drilled with overflow or insulated are "special order" and are not returnable.

The following is recommended for **ATFRECN67M** tubs with no faucet holes and no overflow:

- Faucet: part **#7901 or 7913**
- Leg tub drain: part **#5599LT**

Bathtubs now ship with the feet attached and leveled.  
Bathtubs are thoroughly inspected before being shipped.

Color Code **WH** White

## Acrylic Tubs

L 62½"  
W 30½"  
H 22½"

**DISCONTINUED**

**Try our Siren  
on Page 156**

### Shaw 62" Acrylic Freestanding Rectangular Tub

- Double-walled acrylic
- No faucet holes
- No overflow

Gallon capacity: 59 • Shipping weight: 336 lbs.  
Empty weight: 111 lbs. • Filled weight: 604 lbs.

Color	Product Number	Price
WH	ATREC62F-WH	\$4,192

Schedule B

Order **#DRILL-OFF** to have an overflow drilled in an **ATREC62F** tub.  
With overflow drilled, this tub requires drain part **#5599PD**.  
Tubs that have been drilled with overflow are "special order" and are not returnable.

**The following is recommended for ATREC62F tubs with no faucet holes and no overflow:**

- Faucet: part **#7901 or 7913**
- Leg tub drain: part **#5599LT**

L 69"  
W 30½"  
H 24¾"

**DISCONTINUED**

### Sheffield 69" Acrylic Freestanding Rectangular Tub

- Double-walled acrylic
- No faucet holes
- No overflow

Gallon capacity: 65 • Shipping weight: 336 lbs.  
Empty weight: 111 lbs. • Filled weight: 654 lbs.

Color	Product Number	Price
WH	ATREC69F-WH	\$4,268

Schedule B

Order **#DRILL-OFF** to have an overflow drilled in an **ATREC69F** tub.  
With overflow drilled, this tub requires drain part **#5599PD**.  
Tubs that have been drilled with overflow are "special order" and are not returnable.

**The following is recommended for ATREC69F tubs with no faucet holes and no overflow:**

- Faucet: part **#7901 or 7913**
- Leg tub drain: part **#5599LT**

Bathtubs now ship with the feet attached and leveled.  
Bathtubs are thoroughly inspected before being shipped.

Color Code **WH** White

## Acrylic Tubs

L 59"  
W 32"  
H 24"

AVAILABLE  
NEW IMAGE COMING SOON

Color	Product Number	Price
WH	ATFRECN59E-WH	\$2,497

Schedule B

Order **#DRILL-OF** to have an overflow drilled in an **ATFRECN59E** tub.  
With overflow drilled, this tub requires drain part **#5599PD**.  
Tubs that have been drilled with overflow are "special order" and are not returnable.

### Sheldon 59" Acrylic Freestanding Rectangular Tub

- Double-walled acrylic
- No faucet holes
- No overflow

Gallon capacity: 55 • Shipping weight: 251 lbs.  
Empty weight: 151 lbs. • Filled weight: 610 lbs.

The following is recommended for **ATFRECN59E** tubs with no faucet holes and no overflow:

- Faucet: part **#7901** or **7913**
- Leg tub drain: part **#5599LT**

L 67"  
W 32"  
H 23"

AVAILABLE  
NEW IMAGE COMING SOON

Color	Product Number	Price
WH	ATFRECN67E-WH	\$2,726

Schedule B

Order **#DRILL-OF** to have an overflow drilled in an **ATFRECN67E** tub.  
With overflow drilled, this tub requires drain part **#5599PD**.  
Tubs that have been drilled with overflow are "special order" and are not returnable.

### Stannard 67" Acrylic Freestanding Rectangular Tub

- Double-walled acrylic
- No faucet holes
- No overflow

Gallon capacity: 70 • Shipping weight: 221 lbs.  
Empty weight: 121 lbs. • Filled weight: 706 lbs.

The following is recommended for **ATFRECN67E** tubs with no faucet holes and no overflow:

- Faucet: part **#7901** or **7913**
- Leg tub drain: part **#5599LT**

Bathtubs now ship with the feet attached and leveled.  
Bathtubs are thoroughly inspected before being shipped.

Color Code **WH** White

## Acrylic Tubs

L 59"  
W 30"  
H 24"

AVAILABLE  
NEW IMAGE COMING SOON

Color	Product Number	Price
WH	ATFRECN59A-WH	\$2,301

Schedule B

Order **#DRILL-OF** to have an overflow drilled in an **ATFRECN59A** tub.  
With overflow drilled, this tub requires drain part **#5599PD**.  
To have your tub insulated for heat retention order **#TUB INSULATION** for \$400.  
Tubs that have been drilled with overflow or insulated are "special order" and are not returnable.

### Sloane 59" Acrylic Freestanding Rectangular Tub

- Double-walled acrylic
- No faucet holes
- No overflow

Gallon capacity: 46 • Shipping weight: 215 lbs.  
Empty weight: 105 lbs. • Filled weight: 489 lbs.

The following is recommended for **ATFRECN59A** tubs with no faucet holes and no overflow:

- Faucet: part **#7901 or 7913**
- Leg tub drain: part **#5599LT**

L 67"  
W 32"  
H 24"

AVAILABLE  
NEW IMAGE COMING SOON

Color	Product Number	Price
WH	ATFRECN67A-WH	\$2,716

Schedule B

Order **#DRILL-OF** to have an overflow drilled in an **ATFRECN67A** tub.  
With overflow drilled, this tub requires drain part **#5599PD**.  
To have your tub insulated for heat retention order **#TUB INSULATION** for \$400.  
Tubs that have been drilled with overflow or insulated are "special order" and are not returnable.

### Sorley 67" Acrylic Freestanding Rectangular Tub

- Double-walled acrylic
- No faucet holes
- No overflow

Gallon capacity: 59 • Shipping weight: 234 lbs.  
Empty weight: 124 lbs. • Filled weight: 617 lbs.

The following is recommended for **ATFRECN67A** tubs with no faucet holes and no overflow:

- Faucet: part **#7901 or 7913**
- Leg tub drain: part **#5599LT**

Bathtubs now ship with the feet attached and leveled.  
Bathtubs are thoroughly inspected before being shipped.

Color Code **WH** White



## Acrylic Tubs

L 64"  
W 30 $\frac{7}{8}$ "  
H 22"

**DISCONTINUED**

### Silvius 64" Acrylic Freestanding Rectangular Tub

- Double-walled acrylic
- No faucet holes
- No overflow

Gallon capacity: 57 • Shipping weight: 336 lbs.  
Empty weight: 111 lbs. • Filled weight: 587 lbs.

Color	Product Number	Price
WH	ATRECN63F-WH	\$5,163

Schedule B

Order **#DRILL-OFF** to have an overflow drilled in an **ATRECN63F** tub.  
With overflow drilled, this tub requires drain part **#5599PD**.  
Tubs that have been drilled with overflow are "special order" and are not returnable.

The following is recommended for **ATRECN63F** tubs with no faucet holes and no overflow:

- Faucet: part **#7901 or 7913**
- Leg tub drain: part **#5599LT**

L 72 $\frac{1}{2}$ "  
W 33 $\frac{3}{8}$ "  
H 21"

**DISCONTINUED**

### Sinclair 72" Acrylic Freestanding Rectangular Tub

- Double-walled acrylic
- No faucet holes
- No overflow

Gallon capacity: 68 • Shipping weight: 336 lbs.  
Empty weight: 111 lbs. • Filled weight: 679 lbs.

Color	Product Number	Price
WH	ATRECN72F-WH	\$5,732

Schedule B

Order **#DRILL-OFF** to have an overflow drilled in an **ATRECN72F** tub.  
With overflow drilled, this tub requires drain part **#5599PD**.  
Tubs that have been drilled with overflow are "special order" and are not returnable.

The following is recommended for **ATRECN72F** tubs with no faucet holes and no overflow:

- Faucet: part **#7901 or 7913**
- Leg tub drain: part **#5599LT**

Bathtubs now ship with the feet attached and leveled.  
Bathtubs are thoroughly inspected before being shipped.

Color Code **WH** White

## Acrylic Tubs

L 63 $\frac{5}{8}$ "

W 28 $\frac{1}{2}$ "

H 22 $\frac{1}{2}$ "

AVAILABLE  
NEW IMAGE COMING SOON

### Siren 64" Acrylic Freestanding Rectangular Tub

- Double-walled acrylic
- No faucet holes
- No overflow

Gallon capacity: 53 • Shipping weight: 285 lbs.  
Empty weight: 85 lbs. • Filled weight: 528 lbs.

Color	Product Number	Price
WH	ATREC64F-WH	\$2,508

Schedule B

Order **#DRILL-OFF** to have an overflow drilled in an **ATREC64F** tub.

With overflow drilled, this tub requires drain part **#5599PD**.

To have your tub insulated for heat retention order **#TUB INSULATION** for \$400.

Tubs that have been drilled with overflow or insulated are "special order" and are not returnable.

The following is recommended for **ATREC64F** tubs with no faucet holes and no overflow:

- Faucet: part **#7901 or 7913**
- Leg tub drain: part **#5599LT**

L 64 $\frac{5}{8}$ "

W 26 $\frac{3}{4}$ "

H 25 $\frac{1}{2}$ "

DISCONTINUED

Try our Sorley  
on Page 154

### Stryker 65" Acrylic Freestanding Rectangular Tub

- Double-walled acrylic
- No faucet holes
- No overflow

Gallon capacity: 61 • Shipping weight: 425 lbs.  
Empty weight: 200 lbs. • Filled weight: 709 lbs.

Color	Product Number	Price
WH	ATREC65F-WH	\$4,606

Schedule B

Order **#DRILL-OFF** to have an overflow drilled in an **ATREC65F** tub.

With overflow drilled, this tub requires drain part **#5599PD**.

Tubs that have been drilled with overflow are "special order" and are not returnable.

The following is recommended for **ATREC65F** tubs with no faucet holes and no overflow:

- Faucet: part **#7901 or 7913**
- Leg tub drain: part **#5599LT**

Bathtubs now ship with the feet attached and leveled.  
Bathtubs are thoroughly inspected before being shipped.

Color Code **WH** White

## Acrylic Tubs

L 67"  
W 28½"  
H 23¾"

AVAILABLE  
NEW IMAGE COMING SOON

### Sullivan 67" Acrylic Freestanding Rectangular Tub

- Double-walled acrylic
- No faucet holes
- No overflow

Gallon capacity: 65 • Shipping weight: 425 lbs.  
Empty weight: 200 lbs. • Filled weight: 743 lbs.

Color	Product Number	Price
WH	ATREC67F-WH	\$3,601

Schedule B

The following is recommended for ATREC67F tubs with no faucet holes and no overflow:

- Faucet: part #7901 or 7913
- Leg tub drain: part #5599LT or #5599TS

Order **#DRILL-OF** to have an overflow drilled in an **ATREC67F** tub.  
With overflow drilled, this tub requires drain part **#5599PD**.  
Tubs that have been drilled with overflow are "special order" and are not returnable.

Bathtubs now ship with the feet attached and leveled.  
Bathtubs are thoroughly inspected before being shipped.

Color Code **WH** White

## Acrylic Tubs



**DISCONTINUED**

L 60"  
W 29"  
H 23"

Color	Product Number	Price
WH	ATREC7H60B-WH	\$2,128
WH	ATRECN60B-WH	\$2,128

Schedule B

Order **#DRILL-OFF** to have an overflow drilled in an **ATREC7H60B** or **ATRECN60B** tub.  
With overflow drilled, this tub requires drain part **#5599PD**.  
Tubs that have been drilled with overflow are "special order" and are not returnable.  
Drain hole is pre-cut in all tub bases.

L 66½"  
W 29½"  
H 23"

**AVAILABLE**  
**NEW IMAGE COMING SOON**

Color	Product Number	Price
WH	<del>ATREC7H67OB-WH</del>	<del>\$2,421</del>
WH	ATREC7H67B-WH	\$2,137
WH	<del>ATRECN67OB-WH</del>	<del>\$2,421</del>
WH	ATRECN67B-WH	\$2,137

Schedule B

Drain hole is pre-cut in all tub bases.

## Sybil 60" Acrylic Freestanding Tub

- Double-walled acrylic
- Decorative base
- No overflow

Empty weight: 74 lbs. • Shipping weight: 184 lbs.  
Gallon capacity: 44 • Filled weight: 692 lbs.

All ATREC7H60B tubs have 7" centers in tub deck.  
All ATRECN60B tubs have no faucet holes.

## Sydney 67" Acrylic Freestanding Tub

- Double-walled acrylic
- Decorative base

Empty weight: 85 lbs. • Shipping weight: 336 lbs.  
**ATREC7H67OB** and **ATRECN67OB** with overflow:  
Gallon capacity: 41 • Filled weight: 428 lbs.  
**ATREC7H67B** and **ATRECN67B** with no overflow:  
Gallon capacity: 53 • Filled weight: 528 lbs.

All ATREC7H67OB tubs have 7" centers in tub deck with overflow.  
All ATRECN67OB tubs have no faucet holes with overflow.  
All ATREC7H67B tubs have 7" centers in tub deck with no overflow.  
All ATRECN67B tubs have no faucet holes with no overflow.

**The following is recommended for ATREC7H60B, ATREC7H67OB and ATREC7H67B tubs with deck holes:**

- Rim-mounted faucet: part **#4601** or **4603**
- Straight bath supplies: part **#5577**
- Leg tub drain: part **#5599PD** for ATREC7H67OB with OF  
part **#5599LT** or **#5599TS** for ATREC7H67B with no OF

**The following is recommended for ATRECN60B, ATRECN67OB and ATRECN67B tubs without faucet holes:**

- Faucet: part **#7938** or **7940**
- Leg tub drain: part **#5599PD** for ATRECN67OB with OF  
part **#5599LT** or **#5599TS** for ATRECN67B with no OF

Color Code **WH** White

## Acrylic Tubs

L 66 $\frac{3}{8}$ "  
W 26 $\frac{3}{4}$ "  
H 23 $\frac{1}{4}$ "

**DISCONTINUED**

**Try our Stannard  
on Page 153**

Color	Product Number	Price
WH	ATSRECN67F-WH	\$3,721

Schedule B

Order **#DRILL-OFF** to have an overflow drilled in an **ATSRECN67F** tub.  
With overflow drilled, this tub requires drain part **#5599PD**.  
Tubs that have been drilled with overflow are "special order" and are not returnable.

### Tango 67" Acrylic Freestanding Rectangular Tub

- Double-walled acrylic
- No faucet holes
- No overflow

Gallon capacity: 61 • Shipping weight: 425 lbs.  
Empty weight: 200 lbs. • Filled weight: 709 lbs.

**The following is recommended for ATSRECN67F  
tubs with no faucet holes and no overflow:**

- Faucet: part **#7901 or 7913**
- Leg tub drain: part **#5599LT**

L 66 $\frac{3}{4}$ "  
W 29 $\frac{1}{2}$ "  
H 24"

**AVAILABLE**

**NEW IMAGE COMING SOON**

Color	Product Number	Price
WH	ATCRECN67B-WH	\$3,656

Schedule B

Order **#DRILL-OFF** to have an overflow drilled in an **ATCRECN67B** tub.  
With overflow drilled, this tub requires drain part **#5599PD**.  
Tubs that have been drilled with overflow are "special order" and are not returnable.

### Thayer 67" Acrylic Freestanding Rectangular Tub

- Double-walled acrylic
- No faucet holes
- No overflow

Gallon capacity: 57 • Shipping weight: 425 lbs.  
Empty weight: 200 lbs. • Filled weight: 676 lbs.

**The following is recommended for ATCRECN67B  
tubs with no faucet holes and no overflow:**

- Faucet: part **#7901 or 7913**
- Leg tub drain: part **#5599LT**

Color Code **WH** White

## Acrylic Tubs

L 60"  
W 29"  
H 22"

AVAILABLE  
NEW IMAGE COMING SOON

Color	Product Number	Price
WH	ATCRECN60F-WH	\$2,234

Schedule B

Order **#DRILL-OFF** to have an overflow drilled in an **ATCRECN60F** tub.  
With overflow drilled, this tub requires drain part **#5599PD**.  
To have your tub insulated for heat retention order **#TUB INSULATION** for \$400.  
Tubs that have been drilled with overflow or insulated are "special order" and are not returnable.

### Tara 60" Acrylic Freestanding Rectangular Tub

- Double-walled acrylic
- No faucet holes
- No overflow

Gallon capacity: 48 • Shipping weight: 204 lbs.  
Empty weight: 94 lbs. • Filled weight: 495 lbs.

The following is recommended for **ATCRECN60F** tubs with no faucet holes and no overflow:

- Faucet: part **#7901, 7936 or 7950**
- Leg tub drain: part **#5599LT**

L 66 $\frac{3}{8}$ "  
W 29 $\frac{1}{4}$ "  
H 22 $\frac{3}{8}$ "

AVAILABLE  
NEW IMAGE COMING SOON

Color	Product Number	Price
WH	ATCRECN67F-WH	\$2,323

Schedule B

Order **#DRILL-OFF** to have an overflow drilled in an **ATCRECN67F** tub.  
With overflow drilled, this tub requires drain part **#5599PD**.  
To have your tub insulated for heat retention order **#TUB INSULATION** for \$400.  
Tubs that have been drilled with overflow or insulated are "special order" and are not returnable.

### Taylor 67" Acrylic Freestanding Rectangular Tub

- Double-walled acrylic
- No faucet holes
- No overflow

Gallon capacity: 58 • Shipping weight: 294 lbs.  
Empty weight: 94 lbs. • Filled weight: 578 lbs.

The following is recommended for **ATCRECN67F** tubs with no faucet holes and no overflow:

- Faucet: part **#7901, 7936 or 7950**
- Leg tub drain: part **#5599LT**

Bathtubs now ship with the feet attached and leveled.  
Bathtubs are thoroughly inspected before being shipped.

Color Code **WH** White

## Acrylic Tubs



L 67"  
W 31½"  
H 27"

AVAILABLE  
NEW IMAGE COMING SOON

### Tairo 67" Acrylic Freestanding Rectangular Tub

- Double-walled acrylic
- No faucet holes
- No overflow
- Built in adjusters

Gallon capacity: 60 • Shipping weight: 260 lbs.  
Empty weight: 150 lbs. • Filled weight: 651 lbs.

Color	Product Number	Price
WH	ATDRSN67R-WH	\$2,499

Schedule B

Order **#DRILL-OF** to have an overflow drilled in an **ATDRSN67R** tub.  
With overflow drilled, this tub requires drain part **#5599PD**.  
To have your tub insulated for heat retention order **#TUB INSULATION** for \$400.  
Tubs that have been drilled with overflow or insulated are "special order" and are not returnable.

The following is recommended for **ATDRSN67R** tubs with no faucet holes and no overflow:

- Faucet: part **#4602, 4604** or **4025**
- Rigid, free standing supplies: part **#4502**
- Freestanding faucets: part **#7901, 7934, 7946** or **7950**  
(No bath supplies needed)
- Leg tub drain: part **#5599LT**



L 71"  
W 31¾"  
H 27½"

AVAILABLE  
NEW IMAGE COMING SOON

### Tanya 71" Acrylic Freestanding Rectangular Tub

- Double-walled acrylic
- No faucet holes
- No overflow

Gallon capacity: 67 • Shipping weight: 289 lbs.  
Empty weight: 179 lbs. • Filled weight: 751 lbs.

Color	Product Number	Price
WH	ATDRSN71R-WH	\$2,668

Schedule B

Order **#DRILL-OF** to have an overflow drilled in an **ATDRSN71R** tub.  
With overflow drilled, this tub requires drain part **#5599PD**.  
To have your tub insulated for heat retention order **#TUB INSULATION** for \$400.  
Tubs that have been drilled with overflow or insulated are "special order" and are not returnable.

The following is recommended for **ATDRSN71R** tubs with no faucet holes and no overflow:

- Faucet: part **#4602, 4604** or **4025**
- Rigid, free standing supplies: part **#4502**
- Freestanding faucets: part **#7901, 7934, 7946** or **7950**  
(No bath supplies needed)
- Leg tub drain: part **#5599LT**

Bathtubs now ship with the feet attached and leveled.  
Bathtubs are thoroughly inspected before being shipped.

Color Code **WH** White

## Acrylic Tubs

L 67"  
W 29½"  
H 24"

**DISCONTINUED**

**Try our Taylor  
on Page 160**

### Tisa 67" Acrylic Freestanding Rectangular Tub

- Double-walled acrylic
- No faucet holes
- No overflow

Gallon capacity: 57 • Shipping weight: 225 lbs.  
Empty weight: 125 lbs. • Filled weight: 601 lbs.

Color	Product Number	Price
WH	ATRECN67-WH	\$3,375

Schedule B

**The following is recommended for ATRECN67 tubs with no faucet holes and no overflow:**

- Faucet: part #7901, 7936 or 7950
- Leg tub drain: part #5599LT

Order **#DRILL-OFF** to have an overflow drilled in an **ATRECN67** tub.  
With overflow drilled, this tub requires drain part **#5599PD**.  
To have your tub insulated for heat retention order **#TUB INSULATION** for \$400.  
Tubs that have been drilled with overflow or insulated are "special order" and are not returnable.

L 68¼"  
W 31¼"  
H 25¾"

**DISCONTINUED**

### Triad 69" Acrylic Freestanding Rectangular Tub

- Double-walled acrylic
- No faucet holes
- No overflow

Gallon capacity: 72 • Shipping weight: 300 lbs.  
Empty weight: 150 lbs. • Filled weight: 751 lbs.

Color	Product Number	Price
WH	ATRECN69RF-WH	\$5,318

Schedule B

**The following is recommended for ATRECN69RF tubs with no faucet holes and no overflow:**

- Faucet: part #7901 or 7913
- Leg tub drain: part #5599LT

Order **#DRILL-OFF** to have an overflow drilled in an **ATRECN69RF** tub.  
With overflow drilled, this tub requires drain part **#5599PD**.  
Tubs that have been drilled with overflow are "special order" and are not returnable.

Bathtubs now ship with the feet attached and leveled.  
Bathtubs are thoroughly inspected before being shipped.

Color Code **WH** White



## Acrylic Tub

L 68 $\frac{1}{4}$ "  
W 31 $\frac{1}{4}$ "  
H 23 $\frac{7}{8}$ "

AVAILABLE  
NEW IMAGE COMING SOON

Color	Product Number	Price
WH	ATRECN69B-WH	\$3,437

Schedule B

### Verron 69" Acrylic Freestanding Rectangular Tub

- Double-walled acrylic
- No faucet holes
- No overflow

Gallon capacity: 61 • Shipping weight: 300 lbs.  
Empty weight: 150 lbs. • Filled weight: 659 lbs.

The following is recommended for ATRECN69B tubs with no faucet holes and no overflow:

- Faucet: part #7901 or 7913
- Leg tub drain: part #5599LT

L 71"  
W 32"  
H 24 $\frac{1}{2}$ "

DISCONTINUED

Color	Product Number	Price
WH	ATSRECN71F-WH	\$3,044

Schedule B

### Vivien 71" Acrylic Freestanding Rectangular Tub

- Double-walled acrylic
- No faucet holes
- No overflow

Gallon capacity: 65 • Shipping weight: 300 lbs.  
Empty weight: 100 lbs. • Filled weight: 643 lbs.

The following is recommended for ATSRECN71F tubs with no faucet holes and no overflow:

- Faucet: part #7901 or 7913
- Leg tub drain: part #5599LT

Bathtubs now ship with the feet attached and leveled.  
Bathtubs are thoroughly inspected before being shipped.

Color Code **WH** White

## Acrylic Tubs

**DISCONTINUED**

L 70 $\frac{3}{4}$ "

W 31 $\frac{1}{2}$ "

H 22 $\frac{1}{2}$ " (from floor to top of tub)

Color	Product Number	Price
WH	ATRECN71-WH	\$2,890

Schedule B

Order **#DRILL-OF** to have an overflow drilled in an **ATRECN71** tub.

With overflow drilled, this tub requires drain part **#5599PD**.

Tubs that have been drilled with overflow are "special order" and are not returnable.

### Volente 71" Acrylic Freestanding Rectangular Tub

- Double-walled acrylic
- No faucet holes
- No overflow

Gallon capacity: 55 • Shipping weight: 306 lbs.

Empty weight: 106 lbs. • Filled weight: 566 lbs.

The following is recommended for **ATRECN71** tubs without faucet holes:

- Faucet: part **#4602**
- Rigid, freestanding supplies: part **#4502**
- Leg tub drain: part **#5599LT**

**DISCONTINUED**

L 68 $\frac{5}{8}$ "

W 29 $\frac{7}{8}$ "

H 22 $\frac{3}{4}$ "

Color	Product Number	Price
WH	ATHGN69F-WH	\$3,448

Schedule B

Order **#DRILL-OF** to have an overflow drilled in an **ATHGN69F** tub.

With overflow drilled, this tub requires drain part **#5599PD**.

Tubs that have been drilled with overflow are "special order" and are not returnable.

### Wesley 69" Acrylic Freestanding Hourglass Tub

- Double-walled acrylic
- No faucet holes
- No overflow

Gallon capacity: 57 • Shipping weight: 425 lbs.

Empty weight: 200 lbs. • Filled weight: 676 lbs.

The following is recommended for **ATHGN69F** tubs with no faucet holes and no overflow:

- Faucet: part **#7901 or 7913**
- Leg tub drain: part **#5599LT**

Bathtubs now ship with the feet attached and leveled.  
Bathtubs are thoroughly inspected before being shipped.

Color Code **WH** White

## Acrylic Tubs

AVAILABLE  
NEW IMAGE COMING SOON

L 58<sup>3</sup>/<sub>4</sub>"

W 58<sup>3</sup>/<sub>4</sub>"

H 22<sup>3</sup>/<sub>4</sub>"

Color	Product Number	Price
WH	ATRNDN58-WH	\$4,257

Schedule B

Order **#DRILL-OFF** to have an overflow drilled in an **ATRNDN58** tub.  
With overflow drilled, this tub requires drain part **#5599PD**.  
Tubs that have been drilled with overflow are "special order" and are not returnable.

### Wilshire 58" Acrylic Round Soaking Tub

- Double-walled acrylic
- No overflow
- No faucet holes

Gallon capacity: 140 • Shipping weight: 375 lbs.  
Empty weight: 150 lbs. • Filled weight: 1,319 lbs.

The following is recommended for **ATRNDN58** tubs with no faucet holes and no overflow:

- Faucet: part **#7082 or 7088**
- Rigid, freestanding supplies: part **#4502**
- Freestanding filler: part **#7901, 7922 or 7952**  
(Do not need bath supplies)
- Leg tub drain: part **#5599LT**

DISCONTINUED

L 51"

W 51"

H 24<sup>1</sup>/<sub>2</sub>"

Color	Product Number	Price
WH	ATRNDN51-WH	\$4,738

Schedule B

Order **#DRILL-OFF** to have an overflow drilled in an **ATRNDN51** tub.  
With overflow drilled, this tub requires drain part **#5599PD**.  
Tubs that have been drilled with overflow are "special order" and are not returnable.

### Wisteria 51" Acrylic Round Soaking Tub

- Double-walled acrylic
- Petite base
- No overflow
- No faucet holes

Gallon capacity: 124 • Shipping weight: 400 lbs.  
Empty weight: 150 lbs. • Filled weight: 1,186 lbs.

The following is recommended for **ATRNDN51** tubs with no faucet holes and no overflow:

- Faucet: part **#7082 or 7088**
- Rigid, freestanding supplies: part **#4502**
- Freestanding filler: part **#7901, 7922 or 7952**  
(Do not need bath supplies)
- Leg tub drain: part **#5599LT**

Bathtubs now ship with the feet attached and leveled.  
Bathtubs are thoroughly inspected before being shipped.

Color Code **WH** White

# Soakers

Cast iron tubs, acrylic tubs, resin tubs, copper tubs,  
stainless steel tubs

## Acrylic Tubs

L 61"  
W 61"  
H 26"

AVAILABLE  
NEW IMAGE COMING SOON

### Yarborough 61" Acrylic Round Soaking Tub

- Double-walled acrylic
- No overflow
- No faucet holes

Gallon capacity: 120 • Shipping weight: 470 lbs.  
Empty weight: 220 lbs. • Filled weight: 1,222 lbs.

Color	Product Number	Price
WH	ATRNDN61-WH	\$5,349

Schedule B

The following is recommended for ATRNDN61  
tubs with no faucet holes and no overflow:

- Faucet: part #7082 or 7088
- Rigid, freestanding supplies: part #4502
- Freestanding filler: part #7901, 7922 or 7952  
(Do not need bath supplies)
- Leg tub drain: part #5599LT

L 47"  
W 47"  
H 32"

DISCONTINUED

### Yolanda 47" Acrylic Round Japanese Soaking Tub

- Double-walled acrylic
- Integral seat
- Wide rim
- No faucet holes
- No overflow
- Deep interior well
- Can be used as drop in

Gallon capacity: 148 • Shipping weight: 320 lbs.  
Empty weight: 140 lbs. • Filled weight: 1,394 lbs.

Color	Product Number	Price
WH	ATRNDN47-WH	\$5,760

Schedule B

Order #DRILL-OFF to have an overflow drilled in an ATRNDN47 tub.  
With overflow drilled, this tub requires drain part #5599PD.  
Tubs that have been drilled with overflow are "special order" and are not returnable.

The following is recommended for ATRNDN47  
tubs with no faucet holes and no overflow:

- Faucet: part #7901 or 7913
- Leg tub drain: part #5599LT

Bathtubs now ship with the feet attached and leveled.  
Bathtubs are thoroughly inspected before being shipped.

Color Code WH White

## Resin Tub

AVAILABLE  
NEW IMAGE COMING SOON

L 59"  
W 25 $\frac{1}{4}$ "  
H 27 $\frac{3}{4}$ "

Color	Product Number	Price
WH	RTSN59-WH	\$4,902

Schedule B

Tub has overflow slot with channel built into tub wall and includes tub drain.



AVAILABLE  
NEW IMAGE COMING SOON

L 73"  
W 31"  
H 37"

Color	Product Number	Price
WH	RTSN73-WH	\$6,686

Schedule B

Tub has overflow slot with channel built into tub wall and includes tub drain.

### Ayanna 59" Resin Slipper Tub

- Matte white finish
- No faucet holes
- Overflow slot
- Includes pop-up drain

Gallon capacity: 35 • Filled weight: 667 lbs.  
Empty weight: 275 lbs. • Shipping weight: 385 lbs.

The following is recommended for RTSN59  
tubs with no faucet holes and overflow slot:

- Faucet: part #7901 or 7913

### Britta 73" Resin Slipper Tub

- Matte white finish
- No faucet holes
- Overflow slot
- Includes pop-up drain

Gallon capacity: 55 • Filled weight: 862 lbs.  
Empty weight: 402 lbs. • Shipping weight: 602 lbs.

The following is recommended for RTSN73  
tubs with no faucet holes and overflow slot:

- Faucet: part #7901 or 7913

Bathtubs now ship with the feet attached and leveled.  
Bathtubs are thoroughly inspected before being shipped.

Color Code **WH** White

# Soakers

Cast iron tubs, acrylic tubs, resin tubs, copper tubs, stainless steel tubs

## Resin Tub

L 70½"  
W 33"  
H 19¼"

AVAILABLE  
NEW IMAGE COMING SOON

Color	Product Number	Price
WH	RTOVN70-OF-WH	\$7,404

Schedule B

Tub has overflow slot with channel built into tub wall and includes tub drain.



L 56"  
W 32"  
H 24"

AVAILABLE  
NEW IMAGE COMING SOON

Color	Product Number	Price
WH	RTDSN56-OF-WH	\$5,703

Schedule B

Tub has overflow slot with channel built into tub wall and includes tub drain.

### Carlyle 70" Resin Freestanding Tub

- Matte white finish
- No faucet holes

Gallon capacity: 43 • Shipping weight: 456 lbs.  
Empty weight: 300 lbs. • Filled weight: 659 lbs.

The following is recommended for RTOVN70-OF tubs with no faucet holes and overflow:

- Faucet: part #7082 or 7088
- Rigid, freestanding supplies: part #4502
- Freestanding filler: part #7901, 7922 or 7952  
(Do not need bath supplies)

### Edison 56" Resin Freestanding Oval Tub

- Matte white finish
- No faucet holes

Gallon capacity: 59 • Filled weight: 798 lbs.  
Empty weight: 305 lbs. • Shipping weight: 530 lbs.

The following is recommended for RTDSN56-OF tubs with no faucet holes and overflow:

- Faucet: part #7082 or 7088
- Rigid, freestanding supplies: part #4502
- Freestanding filler: part #7901, 7922 or 7952  
(Do not need bath supplies)

Bathtubs now ship with the feet attached and leveled.  
Bathtubs are thoroughly inspected before being shipped.

Color Code WH White

## Resin Tubs

AVAILABLE  
NEW IMAGE COMING SOON

L 64"  
W 32¼"  
H 25¼"

Color	Product Number	Price
WH	RTDSN64-OF-WH	\$7,157

Schedule B

Tub has overflow slot with channel built into tub wall and includes tub drain.



L 64"  
W 33"  
H 25"

AVAILABLE  
NEW IMAGE COMING SOON

Color	Product Number	Price
WH	RTOVN64-OF-WH	\$6,151

Schedule B

Tub has overflow slot with channel built into tub wall and includes tub drain.

### Electra 64" Resin Freestanding Oval Tub

- Matte white finish
- No faucet holes

Gallon capacity: 75 • Filled weight: 936 lbs.  
Empty weight: 309 lbs. • Shipping weight: 534 lbs.

The following is recommended for RTDSN64-OF  
tubs with no faucet holes and overflow:

- Faucet: part #7082 or 7088
- Rigid, freestanding supplies: part #4502
- Freestanding filler: part #7901, 7922 or 7952  
(Do not need bath supplies)

### Howe 64" Resin Freestanding Tub

- Matte white finish
- Overflow
- No faucet holes
- Drain included

Gallon capacity: 76 • Shipping weight: 559 lbs.  
Empty weight: 449 lbs. • Filled weight: 1084 lbs.

The following is recommended for RTOVN64-OF  
tubs with no faucet holes and overflow:

- Faucet: part #7082 or 7088
- Rigid, freestanding supplies: part #4502
- Freestanding filler: part #7901, 7922 or 7952  
(Do not need bath supplies)

Bathtubs now ship with the feet attached and leveled.  
Bathtubs are thoroughly inspected before being shipped.

Color Code **WH** White

# Soakers

Cast iron tubs, acrylic tubs, resin tubs, copper tubs, stainless steel tubs

## Resin Tubs



L 65"  
W 31½"  
H 22½"

**DISCONTINUED**

### Ingram 65" Resin Freestanding Tub

- Matte white finish
- No faucet holes

Gallon capacity: 57 • Filled weight: 850 lbs.  
Empty weight: 375 lbs. • Shipping weight: 485 lbs.

Color	Product Number	Price
WH	RTOVN65-OF-WH	\$4,905

Schedule B

Tub has overflow slot with channel built into tub wall and includes tub drain.

**The following is recommended for RTOVN65-OF tubs with no faucet holes and overflow:**

- Faucet: part **#7082 or 7088**
- Rigid, freestanding supplies: part **#4502**
- Freestanding filler: part **#7901, 7922 or 7952**  
(Do not need bath supplies)



**DISCONTINUED**

L 68⅞"  
W 28¾"  
H 27⅝"

### Jackie 69" Resin Double Slipper Tub

- Matte white finish
- No faucet holes

Gallon capacity: 62 • Filled weight: 868 lbs.  
Empty weight: 350 lbs. • Shipping weight: 450 lbs.

Color	Product Number	Price
WH	RTDSN69-OF-WH	\$7,354

Schedule B

Tub has overflow slot with channel built into tub wall and includes tub drain.

**The following is recommended for RTDSN69-OF tubs with no faucet holes and overflow:**

- Faucet: part **#7082 or 7088**
- Rigid, freestanding supplies: part **#4502**
- Freestanding filler: part **#7901, 7922 or 7952**  
(Do not need bath supplies)

Bathtubs now ship with the feet attached and leveled.  
Bathtubs are thoroughly inspected before being shipped.

Color Code **WH** White



## Resin Tub

**DISCONTINUED**

L 64 $\frac{1}{8}$ "

W 29 $\frac{1}{8}$ "

H 22 $\frac{1}{4}$ "

Color	Product Number	Price
WH	RTHGN64-OF-WH	\$7,366

Schedule B

Tub has overflow slot with channel built into tub wall and includes tub drain.



**AVAILABLE**

**NEW IMAGE COMING SOON**

L 71"

W 35"

H 25 $\frac{1}{2}$ "

Color	Product Number	Price
WH	RTDSN71-WH	\$6,912

Schedule B

Tub has overflow slot with channel built into tub wall and includes tub drain.

Color Code **WH** White

### Kimball 64" Resin Hourglass Tub

- Matte white finish
- No faucet holes
- Overflow
- Interchangeable white/chrome drain included

Gallon capacity: 54 • Shipping weight: 400 lbs.  
Empty weight: 319 lbs. • Filled weight: 770 lbs.

**The following is recommended for RTHGN64-OF tubs without faucet holes:**

- Faucet: part **#7082 or 7088**
- Rigid, freestanding supplies: part **#4502**
- Freestanding filler: part **#7901, 7922 or 7952**  
(Do not need bath supplies)

### Julianna 71" Resin Double Slipper Tub

- Matte white finish
- No faucet holes
- Overflow
- Drain included

Gallon capacity: 60 • Shipping weight: 507 lbs.  
Empty weight: 397 lbs. • Filled weight: 898 lbs.

**The following is recommended for RTDSN71 tubs with no faucet holes and overflow:**

- Faucet: part **#7082 or 7088**
- Rigid, freestanding supplies: part **#4502**
- Freestanding filler: part **#7901, 7922 or 7952**  
(Do not need bath supplies)

Bathtubs now ship with the feet attached and leveled.  
Bathtubs are thoroughly inspected before being shipped.

# Soakers

Cast iron tubs, acrylic tubs, resin tubs, copper tubs, stainless steel tubs

## Resin Tubs

L 62 $\frac{3}{4}$ "  
W 35 $\frac{1}{8}$ "  
H 22 $\frac{3}{4}$ "

AVAILABLE  
NEW IMAGE COMING SOON

Color	Product Number	Price
WH	RTOVN63-OF-WH	\$7,623

Schedule B

Tub has overflow slot with channel built into tub wall and includes tub drain.



AVAILABLE  
NEW IMAGE COMING SOON

L 68"  
W 29"  
H 24"

Color	Product Number	Price
WH	RTOVN68-WH	\$6,153

Schedule B

### Magnus 63" Resin Freestanding Oval Tub

- Matte white finish
- No faucet holes
- Overflow
- Drain included

Gallon capacity: 93 • Shipping weight: 471 lbs.  
Empty weight: 391 lbs. • Filled weight: 1168 lbs.

The following is recommended for RTOVN63-OF tubs with no faucet holes and overflow:

- Faucet: part #7082 or 7088
- Rigid, freestanding supplies: part #4502
- Freestanding filler: part #7901, 7922 or 7952  
(Do not need bath supplies)

### Nishi 68" Resin Freestanding Tub

- Matte white finish
- No faucet holes
- Built in adjusters
- Rim is 1"

Gallon capacity: 60 • Shipping weight: 490 lbs.  
Empty weight: 380 lbs. • Filled weight: 881 lbs.

The following is recommended for RTOVN68 tubs with no faucet holes:

- Faucet: part #7082 or 7088
- Rigid, freestanding supplies: part #4502
- Freestanding filler: part #7901, 7922 or 7952  
(Do not need bath supplies)

Bathtubs now ship with the feet attached and leveled.  
Bathtubs are thoroughly inspected before being shipped.

Color Code WH White

## Resin Tub

L 58½"

W 27"

H 21¼"

AVAILABLE  
NEW IMAGE COMING SOON

Color	Product Number	Price
WH	RTDEN59-WH	\$6,043

Schedule B

Order **#DRILL-OF** to have an overflow drilled in an **RTDEN59** tub.  
With overflow drilled, this tub requires drain part **#5599PD**.  
Tubs that have been drilled with overflow are "special order" and are not returnable.



L 58¾"

W 26½"

H 21½"

DISCONTINUED

Color	Product Number	Price
WH	RTDRSN59-OF-WH	\$7,366

Schedule B

Tub has overflow slot with channel built into tub wall and includes tub drain.

Color Code **WH** White

### Orfeo 59" Resin Freestanding Tub

- Matte white finish
- No faucet holes
- No overflow

Gallon capacity: 59 • Shipping weight: 302 lbs.  
Empty weight: 222 lbs. • Filled weight: 715 lbs.

**The following is recommended for RTDEN59 tubs with no faucet holes and no overflow:**

- Faucet: part **#7082 or 7088**
- Rigid, freestanding supplies: part **#4502**
- Freestanding filler: part **#7901, 7922 or 7952**  
(Do not need bath supplies)
- Leg tub drain: part **#5599LT**

### Seaton 59" Resin Freestanding Tub

- Matte white finish
- No faucet holes
- Overflow
- Drain included

Gallon capacity: 54 • Shipping weight: 406 lbs.  
Empty weight: 326 lbs. • Filled weight: 777bs.

**The following is recommended for RTDRSN59-OF tubs with no faucet holes and overflow:**

- Faucet: part **#7082 or 7088**
- Rigid, freestanding supplies: part **#4502**
- Freestanding filler: part **#7901, 7922 or 7952**  
(Do not need bath supplies)

Bathtubs now ship with the feet attached and leveled.  
Bathtubs are thoroughly inspected before being shipped.

## Resin Tubs

**DISCONTINUED**

L 70"  
W 34½"  
H 20"

### Solina 70" Resin Freestanding Tub

- Matte white finish
- No faucet holes
- Overflow
- Drain included

Gallon capacity: 63 • Shipping weight: 512 lbs.  
Empty weight: 402 lbs. • Filled weight: 928bs.

Color	Product Number	Price
WH	RTOVN70E-WH	\$6,436

Schedule B

Tub has overflow slot with channel built into tub wall and includes tub drain.



The following is recommended for RTOVN70E tubs with no faucet holes and overflow:

- Faucet: part #7082 or 7088
- Rigid, freestanding supplies: part #4502
- Freestanding filler: part #7901, 7922 or 7952  
(Do not need bath supplies)

**DISCONTINUED**

L 71"  
W 36½"  
H 20½"

### Watson 71" Resin Freestanding Oval Tub

- Matte white finish
- No faucet holes
- Overflow
- Interchangeable white/chrome drain included

Gallon capacity: 45 • Shipping weight: 427 lbs.  
Empty weight: 347 lbs. • Filled weight: 723 lbs.

Color	Product Number	Price
WH	RTOVN71B-OF-WH	\$8,698

Schedule B

Tub has overflow slot with channel built into tub wall and includes tub drain.

The following is recommended for RTOVN71B-OF tubs with no faucet holes and overflow:

- Faucet: part #7082 or 7088
- Rigid, freestanding supplies: part #4502
- Freestanding filler: part #7901, 7922 or 7952  
(Do not need bath supplies)

Bathtubs now ship with the feet attached and leveled.  
Bathtubs are thoroughly inspected before being shipped.

Color Code WH White

## Copper Tubs



L 72"  
W 26"  
H 29" (from floor to top of tub)

### Adalia 72" Copper Double Slipper Tub

- Includes base
- 16 gauge metal
- No faucet holes
- Double slipper
- Hammered finish

Gallon capacity: 55 • Shipping weight: 170 lbs.  
Empty weight: 150 lbs. • Filled weight: 609 lbs.

Color	Product Number		Price
AC	COTDSN-AC	Copper base	\$10,927

Schedule B

Copper is a living finish and will patina over time. To prevent normal aging of finish, wipe dry after each use. Apply normal wax at least once every 15-20 days.

### The following is recommended for COTDSN tubs without faucet holes:

- Faucet: part **#4602, 7393 or 7410**
- Free standing bath supplies: part **#4502**
- Leg tub drain: part **#5599**

Bathtubs now ship with the feet attached and leveled.  
Bathtubs are thoroughly inspected before being shipped.

Color Code **AC** Hammered Antique Copper

## Copper Tub

AVAILABLE  
NEW IMAGE COMING SOON

L 66"  
W 31½"  
H 31⅜"

Color	Product Number		Price
AC	COTDSN66P-AC	Copper base	\$6,825

Schedule B

Copper is a living finish and will patina over time. To prevent normal aging of finish, wipe dry after each use. Apply normal wax at least once every 15-20 days.

### Allegro 66" Copper Bateau Double Slipper Tub

- Includes base
- 16 gauge metal
- No faucet holes
- Hammered finish

Gallon capacity: 63 • Shipping weight: 325 lbs.  
Empty weight: 170 lbs. • Filled weight: 696 lbs.

The following is recommended for COTDSN66P tubs without faucet holes:

- Faucet: part #4602, 7393 or 7410
- Free standing bath supplies: part #4502
- Leg tub drain: part #5599E

AVAILABLE  
NEW IMAGE COMING SOON

L 72"  
W 33"  
H 31½"

Color	Product Number		Price
AC	COTDSN72P-AC	Copper base	\$7,481

Schedule B

Copper is a living finish and will patina over time. To prevent normal aging of finish, wipe dry after each use. Apply normal wax at least once every 15-20 days.

### Amara 72" Copper Bateau Double Slipper Tub

- Includes base
- 16 gauge metal
- No faucet holes
- Hammered finish

Gallon capacity: 70 • Shipping weight: 325 lbs.  
Empty weight: 170 lbs. • Filled weight: 755 lbs.

The following is recommended for COTDSN72P tubs without faucet holes:

- Faucet: part #4602, 7393 or 7410
- Free standing bath supplies: part #4502
- Leg tub drain: part #5599E

Bathtubs now ship with the feet attached and leveled.  
Bathtubs are thoroughly inspected before being shipped.

Color Code **AC** Hammered Antique Copper

## Copper Tubs

L 66"  
W 31½"  
H 31⅜"

AVAILABLE  
NEW IMAGE COMING SOON

Color	Product Number		Price
CN	COTDSN66P-CN	Copper base	\$7,043

Schedule B

Copper is a living finish and will patina over time. To prevent normal aging of finish, wipe dry after each use. Apply normal wax at least once every 15-20 days.

### Ankara 66" Copper Bateau Double Slipper Tub

- Includes base
- 16 gauge metal
- Nickel interior
- No faucet holes
- Hammered finish

Gallon capacity: 63 • Shipping weight: 325 lbs.  
Empty weight: 170 lbs. • Filled weight: 696 lbs.

The following is recommended for COTDSN66P tubs without faucet holes:

- Faucet: part #4602, 7393 or 7410
- Free standing bath supplies: part #4502
- Leg tub drain: part #5599E

L 72"  
W 33"  
H 31½"

AVAILABLE  
NEW IMAGE COMING SOON

Color	Product Number		Price
CN	COTDSN72P-CN	Copper base	\$7,590

Schedule B

Copper is a living finish and will patina over time. To prevent normal aging of finish, wipe dry after each use. Apply normal wax at least once every 15-20 days.

### Ashton 72" Copper Bateau Double Slipper Tub

- Includes base
- 16 gauge metal
- Nickel interior
- No faucet holes
- Hammered finish

Gallon capacity: 70 • Shipping weight: 325 lbs.  
Empty weight: 170 lbs. • Filled weight: 755 lbs.

The following is recommended for COTDSN72P tubs without faucet holes:

- Faucet: part #4602, 7393 or 7410
- Free standing bath supplies: part #4502
- Leg tub drain: part #5599E

Bathtubs now ship with the feet attached and leveled.  
Bathtubs are thoroughly inspected before being shipped.

Color Code **CN** Hammered Antique Copper/Nickel Interior

# Soakers

Cast iron tubs, acrylic tubs, resin tubs, copper tubs,  
stainless steel tubs

## Copper Tubs



L 66"  
W 32¼"  
H 23¾" and 29¼" (from floor to top of tub)

Color	Product Number		Price
AC	COTDSN66B-AC	Copper base	\$9,568

Schedule B

Order **#DRILL-OF** to have an overflow drilled in an **COTDSN66B** tub.  
With overflow drilled, this tub requires drain part **#5599E**.  
Tubs that have been drilled with overflow are "special order" and are not returnable.

Copper is a living finish and will patina over time. To prevent normal aging of finish, wipe dry after each use. Apply normal wax at least once every 15-20 days.

### Barnes 66" Copper Double Slipper Tub

- Includes base
- 16 gauge metal
- Smooth rim and base
- Continuous rolled rim
- No faucet holes
- Hammered finish
- No overflow

Gallon capacity: 89 • Shipping weight: 260 lbs.  
Empty weight: 150 lbs. • Filled weight: 895 lbs.

The following is recommended for **COTDSN66B** tubs without faucet holes:

- Faucet: part **#4602, 7393 or 7410**
- Free standing bath supplies: part **#4502**
- Leg tub drain: part **#5599LT**



L 72"  
W 32"  
H 30"

Color	Product Number		Price
CN	COTDSN72S-CN	Copper base	\$10,408

Schedule B

Copper is a living finish and will patina over time. To prevent normal aging of finish, wipe dry after each use. Apply normal wax at least once every 15-20 days.

### Burnham 72" Copper Bateau Double Slipper Tub

- Includes base
- 16 gauge
- Decorative rings
- No faucet holes
- Hammered finish
- Nickel interior

Gallon capacity: 65 • Shipping weight: 280 lbs.  
Empty weight: 170 lbs. • Filled weight: 713 lbs.

The following is recommended for **COTDSN72S** tubs without faucet holes:

- Faucet: part **#4602, 7393 or 7410**
- Free standing bath supplies: part **#4502**
- Leg tub drain: part **#5599E**

Bathtubs now ship with the feet attached and leveled.  
Bathtubs are thoroughly inspected before being shipped.

Color Code **AC** Hammered Antique Copper **CN** Hammered Antique Copper/Nickel Interior



## Copper Tubs

L 66"  
W 34"  
H 30"

AVAILABLE  
NEW IMAGE COMING SOON

Color	Product Number		Price
AC	COTDSN66S-AC	Copper base	\$7,481

Schedule B

Copper is a living finish and will patina over time. To prevent normal aging of finish, wipe dry after each use. Apply normal wax at least once every 15-20 days.

### Baylis 66" Copper Bateau Double Slipper Tub

- Includes base
- 16 gauge metal
- Extra wide
- No faucet holes
- Hammered finish
- Decorative rings

Gallon capacity: 60 • Shipping weight: 225 lbs.  
Empty weight: 170 lbs. • Filled weight: 671 lbs.

The following is recommended for COTDSN66S tubs without faucet holes:

- Faucet: part #4602, 7393 or 7410
- Free standing bath supplies: part #4502
- Leg tub drain: part #5599E

L 72"  
W 36"  
H 32"

AVAILABLE  
NEW IMAGE COMING SOON

Color Number	Product Feet Finish		Price
AC	COTDSN72S-AC	Copper base	\$7,590

Schedule B

Copper is a living finish and will patina over time. To prevent normal aging of finish, wipe dry after each use. Apply normal wax at least once every 15-20 days.

### Bolero 72" Copper Bateau Double Slipper Tub

- Includes base
- 16 gauge metal
- Extra wide
- No faucet holes
- Hammered finish
- Decorative rings

Gallon capacity: 65 • Shipping weight: 235 lbs.  
Empty weight: 170 lbs. • Filled weight: 713 lbs.

The following is recommended for COTDSN72S tubs without faucet holes:

- Faucet: part #4602, 7393 or 7410
- Free standing bath supplies: part #4502
- Leg tub drain: part #5599E

Bathtubs now ship with the feet attached and leveled.  
Bathtubs are thoroughly inspected before being shipped.

Color Code **AC** Hammered Antique Copper

# Soakers

Cast iron tubs, acrylic tubs, resin tubs, copper tubs,  
stainless steel tubs

## Copper Tubs

AVAILABLE  
NEW IMAGE COMING SOON

L 66"  
W 33"  
H 30"

Color	Product Number		Price
SAC	COTDSN66L-SAC	Copper base	\$ 6,825
CN	<del>COTDSN66L-CN</del>	<del>Copper base</del>	<del>\$10,169</del>

Schedule B

Copper is a living finish and will patina over time. To prevent normal aging of finish, wipe dry after each use. Apply normal wax at least once every 15-20 days.

AVAILABLE  
NEW IMAGE COMING SOON

L 72½"  
W 32"  
H 30"

Color	Product Number		Price
SAC	COTDSN72L-SAC	Copper base	\$7,590

Schedule B

Copper is a living finish and will patina over time. To prevent normal aging of finish, wipe dry after each use. Apply normal wax at least once every 15-20 days.

### Calumet 66" Copper Bateau Double Slipper Tub

- Includes base
- No faucet holes
- 16 gauge metal
- Smooth antique finish

Gallon capacity: 68 • Shipping weight: 325 lbs.  
Empty weight: 170 lbs. • Filled weight: 738 lbs.

The following is recommended for COTDSN66L tubs without faucet holes:

- Faucet: part #4602, 7393 or 7410
- Free standing bath supplies: part #4502
- Leg tub drain: part #5599E

### Carwyn 72" Copper Bateau Double Slipper Tub

- Includes base
- No faucet holes
- 16 gauge metal
- Smooth antique finish

Gallon capacity: 77 • Shipping weight: 425 lbs.  
Empty weight: 200 lbs. • Filled weight: 843 lbs.

The following is recommended for COTDSN72L tubs without faucet holes:

- Faucet: part #4602, 7393 or 7410
- Free standing bath supplies: part #4502
- Leg tub drain: part #5599E

Bathtubs now ship with the feet attached and leveled.  
Bathtubs are thoroughly inspected before being shipped.

Color Code **CN** Hammered Antique Copper/Nickel Interior **SAC** Smooth Antique Copper

## Copper Tubs

L 69"  
W 28½"  
H 29½"

**DISCONTINUED**

Color	Product Number		Price
AC	ATDS7H69CS-AC	Copper skirt	\$5,896
AC	ATDSN69CS-AC	Copper skirt	\$5,896

Schedule B

Order **#DRILL-OFF** to have an overflow drilled in an **ATDSN69CS** tub.  
With overflow drilled, this tub requires drain part **#5599E**.  
Tubs that have been drilled with overflow are "special order" and are not returnable.

Copper is a living finish and will patina over time. To prevent normal aging of finish, wipe dry after each use. Apply normal wax at least once every 15-20 days.

L 70¼"  
W 30"  
H 28"

**AVAILABLE**  
**NEW IMAGE COMING SOON**

Color	Product Number		Price
SAP	COTDSN70B-SAP	Copper base	\$8,562

Schedule B

Copper is a living finish and will patina over time. To prevent normal aging of finish, wipe dry after each use. Apply normal wax at least once every 15-20 days.

### Cathay 69" Acrylic Double Slipper Tub with Copper Skirt

- Interior tub is acrylic
- Skirt is 16 gauge metal
- Includes copper skirt
- Smooth antique finish

Gallon capacity: 48 • Shipping weight: 325 lbs.  
Empty weight: 100 lbs. • Filled weight: 501 lbs.

ATDS7H69CS tub has 7" centers in tub deck and overflow.  
ATDSN69CS tub has no faucet holes or overflow.

#### The following is recommended ATDS7H69CS tubs with deck holes:

- Rim-mounted faucet: part **#4601 or 7529**
- Straight bath supplies: part **#5577**
- Leg tub drain: part **#5599E**

#### The following is recommended for ATDSN69CS tubs with no faucet holes:

- Faucet: part **#4602, 7393 or 7410**
- Free standing bath supplies: part **#4502**
- Leg tub drain: part **#5599LT**

### Chopin 70" Copper Double Slipper Tub

- Smooth antique exterior
- 16 gauge metal
- Polished interior
- No faucet holes

Gallon capacity: 74 • Shipping weight: 335 lbs.  
Empty weight: 110 lbs. • Filled weight: 728 lbs.

#### The following is recommended for COTDSN70B tubs without faucet holes:

- Faucet: part **#4602, 7393 or 7410**
- Free standing bath supplies: part **#4502**
- Leg tub drain: part **#5599E**

Bathtubs now ship with the feet attached and leveled.  
Bathtubs are thoroughly inspected before being shipped.

Color Code **SAP** Smooth Antique Exterior/Polished Interior **AC** Hammered Antique Copper

# Soakers

Cast iron tubs, acrylic tubs, resin tubs, copper tubs, stainless steel tubs

## Copper Tubs

L 70½"  
W 34"  
H 27"

**DISCONTINUED**

Color	Product Number	Feet Finish	Price
AC	COTDSN71-AC-AC	Antique copper	\$8,948

Schedule B

Copper is a living finish and will patina over time. To prevent normal aging of finish, wipe dry after each use. Apply normal wax at least once every 15-20 days.

### Chester 71" Copper Double Slipper Tub

- Hammered antique exterior
- Continuous rolled rim
- 16 gauge metal
- No faucet holes
- Uniquely styled lion paw feet are copper

Gallon capacity: 86 • Shipping weight: 374 lbs.  
Empty weight: 174 lbs. • Filled weight: 892 lbs.

**The following is recommended for COTDSN71 tubs without faucet holes:**

- Faucet: part **#4602, 7393 or 7410**
- Free standing bath supplies: part **#4502**
- Leg tub drain: part **#5599E**

L 71"  
W 32"  
H 33"

**DISCONTINUED**

**Try our Carwyn  
on Page 180**

Color	Product Number	Price
AC	COTDSN71B-AC	\$7,994

Schedule B

Copper is a living finish and will patina over time. To prevent normal aging of finish, wipe dry after each use. Apply normal wax at least once every 15-20 days.

### Colton 71" Copper Double Slipper Tub

- 16 gauge metal
- No faucet holes
- Overflow
- Hammered finish
- Includes base

Gallon capacity: 105 • Shipping weight: 345 lbs.  
Empty weight: 165 lbs. • Filled weight: 1,042 lbs.

**The following is recommended for COTDSN71B tubs without faucet holes:**

- Faucet: part **#4602, 7393 or 7410**
- Free standing bath supplies: part **#4502**
- Leg tub drain: part **#5599E**

Bathtubs now ship with the feet attached and leveled.  
Bathtubs are thoroughly inspected before being shipped.

Color Code **AC** Antique Hammered Copper

## Copper Tubs

L 80"  
W 41 $\frac{1}{4}$ "  
H 28 $\frac{3}{4}$ "

**DISCONTINUED**

### Dorinda 80" Copper Double Slipper Tub

- 16 gauge metal
- Overflow
- Antique copper exterior
- No faucet holes
- Hammered finish
- Nickel interior

Gallon capacity: 113 • Shipping weight: 310 lbs.  
Empty weight: 200 lbs. • Filled weight: 1,144 lbs.

Color	Product Number	Price
CN	COTDSN80B-CN	\$15,971

Schedule B

Copper is a living finish and will patina over time. To prevent normal aging of finish, wipe dry after each use. Apply normal wax at least once every 15-20 days.

**The following is recommended for COTDSN80B tubs without faucet holes:**

- Faucet: part **#4602, 7393 or 7410**
- Free standing bath supplies: part **#4502**
- Leg tub drain: part **#5599E**

L 68"  
W 31"  
H 21 $\frac{1}{2}$ " and 25" (from floor to top of tub)

**DISCONTINUED**

**Try our Galileo  
on Page 184**

### Falkner 68" Copper Double Slipper Mosaic Tub

- Includes base
- 16 gauge metal
- Overflow
- No faucet holes
- Smooth finish
- Inlaid mosaic exterior

Gallon capacity: 55 • Shipping weight: 395 lbs.  
Empty weight: 170 lbs. • Filled weight: 630 lbs.

Color	Product Number	Price
MO	COTDSN68B-MO	\$9,491

Schedule B

Copper is a living finish and will patina over time. To prevent normal aging of finish, wipe dry after each use. Apply normal wax at least once every 15-20 days.

**The following is recommended for COTDSN68B tubs without faucet holes:**

- Faucet: part **#4602, 7393 or 7410**
- Free standing bath supplies: part **#4502**
- Leg tub drain: part **#5599E**

Bathtubs now ship with the feet attached and leveled.  
Bathtubs are thoroughly inspected before being shipped.

Color Code **CN** Hammered Antique Copper/Nickel Interior **MO** Mosaic/Smooth Copper Interior

# Soakers

Cast iron tubs, acrylic tubs, resin tubs, copper tubs, stainless steel tubs

## Copper Tubs

L 71½"  
W 33⅛"  
H 33"

AVAILABLE  
NEW IMAGE COMING SOON

Color	Product Numbr		Price
MN	COTDSN71B-MN	Copper base	\$8,070

Schedule B

Copper is a living finish and will patina over time. To prevent normal aging of finish, wipe dry after each use. Apply normal wax at least once every 15-20 days.

### Galileo 71" Copper Double Slipper Tub

- Includes base
- No faucet holes
- Hammered nickel interior
- 16 Gauge metal
- Mirrored mosaic exterior
- Overflow

Gallon capacity: 97 • Shipping weight: 425 lbs.  
Empty weight: 200 lbs. • Filled weight: 1,010 lbs.

The following is recommended for COTDSN71B tubs without faucet holes:

- Faucet: part #4602, 7393 or 7410
- Free standing bath supplies: part #4502
- Leg tub drain: part #5599E



L 60"  
W 28"  
H 27"

DISCONTINUED

Color	Product Number	Feet Finish	Price
AC	COTDSN60-AC-AC	Copper	\$6,704

Schedule B

Copper is a living finish and will patina over time. To prevent normal aging of finish, wipe dry after each use. Apply normal wax at least once every 15-20 days.

### Garren 60" Copper Double Slipper Tub

- Copper ball & claw feet
- No faucet holes
- 16 gauge metal
- Hammered finish
- Continuous rolled rim
- Overflow

Gallon capacity: 53 • Shipping weight: 240 lbs.  
Empty weight: 130 lbs. • Filled weight: 573 lbs.

The following is recommended for COTDSN60 tubs without faucet holes:

- Faucet: part #4602, 7393 or 7410
- Free standing bath supplies: part #4502
- Leg tub drain: part #5599E

Bathtubs now ship with the feet attached and leveled.  
Bathtubs are thoroughly inspected before being shipped.

Color Code AC Hammerd Antique Copper MN Mosaic/Hammered Nickel Interior

## Copper Tubs

L 66"  
W 31"  
H 28"

**DISCONTINUED**

Color	Product Number	Feet Finish	Price
AC	COTDS7H66-AC-AC	Copper	\$9,262
AC	COTDSN66-AC-AC	Copper	\$9,262

Schedule B

Copper is a living finish and will patina over time. To prevent normal aging of finish, wipe dry after each use. Apply normal wax at least once every 15-20 days.

L 66"  
W 28"  
H 28"

**DISCONTINUED**

Color	Product Number	Feet Finish	Price
AC	COTDSN68-AC-AC	Copper	\$10,332

Schedule B

Copper is a living finish and will patina over time. To prevent normal aging of finish, wipe dry after each use. Apply normal wax at least once every 15-20 days.

### Graham 66" Copper Double Slipper Tub

- Copper ball & claw feet
- 16 gauge metal
- Overflow
- Hammered finish

Gallon capacity: 63 • Shipping weight: 395 lbs.  
Empty weight: 170 lbs. • Filled weight: 696 lbs.

COTDS7H66 tub has 7" centers in tub deck.  
COTDSN66 tub has no faucet holes.

**The following is recommended for COTDS7H66 tubs with deck holes:**

- Rim-mounted faucet: part **#4601 or 7529**
- Straight bath supplies: part **#5577**
- Leg tub drain: part **#5599E**

**The following is recommended for COTDSN66 tubs without faucet holes:**

- Faucet: part **#4602, 7393 or 7410**
- Free standing bath supplies: part **#4502**
- Leg tub drain: part **#5599E**

### Grant 66" Copper Double Slipper Tub

- Copper ball & claw feet
- 16 gauge metal
- Continuous rolled rim
- No faucet holes
- Hammered finish
- Overflow

Gallon capacity: 67 • Shipping weight: 240 lbs.  
Empty weight: 130 lbs. • Filled weight: 690 lbs.

**The following is recommended for COTDSN68 tubs without faucet holes:**

- Faucet: part **#4602, 7393 or 7410**
- Free standing bath supplies: part **#4502**
- Leg tub drain: part **#5599E**

Bathtubs now ship with the feet attached and leveled.  
Bathtubs are thoroughly inspected before being shipped.

Color Code **AC** Antique Hammered Copper

## Copper Tubs

**DISCONTINUED**

L 72"  
W 32½"  
H 29"

Color	Product Number	Feet Finish	Price
AC	COTDS7H72-AC-AC	Copper	\$10,169
AC	COTDSN72-AC-AC	Copper	\$10,169
CN	COTDS7H72-CN-AC	Copper	\$10,606
CN	COTDSN72-CN-AC	Copper	\$10,606

Schedule B

Copper is a living finish and will patina over time. To prevent normal aging of finish, wipe dry after each use. Apply normal wax at least once every 15-20 days.

**DISCONTINUED**

L 66"  
W 31"  
H 31"

Color	Product Number	Feet Finish	Price
AC	COTDSN67WS-AC	Wrought iron stand	\$10,169

Schedule B

Copper is a living finish and will patina over time. To prevent normal aging of finish, wipe dry after each use. Apply normal wax at least once every 15-20 days.

### Greco 72" Copper Double Slipper Tub

- Copper ball & claw feet
- 16 gauge metal
- Overflow
- Hammered finish

Gallon capacity: 70 • Shipping weight: 395 lbs.  
Empty weight: 170 lbs. • Filled weight: 755 lbs.

COTDS7H72 tub has 7" centers in tub deck.  
COTDSN72 tub has no faucet holes.

#### The following is recommended for COTDS7H72 tubs with deck holes:

- Rim-mounted faucet: part **#4601 or 7529**
- Straight bath supplies: part **#5577**
- Leg tub drain: part **#5599E**

#### The following is recommended for COTDSN72 tubs without faucet holes:

- Faucet: part **#4602, 7393 or 7410**
- Free standing bath supplies: part **#4502**
- Leg tub drain: part **#5599E**

### Harlow 66" Copper Double Slipper Tub

- No faucet holes
- Hammered finish
- Decorative wrought iron base
- Overflow
- 16 Gauge metal

Gallon capacity: 69 • Shipping weight: 425 lbs.  
Empty weight: 200 lbs. • Filled weight: 776 lbs.

#### The following is recommended for COTDSN67WS tubs without faucet holes:

- Faucet: part **#4602, 7393 or 7410**
- Free standing bath supplies: part **#4502**
- Leg tub drain: part **#5599E**

Bathtubs now ship with the feet attached and leveled.  
Bathtubs are thoroughly inspected before being shipped.

Color Code **AC** Antique Hammered Copper **CN** Hammered Antique Copper/Nickel Interior



## Copper Tubs

**DISCONTINUED**

L 48½"

W 29"

H 36" and 29" (from floor to top of tub)

Color	Product Number	Feet Finish	Price
CN	COTSN48A-CN-AC	Copper	\$7,043
AC	COTSN48A-AC-AC	Copper	\$7,831

Schedule B

Order **#DRILL-OFF** to have an overflow drilled in an **COTSN48A** tub.  
With overflow drilled, this tub requires drain part **#5599E**.  
Tubs that have been drilled with overflow are "special order" and are not returnable.

Copper is a living finish and will patina over time. To prevent normal aging of finish, wipe dry after each use. Apply normal wax at least once every 15-20 days.

### Kincaid 48" Copper Slipper Tub

- Copper ball and claw feet
- No faucet holes
- No overflow
- Nickel interior
- 16 gauge metal
- Hammered finish

Gallon capacity: 58 • Shipping weight: 310 lbs.  
Empty weight: 85 lbs. • Filled weight: 569 lbs.

**The following is recommended for COTSN48A tubs without faucet holes:**

- Faucet: part **#4602, 7393 or 7410**
- Free standing bath supplies: part **#4502**
- Leg tub drain: part **#5599LT**

**DISCONTINUED**

L 66"

W 31½"

H 21½" and 28" (from floor to top of tub)

Color	Product Number	Feet Finish	Price
SAC	COTS7H67-SAC-AC	Copper	\$8,136

Schedule B

Copper is a living finish and will patina over time. To prevent normal aging of finish, wipe dry after each use. Apply normal wax at least once every 15-20 days.

### Lawford 67" Copper Slipper Tub

- Copper ball and claw feet
- 7" deck holes
- 16 gauge metal
- Smooth antique finish

Gallon capacity: 70 • Shipping weight: 300 lbs.  
Empty weight: 98 lbs. • Filled weight: 708 lbs.

**The following is recommended for COTS7H67 tubs with deck holes:**

- Rim-mounted faucet: part **#4601 or 7529**
- Straight bath supplies: part **#5577**
- Leg tub drain: part **#5599E**

Bathtubs now ship with the feet attached and leveled.  
Bathtubs are thoroughly inspected before being shipped.

Color Code **AC** Antique Hammered Copper **CN** Hammered Antique Copper/Nickel Interior **SAC** Smooth Antique Copper

# Soakers

Cast iron tubs, acrylic tubs, resin tubs, copper tubs,  
stainless steel tubs

## Copper Tubs

L 59"  
W 30½"  
H 24" and 31" (from floor to top of tub)



Color	Product Number		Price
AC	COTSN59B-AC	Copper base	\$10,616
PC	COTSN59B-PC	Copper base	\$10,704

Schedule B

Copper is a living finish and will patina over time. To prevent normal aging of finish, wipe dry after each use. Apply normal wax at least once every 15-20 days.



L 62"  
W 32"  
H 30" (from floor to top of tub)



Color	Product Number	Price
SAC	COTSN62B-AC	\$10,361

Schedule B

Order **#DRILL-OF** to have an overflow drilled in an **COTSN62B** tub.  
With overflow drilled, this tub requires drain part **#5599**.  
Tubs that have been drilled with overflow are "special order" and are not returnable.

Copper is a living finish and will patina over time. To prevent normal aging of finish, wipe dry after each use. Apply normal wax at least once every 15-20 days.

### Lynwood 59" Copper Slipper Tub

- Decorative copper base
- 16 gauge metal
- Smooth rim and base
- No faucet holes
- Continuous rolled rim

Gallon capacity: 50 • Shipping weight: 325 lbs.  
Empty weight: 100 lbs. • Filled weight: 518 lbs.

**The following is recommended for COTSN59B tubs without faucet holes:**

- Faucet: part **#4602, 7393 or 7410**
- Free standing bath supplies: part **#4502**
- Leg tub drain: part **#5599E**

### Leora 62" Copper Slipper Tub on Base

- Hammered antique finish
- Embossed copper base
- No faucet holes
- No overflow

Gallon capacity: 66 • Shipping weight: 244 lbs.  
Empty weight: 124 lbs. • Filled weight: 675lbs.

**The following is recommended for COTSN62B tubs without faucet holes:**

- Faucet: part **#4602**
- Rigid, freestanding supplies: part **#4502**
- Leg tub drain: part **#5599LT**

Bathtubs now ship with the feet attached and leveled.  
Bathtubs are thoroughly inspected before being shipped.

Color Code **AC** Hammered Antique Copper **PC** Polished Copper **SAC** Smooth Antique Copper

## Copper Tubs

**DISCONTINUED**

L 67"

W 27½"

H 28¾" (from floor to top of tub)

Color	Product Number	Price
<b>SAC</b>	COTSN67B-SAC	\$13,172

Schedule B

Order **#DRILL-OF** to have an overflow drilled in an **COTSN67B** tub.  
With overflow drilled, this tub requires drain part **#5599PD**.  
Tubs that have been drilled with overflow are "special order" and are not returnable.

Copper is a living finish and will patina over time. To prevent normal aging of finish, wipe dry after each use. Apply normal wax at least once every 15-20 days.

**DISCONTINUED**

L 67"

W 27"

H 23" and 32" (from floor to top of tub)

Color	Product Number	Price
<b>AC</b>	COTSN67BH-AC	\$6,678

Schedule B

Order **#DRILL-OF** to have an overflow drilled in an **COTSN67BH** tub.  
With overflow drilled, this tub requires drain part **#5599PD**.  
Tubs that have been drilled with overflow are "special order" and are not returnable.

Copper is a living finish and will patina over time. To prevent normal aging of finish, wipe dry after each use. Apply normal wax at least once every 15-20 days.

### Maya 67" Copper Slipper Tub on Base

- Smooth antique finish
- No faucet holes
- No overflow

Gallon capacity: 66 • Shipping weight: 244 lbs.  
Empty weight: 124 lbs. • Filled weight: 675lbs.

**The following is recommended for COTSN67B tubs without faucet holes:**

- Faucet: part **#4602**
- Rigid, freestanding supplies: part **#4502**
- Leg tub drain: part **#5599LT**

### Mazie 67" Copper Slipper Tub

- Hammered antique finish
- No overflow
- 16 gauge metal
- No faucet holes

Gallon capacity: 109 • Shipping weight: 310 lbs.  
Empty weight: 200 lbs. • Filled weight: 1,110 lbs.

**The following is recommended for COTSN67BH tubs with deck holes:**

- Rim-mounted faucet: part **#46021 or 4604**
- Rigid, freestanding supplies: part **#4502-PL**
- Leg tub drain: part **#5599LT**

Bathtubs now ship with the feet attached and leveled.  
Bathtubs are thoroughly inspected before being shipped.

Color Code **AC** Antique Hammered Copper **SAC** Smooth Antique Copper

# Soakers

Cast iron tubs, acrylic tubs, resin tubs, copper tubs,  
stainless steel tubs

## Copper Tubs

**DISCONTINUED**

L 72¼"

W 36"

H 25½" and 34" (from floor to top of tub)

Color	Product Number	Feet Finish	Price
AP	COTSN73JF-AP-AC	Copper	\$11,851

Schedule B

Order **#DRILL-OF** to have an overflow drilled in an **COTSN73JF** tub.  
With overflow drilled, this tub requires drain part **#5599PD**.  
Tubs that have been drilled with overflow are "special order" and are not returnable.

Copper is a living finish and will patina over time. To prevent normal aging of finish, wipe dry after each use. Apply normal wax at least once every 15-20 days.

**DISCONTINUED**

L 53¼"

W 29"

H 20¼" and 30½" (from floor to top of tub)

Color	Product Number	Feet Finish	Price
CN	COTSN54-CN-AC	Copper	\$9,809

Schedule B

Copper is a living finish and will patina over time. To prevent normal aging of finish, wipe dry after each use. Apply normal wax at least once every 15-20 days.

### Naples 72" Copper Slipper Tub

- Exquisitely crafted copper feet
- 16 gauge metal
- Bright copper interior
- No overflow
- No faucet holes

Gallon capacity: 61 • Shipping weight: 350 lbs.  
Empty weight: 150 lbs. • Filled weight: 660 lbs.

**The following is recommended for COTSN73JF tubs with no faucet holes and no overflow:**

- Faucet: part **#4602, 7393 or 7410**
- Free standing bath supplies: part **#4502**
- Leg tub drain: part **#5599LT**

### Oakley 54" Copper Slipper Tub

- Copper ball & claw feet
- Flat rim at drain end
- Nickel plated interior
- No faucet holes
- Overflow
- 16 gauge metal

Gallon capacity: 42 • Shipping weight: 425 lbs.  
Empty weight: 200 lbs. • Filled weight: 551 lbs.

**The following is recommended for COTSN54 tubs without faucet holes:**

- Faucet: part **#4602, 7393 or 7410**
- Free standing bath supplies: part **#4502**
- Leg tub drain: part **#5599PD**

Bathtubs now ship with the feet attached and leveled.  
Bathtubs are thoroughly inspected before being shipped.

Color Code **AP** Hammered Antique Copper/Polished Copper Interior **CN** Hammered Antique Copper/Nickel Interior

## Copper Tubs

**DISCONTINUED**

L 54<sup>3</sup>/<sub>4</sub>"

W 29"

H 20<sup>1</sup>/<sub>4</sub>" and 30<sup>1</sup>/<sub>2</sub>" (from floor to top of tub)



Color	Product Number	Feet Finish	Price
<b>SAC</b>	COTSN55-SAC-AC	Copper	\$9,295

Schedule B

Copper is a living finish and will patina over time. To prevent normal aging of finish, wipe dry after each use. Apply normal wax at least once every 15-20 days.

### Oreana 55" Copper Slipper Tub

- Copper ball & claw feet
- 16 gauge metal
- Continuous rolled rim
- No faucet holes
- Overflow

Gallon capacity: 44 • Shipping weight: 425 lbs.  
Empty weight: 200 lbs. • Filled weight: 567 lbs.

**The following is recommended for COTSN55 tubs without faucet holes:**

- Faucet: part **#4602, 7393 or 7410**
- Free standing bath supplies: part **#4502**
- Leg tub drain: part **#5599PD**

**DISCONTINUED**

L 59"

W 30"

H 21<sup>1</sup>/<sub>2</sub>" and 30<sup>1</sup>/<sub>2</sub>" (from floor to top of tub)



Color	Product Number	Feet Finish	Price
<b>SAC</b>	COTSN59-SAC-AC	Copper	\$9,283
<b>CN</b>	COTSN59-CN-AC	Copper	\$9,295

Schedule B

CN finish has flat rim at drain end. SAC finish has continuous rolled rim.

Copper is a living finish and will patina over time. To prevent normal aging of finish, wipe dry after each use. Apply normal wax at least once every 15-20 days.

### Othello 59" Copper Slipper Tub

- Copper ball & claw feet
- 16 gauge metal
- No faucet holes
- Overflow

Gallon capacity: 45 • Shipping weight: 425 lbs.  
Empty weight: 200 lbs. • Filled weight: 576 lbs.

**The following is recommended for COTSN59 tubs without faucet holes:**

- Faucet: part **#4602, 7393 or 7410**
- Free standing bath supplies: part **#4502**
- Leg tub drain: part **#5599PD**

Bathtubs now ship with the feet attached and leveled.  
Bathtubs are thoroughly inspected before being shipped.

Color Code **CN** Hammered Antique Copper/Nickel Interior **SAC** Smooth Antique Copper

# Soakers

Cast iron tubs, acrylic tubs, resin tubs, copper tubs, stainless steel tubs

## Copper Tubs



L 31½"

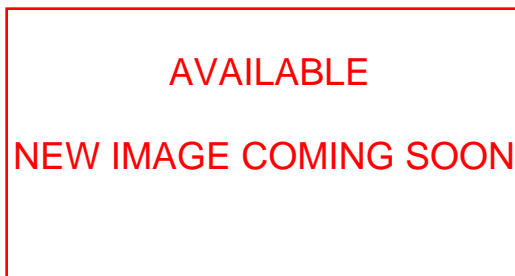
W 18¼"

H 14" (from floor to top of tub)

Color	Product Number	Feet Finish	Price
AC	COTDRN31-AC-AC	Copper	\$760

Schedule B

Copper is a living finish and will patina over time. To prevent normal aging of finish, wipe dry after each use. Apply normal wax at least once every 15-20 days.



L 61"

W 30½"

H 25¾"

Color	Product Number	Feet Finish	Price
CN	<del>COTDR7H61K-CN</del>	<del>Copper base</del>	<del>\$9,720</del>
AC	COTDRN61K-AC	Copper base	\$8,027

Schedule B

Copper is a living finish and will patina over time. To prevent normal aging of finish, wipe dry after each use. Apply normal wax at least once every 15-20 days.

### Picasso 31" Copper Double Roll Top Tub

- Copper ball & claw feet
- 16 gauge metal
- Continuous rolled rim
- No faucet holes
- No overflow

Gallon capacity: 11 • Shipping weight: 100 lbs.  
Empty weight: 50 lbs. • Filled weight: 142 lbs.

The following is recommended for COTDRN31 tubs with no faucet holes and no overflow:

- Faucet: part #4602, 7393 or 7410
- Free standing bath supplies: part #4502
- Leg tub drain: part #5599LT

### Reedley 61" Copper Double Roll Top Tub

- Includes base
- 16 gauge metal
- Overflow
- Hammered finish

Gallon capacity: 65 • Shipping weight: 325 lbs.  
Empty weight: 100 lbs. • Filled weight: 643 lbs.

COTDR7H61K tub has 7" centers in tub deck.  
COTDRN61K tub has no faucet holes and continuous rolled rim.

The following is recommended for COTDR7H61K tubs with deck holes:

- Rim-mounted faucet: part #4601 or 7529
- Straight bath supplies: part #5577
- Leg tub drain: part #5599E

The following is recommended for COTDRN61K tubs without faucet holes:

- Faucet: part #4602, 7393 or 7410
- Free standing bath supplies: part #4502
- Leg tub drain: part #5599E

Bathtubs now ship with the feet attached and leveled.  
Bathtubs are thoroughly inspected before being shipped.

Color Code **AC** Antique Hammered Copper **CN** Hammered Antique Copper/Nickel Interior

## Copper Tubs

**DISCONTINUED**

L 70½"

W 31½"

H 26½" (from floor to top of tub)

Color	Product Number	Feet Finish	Price
CN	COTDR72FB-CN	Wrought iron base	\$7,709

Schedule B

Copper is a living finish and will patina over time. To prevent normal aging of finish, wipe dry after each use. Apply normal wax at least once every 15-20 days.

**AVAILABLE**

**NEW IMAGE COMING SOON**

L 77"

W 41"

H 24" (from floor to top of tub)

Color	Product Number	Feet Finish	Price
AC	COTDRN75B-AC	Copper base	\$11,742

Schedule B

Order **#DRILL-OF** to have an overflow drilled in an **COTDRN75B** tub.  
With overflow drilled, this tub requires drain part **#5599PD**.  
Tubs that have been drilled with overflow are "special order" and are not returnable.

Copper is a living finish and will patina over time. To prevent normal aging of finish, wipe dry after each use. Apply normal wax at least once every 15-20 days.

### Scarlett 71" Copper Double Roll Top Tub

- Smooth interior & exterior
- Continuous rolled rim
- 16 gauge metal
- Hand painted flowers embellish wrought iron stand
- No faucet holes
- No overflow
- Nickel interior

Gallon capacity: 102 • Shipping weight: 280 lbs.  
Empty weight: 170 lbs. • Filled weight: 1,022 lbs.

**The following is recommended for COTDR72FB tubs without faucet holes:**

- Faucet: part **#4602, 7393 or 7410**
- Free standing bath supplies: part **#4502**
- Leg tub drain: part **#5599LT**

### Somerset 77" Copper Double Roll Top Tub

- Copper base included
- Extra bathing width
- Smooth rim and base
- Hammered interior and exterior
- No faucet holes
- 16 gauge metal
- No overflow

Gallon capacity: 158 • Shipping weight: 325 lbs.  
Empty weight: 100 lbs. • Filled weight: 1,420 lbs.

**The following is recommended for COTDRN75B tubs with no faucet holes and no overflow:**

- Faucet: part **#4602, 7393 or 7410**
- Free standing bath supplies: part **#4502**
- Leg tub drain: part **#5599LT**

Bathtubs now ship with the feet attached and leveled.  
Bathtubs are thoroughly inspected before being shipped.

Color Code **AC** Antique Hammered Copper **CN** Hammered Antique Copper/Nickel Interior

## Copper Tubs



L 57<sup>3</sup>/<sub>4</sub>"

W 32<sup>1</sup>/<sub>4</sub>"

H 23" (from floor to top)

**DISCONTINUED**

### Tamal 58" Copper Freestanding Tub

- Copper base included
- Curliques adorn base
- Hammered interior and exterior
- No faucet holes
- No overflow

Gallon capacity: 86 • Shipping weight: 300 lbs.  
Empty weight: 88 lbs. • Filled weight: 1,018 lbs.

**The following is recommended for COTOVN58B tubs with no faucet holes and no overflow:**

- Faucet: part **#4602, 7393 or 7410**
- Free standing bath supplies: part **#4502**
- Leg tub drain: part **#5599LT**

Color	Product Number	Feet Finish	Price
AC	COTOVN58B-AC	Copper base	\$10,500

Schedule B

Order **#DRILL-OF** to have an overflow drilled in an **COTOVN58B** tub.

With overflow drilled, this tub requires drain part **#5599**.

Tubs that have been drilled with overflow are "special order" and are not returnable.

Copper is a living finish and will patina over time. To prevent normal aging of finish, wipe dry after each use. Apply normal wax at least once every 15-20 days.

Bathtubs now ship with the feet attached and leveled.  
Bathtubs are thoroughly inspected before being shipped.

Color Code **AC** Hammered Antique Copper



## Copper Tubs

**DISCONTINUED**

L 66"

W 32"

H 24"

Color	Product Number	Price
AC	COTOVN66-AC	\$12,424
AC	COTOV7H66-AC	\$12,424

Schedule B

Order **#DRILL-OF** to have an overflow drilled in an **COTOVN66** or **COTOV7H66** tub.  
With overflow drilled, this tub requires drain part **#5599PD**.  
Tubs that have been drilled with overflow are "special order" and are not returnable.

Copper is a living finish and will patina over time. To prevent normal aging of finish, wipe dry after each use. Apply normal wax at least once every 15-20 days.

**DISCONTINUED**

L 72¼"

W 33¾"

H 25" (from floor to top of tub)

Color	Product Number	Price
AC	COTOVN72-AC	\$13,644
AC	COTOV7H72-AC	\$13,644

Schedule B

Order **#DRILL-OF** to have an overflow drilled in an **COTOVN72** or **COTOV7H72** tub.  
With overflow drilled, this tub requires drain part **#5599PD**.  
Tubs that have been drilled with overflow are "special order" and are not returnable.

Copper is a living finish and will patina over time. To prevent normal aging of finish, wipe dry after each use. Apply normal wax at least once every 15-20 days.

Color Code **AC** Hammered Antique Copper

### Tulin 66" Copper Soaking Tub

- Hammered antique finish • 16 gauge metal
- No overflow • Rim is 3½" wide

Gallon capacity: 70 • Shipping weight: 327 lbs.  
Empty weight: 217 lbs. • Filled weight: 802 lbs.

**The following is recommended for COTOV7H66 tubs with deck holes and no overflow:**

- Rim-mounted faucet: part **#4601** or **7529**
- Requires flexible bath supplies
- Leg tub drain: part **#5599LT**

**The following is recommended for COTOVN66 tubs without faucet holes or overflow:**

- Faucet: part **#4602**, **7393** or **7410**
- Rigid, freestanding supplies: part **#4502**
- Leg tub drain: part **#5599LT**

### Vista 72" Copper Soaking Tub

- Hammered antique finish • 16 gauge metal
- No overflow • Rim is 3½" wide

Gallon capacity: 86 • Shipping weight: 355 lbs.  
Empty weight: 245 lbs. • Filled weight: 963 lbs.

**The following is recommended for COTOV7H72 tubs with deck holes and no overflow:**

- Rim-mounted faucet: part **#4601** or **7529**
- Requires flexible bath supplies
- Leg tub drain: part **#5599LT**

**The following is recommended for COTOVN72 tubs without faucet holes or overflow:**

- Faucet: part **#4602**, **7393** or **7410**
- Rigid, freestanding supplies: part **#4502**
- Leg tub drain: part **#5599LT**

Bathtubs now ship with the feet attached and leveled.  
Bathtubs are thoroughly inspected before being shipped.

# Soakers

Cast iron tubs, acrylic tubs, resin tubs, copper tubs,  
stainless steel tubs

## Copper Tubs

DISCONTINUED

L 72¼"

W 32¼"

H 24" (from floor to top of tub)

Color	Product Number	Price
AC	COTOVN73-AC	\$14,009
AC	COTOV7H73-AC	\$14,009

Schedule B

Order **#DRILL-OFF** to have an overflow drilled in an **COTOVN73** or **COTOV7H73** tub. With overflow drilled, this tub requires drain part **#5599PD**. To have your tub insulated for heat retention order **#TUB INSULATION** for \$400. Tubs that have been drilled with overflow or insulated are "special order" and are not returnable.

Copper is a living finish and will patina over time. To prevent normal aging of finish, wipe dry after each use. Apply normal wax at least once every 15-20 days.

DISCONTINUED

L 65"

W 30"

H 25"

Color	Product Number	Price
AC	COTHGN65-AC	\$13,258

Schedule B

Order **#DRILL-OFF** to have an overflow drilled in an **COTHGN65** tub. With overflow drilled, this tub requires drain part **#5599PD**. Tubs that have been drilled with overflow are "special order" and are not returnable.

Copper is a living finish and will patina over time. To prevent normal aging of finish, wipe dry after each use. Apply normal wax at least once every 15-20 days.

### Visby 73" Copper Soaking Tub

- Hammered antique finish • 16 gauge metal
- No overflow

Gallon capacity: 79 • Shipping weight: 343 lbs.  
Empty weight: 258 lbs. • Filled weight: 918 lbs.

**The following is recommended for COTOV7H73 tubs with deck holes and no overflow:**

- Rim-mounted faucet: part **#4601** or **7529**
- Requires flexible bath supplies
- Leg tub drain: part **#5599LT**

**The following is recommended for COTOVN73 tubs without faucet holes or overflow:**

- Faucet: part **#4602**, **7393** or **7410**
- Rigid, freestanding supplies: part **#4502**
- Leg tub drain: part **#5599LT**

### Volare 65" Copper Hourglass Tub

- Hammered antique finish • No faucet holes
- Floral trim • 16 gauge metal
- No overflow

Gallon capacity: 91 • Shipping weight: 319 lbs.  
Empty weight: 209 lbs. • Filled weight: 969 lbs.

**The following is recommended for COTHGN65 tubs with no faucet holes and no overflow:**

- Faucet: part **#4602**, **7393** or **7410**
- Free standing bath supplies, Part **#4502**
- Leg tub drain: part **#5599LT**

Bathtubs now ship with the feet attached and leveled.  
Bathtubs are thoroughly inspected before being shipped.

Color Code **AC** Hammered Antique Copper

## Copper Tubs

DISCONTINUED

L 40"

W 37"

H 32"

Color	Product Number	Price
AC	COTRNDN40-SAC	\$10,687

Schedule B

Order **#DRILL-OFF** to have an overflow drilled in an **COTRNDN40** tub.  
With overflow drilled, this tub requires drain part **#5599PD**.  
Tubs that have been drilled with overflow are "special order" and are not returnable.

Copper is a living finish and will patina over time. To prevent normal aging of finish, wipe dry after each use. Apply normal wax at least once every 15-20 days.

### Vossey 40" Copper Soaking Tub

- Smooth antique finish
- Flat rim
- No overflow
- No faucet holes
- 16 gauge metal

Gallon capacity: 55 • Shipping weight: 230 lbs.  
Empty weight: 120 lbs. • Filled weight: 579 lbs.

The following is recommended for COTRNDN40 tubs with no faucet holes and no overflow:

- Faucet: part **#4602, 7393 or 7410**
- Free standing bath supplies: part **#4502**
- Leg tub drain: part **#5599LT**

DISCONTINUED

L 41"

W 37½"

H 32½"

Color	Product Number	Price
AC	COTRNDN41-SAC	\$9,858

Schedule B

Order **#DRILL-OFF** to have an overflow drilled in an **COTRNDN41** tub.  
With overflow drilled, this tub requires drain part **#5599PD**.  
Tubs that have been drilled with overflow are "special order" and are not returnable.

Copper is a living finish and will patina over time. To prevent normal aging of finish, wipe dry after each use. Apply normal wax at least once every 15-20 days.

### Wanda 41" Round Copper Soaking Tub

- Smooth antique finish
- Flat rim
- Integral seat
- No faucet holes
- 16 gauge metal
- No overflow

Gallon capacity: 62 • Shipping weight: 207 lbs.  
Empty weight: 97 lbs. • Filled weight: 615 lbs.

The following is recommended for COTRNDN41 tubs with no faucet holes and no overflow:

- Faucet: part **#4602, 7393 or 7410**
- Free standing bath supplies: part **#4502**
- Leg tub drain: part **#5599LT**

Bathtubs now ship with the feet attached and leveled.  
Bathtubs are thoroughly inspected before being shipped.

Color Code **AC** Hammered Antique Copper

# Soakers

Cast iron tubs, acrylic tubs, resin tubs, copper tubs,  
stainless steel tubs

## Copper Tubs

L 65"  
W 33"  
H 24"

**DISCONTINUED**

### Wilmott 65" Rectangular Copper Tub

- Hammered antique finish
- No overflow
- 16 gauge metal
- Ball and claw feet are copper
- No faucet holes

Gallon capacity: 82 • Shipping weight: 350 lbs.  
Empty weight: 150 lbs. • Filled weight: 835 lbs.

Color	Product Number	Price
AC	COTREC65-AC-AC	\$9,437

Schedule B

Copper is a living finish and will patina over time. To prevent normal aging of finish, wipe dry after each use. Apply normal wax at least once every 15-20 days.

The following is recommended for COTREC65 tubs without faucet holes:

- Faucet: part #4602, 7393 or 7410
- Free standing bath supplies: part #4502
- Leg tub drain: part #5599LT



L 72"  
W 32"  
H 32"

**DISCONTINUED**

### Wescott 72" Rectangular Copper Tub

- Hammered antique finish
- No overflow
- No faucet holes
- 16 gauge metal

Gallon capacity: 95 • Shipping weight: 375 lbs.  
Empty weight: 270 lbs. • Filled weight: 1,063 lbs.

Color	Product Number	Price
AC	COTREC72F-AC	\$13,054

Schedule B

Order #DRILL-OFF to have an overflow drilled in an COTREC72F tub.  
With overflow drilled, this tub requires drain part #5599PD.  
To have your tub insulated for heat retention order #TUB INSULATION for \$400.  
Tubs that have been drilled with overflow or insulated are "special order" and are not returnable.

The following is recommended for COTREC72F tubs without faucet holes:

- Faucet: part #4602, 7393 or 7410
- Free standing bath supplies: part #4502
- Leg tub drain: part #5599LT

Copper is a living finish and will patina over time. To prevent normal aging of finish, wipe dry after each use. Apply normal wax at least once every 15-20 days.

Bathtubs now ship with the feet attached and leveled.  
Bathtubs are thoroughly inspected before being shipped.

Color Code **AC** Hammerd Antique Copper

## Copper Tubs

L 14 $\frac{1}{8}$ "  
W 16 $\frac{3}{8}$ "  
H 13 $\frac{1}{8}$ "

AVAILABLE  
NEW IMAGE COMING SOON

Color	Product Number	Price
AC	COSTP-SQ-AC	\$ 727

Schedule B

### Hammered Copper Steps

- 16 gauge metal
- Hammered finish

L 20 $\frac{1}{2}$ "  
W 19 $\frac{1}{2}$ "  
H 13"

DISCONTINUED

Color	Product Number	Price
AC	COSTP-RND-AC	\$ 759

Schedule B

### Round Copper Steps

- 16 gauge metal
- Hammered finish

Bathtubs now ship with the feet attached and leveled.  
Bathtubs are thoroughly inspected before being shipped.

Color Code **AC** Hammered Antique Copper

## Stainless Steel Tubs



L 63"  
W 28"  
H 20"

**DISCONTINUED**

### Lancer 63" Oval Stainless Steel Tub

- Brushed stainless finish
- No overflow
- No faucet holes
- 16 gauge metal

Gallon capacity: 56 • Shipping weight: 375 lbs.  
Empty weight: 145 lbs. • Filled weight: 613 lbs.

Color	Product Number	Price
SB	SSTOVN63-SB	\$ 9,040

Schedule B

Order **#DRILL-OF** to have an overflow drilled in an **SSTOVN63** tub.  
With overflow drilled, this tub requires drain part **#5599PD**.  
Tubs that have been drilled with overflow are "special order" and are not returnable.

Stainless steel tubs are handmade, making each tub unique.

The following is recommended for **SSTOVN63** tubs without faucet holes:

- Faucet: part **#7901, 7922 or 7934**
- Leg tub drain: part **#5599LT**



L 69"  
W 35"  
H 23"

**DISCONTINUED**

### Nash 69" Oval Stainless Steel Tub

- Brushed stainless finish
- No overflow
- No faucet holes
- 16 gauge metal

Gallon capacity: 87 • Shipping weight: 282 lbs.  
Empty weight: 172 lbs. • Filled weight: 899 lbs.

Color	Product Number	Price
SB	SSTOVN69-BE	\$11,280

Schedule B

Order **#DRILL-OF** to have an overflow drilled in an **SSTOVN69** tub.  
With overflow drilled, this tub requires drain part **#5599PD**.  
Tubs that have been drilled with overflow are "special order" and are not returnable.

Stainless steel tubs are handmade, making each tub unique.

The following is recommended for **SSTOVN69** tubs without faucet holes:

- Faucet: part **#7901, 7922 or 7934**
- Leg tub drain: part **#5599LT**

Color Code **SB** Brushed Stainless

## Stainless Steel Tubs



L 72"  
W 32"  
H 29"

**DISCONTINUED**

Color	Product Number	Price
SB	SSTREC72-SB	\$7,236

Schedule B

Order **#DRILL-OFF** to have an overflow drilled in an **SSTREC72** tub.  
With overflow drilled, this tub requires drain part **#5599PD**.  
Tubs that have been drilled with overflow are "special order" and are not returnable.

Stainless steel tubs are handmade, making each tub unique.

### Puma 72" Rectangular Stainless Steel Tub

- Brushed stainless finish
- No overflow
- No faucet holes
- 16 gauge metal

Gallon capacity: 93 • Shipping weight: 300 lbs.  
Empty weight: 190 lbs. • Filled weight: 967 lbs.

**The following is recommended for SSTREC72 tubs without faucet holes:**

- Faucet: part **#7901, 7922 or 7934**
- Leg tub drain: part **#5599LT**



L 72"  
W 32"  
H 22"

**DISCONTINUED**

Color	Product Number	Price
SB	SSTREC72U-SB	\$9,055

Schedule B

Order **#DRILL-OFF** to have an overflow drilled in an **SSTREC72U** tub.  
With overflow drilled, this tub requires drain part **#5599PD**.  
Tubs that have been drilled with overflow are "special order" and are not returnable.

Stainless steel tubs are handmade, making each tub unique.

### Rogue 72" Rectangular Stainless Steel Tub

- 16 gauge metal
- No overflow
- Brushed stainless finish

Gallon capacity: 83 • Shipping weight: 210 lbs.  
Empty weight: 100 lbs. • Filled weight: 793 lbs.

**The following is recommended for SSTREC72U tubs without faucet holes:**

- Faucet: part **#7918, 7936 or 7938**
- Leg tub drain: part **#5599LT**

Color Code **SB** Brushed Stainless

## Barclay Soaker Tub Freight Program



**Barclay Has Simplified the Delivery of Your Soaker Tub**

**NO** Delivery Charge

For any tub purchased from Barclay Products  
to any destination in the **Continental United States.\***

**Commercial Only**

\*Alaska and Hawaii are excluded.



## Tub Fillers with Diverters for Cast Iron Tubs

3 $\frac{3}{8}$ " centers

$\frac{1}{4}$  turn ceramic disc cartridges

Flow rate 3.68 GPM



### Tub Filler with Diverter Filler

- Code gooseneck spout

Finish	Product Number	Handles	Price
CP	4001-PL-CP	Porcelain lever	\$316

Schedule C

Cast Iron tub use only. For acrylic tub use buy: part **#4000**

To be used with shower riser: part **#196R** and a shower rod.

To be used with double offset bath supplies: part **#5576**.

3 $\frac{3}{8}$ " centers • 62" riser

$\frac{1}{4}$  turn ceramic disc cartridges

Flow rate 3.34 GPM



### Tub Filler with Diverter

- Code gooseneck spout
- Plastic shower head

Finish	Product Number	Handles	Price
CP	4013-PL-CP	Porcelain lever	\$390

Schedule C

Cast Iron tub use only. For acrylic tub use buy: part **#4012**

To be used with double offset bath supplies: part **#5576**.

3 $\frac{3}{8}$ " centers

$\frac{1}{4}$  turn ceramic disc cartridges

59" hose • 60" riser

Flow rate 3.68 GPM

Flow rate handshower 2.5 GPM



### Tub Filler with Diverter and Hand Shower

- Code gooseneck spout
- Hand-held shower and cradle
- 6" wall support

Finish	Product Number	Handles	Price
CP	4023-PL-CP	Porcelain lever	\$723
SN	4023-PL-BN	Porcelain lever	\$801

Schedule C

Cast iron tub use only. For acrylic tub use buy: part **#4024**

Shower head not included.

To be used with double offset bath supplies: part **#5576**.

Finish Code **CP** Polished Chrome **SN** Brushed Nickel

# Fillers & Supplies

Fillers, hand-held showers, parts,  
supplies and accessories

## Tub Fillers with Diverters for Cast Iron Tubs



3 $\frac{3}{8}$ " centers • 62" riser  
¼ turn ceramic disc cartridges  
Flow rate 3.34 GPM  
Flow rate showerhead 2.5 GPM



### Tub Filler with Diverter

- Old style spigot
- Solid brass adjustable shower head

Finish	Product Number	Handles	Price
CP	4030-PL-CP	Porcelain lever	\$436

Schedule C

Cast Iron tub use only. For acrylic tub use buy: part **#4010**  
To be used with double offset bath supplies: part **#5576**.



3 $\frac{3}{8}$ " centers • 62" riser  
¼ turn ceramic disc cartridges  
Flow rate 3.34 GPM  
Flow rate showerhead 2.44 GPM



### Tub Filler with Diverter

- Old style spigot
- Sunflower shower head

Finish	Product Number	Handles	Price
CP	4031-PL-CP	Porcelain lever	\$650

Schedule C

Cast Iron tub use only. For acrylic tub use buy: part **#4011**  
To be used with double offset bath supplies: part **#5576**.



3 $\frac{3}{8}$ " centers • F ¾" riser connection  
¼ turn ceramic disc cartridges  
Flow rate 3.34 GPM

### Tub Diverter Bathcock

- Old style spigot

Finish	Product Number	Handles	Price
CP	4072-PL-CP	Porcelain lever	\$299

Schedule C

Riser cap not available.  
Cast Iron tub use only. For acrylic tub use buy: part **#4073**  
To be used with double offset bath supplies: part **#5576**.

Finish Code **CP** Polished Chrome

## Tub Fillers with Diverters for Acrylic Tubs



3 $\frac{3}{8}$ " centers  
¼ turn ceramic disc cartridges  
Flow rate 3.69 GPM



3 $\frac{3}{8}$ " centers • 62" riser  
¼ turn ceramic disc cartridges  
Flow rate 3.34 GPM  
Flow rate showerhead 2.5 GPM



### Tub Filler with Diverter

- Code gooseneck spout
- Riser sold separately

Finish	Product Number	Handles	Price
BP	4000-PL-PB	Porcelain lever	\$334
CP	4000-PL-CP	Porcelain lever	\$316
SN	4000-PL-SN	Porcelain lever	\$340
ORB	4000-PL-ORB	Porcelain lever	\$425

Schedule C

Acrylic tub use only. For cast iron tub use buy: part **#4001**  
To be used with shower riser: part **#196R** and a shower rod.  
To be used with double offset bath supplies: part **#5576**.

### Tub Filler with Diverter

- Code gooseneck spout
- Plastic shower head

Finish	Product Number	Handles	Price
BP	4012-PL-PB	Porcelain lever	\$494
CP	4012-PL-CP	Porcelain lever	\$390

Schedule C

Acrylic tub use only. For cast iron tub use buy: part **#4013**  
To be used with double offset bath supplies: part **#5576**.

### Tub Filler with Diverter and Hand Shower

- Code gooseneck spout
- Hand-held shower and cradle
- 6" wall support

Finish	Product Number	Handles	Price
BP	4024-PL-PB	Porcelain lever	\$801
CP	4024-PL-CP	Porcelain lever	\$723
PN	4024-PL-PN	Porcelain lever	\$801
SN	4024-PL-SN	Porcelain lever	\$801
ORB	4024-PL-ORB	Porcelain lever	\$801

Schedule C

Shower head not included.  
Acrylic tub use only. For cast iron tub use buy: part **#4023**  
To be used with double offset bath supplies: part **#5576**.



3 $\frac{3}{8}$ " centers  
59" hose • 60" riser  
¼ turn ceramic disc cartridges  
Flow rate 3.68 GPM  
Flow rate handshower 2.5 GPM

Finish Code **BP** Polished Brass **CP** Polished Chrome **PN** Polished Nickel **ORB** Oil Rubbed Bronze **SN** Brushed Nickel

# Fillers & Supplies

Fillers, hand-held showers, parts,  
supplies and accessories

## Tub Fillers with Diverter for Acrylic Tubs



3 3/8" centers • F 3/8" riser connection  
1/4 turn ceramic disc cartridges  
Flow rate 3.34 GPM

### Tub Filler with Diverter

- Old style spigot

Finish	Product Number	Handles	Price
BP	4073-PL-PB	Porcelain lever	\$358
CP	4073-PL-CP	Porcelain lever	\$299
ORB	4073-PL-ORB	Porcelain lever	\$398
PN	4073-PL-PN	Porcelain lever	\$365
SN	4073-PL-SN	Porcelain lever	\$354

Schedule C

Riser cap not available.

Acrylic tub use only. For cast iron tub use buy: part **#4072**

To be used with double offset bath supplies: part **#5576**.



3 3/8" centers • 62" riser  
1/4 turn ceramic disc cartridges  
Flow rate 3.34 GPM  
Flow rate showerhead 2.5 GPM



### Tub Filler with Diverter

- Old style spigot
- Solid brass adjustable shower head

Finish	Product Number	Handles	Price
BP	4010-PL-PB	Porcelain lever	\$557
CP	4010-PL-CP	Porcelain lever	\$436
ORB	4010-PL-ORB	Porcelain lever	\$584
SN	4010-PL-SN	Porcelain lever	\$478

Schedule C

Acrylic tub use only. For cast iron tub use buy: part **#4030**

To be used with double offset bath supplies: part **#5576**.



3 3/8" centers • 62" riser  
1/4 turn ceramic disc cartridges  
Flow rate 3.34 GPM  
Flow rate showerhead 2.44 GPM



### Tub Filler with Diverter

- Old style spigot
- Sunflower shower head

Finish	Product Number	Handles	Price
BP	4011-PL-PB	Porcelain lever	\$650
CP	4011-PL-CP	Porcelain lever	\$650
ORB	4011-PL-ORB	Porcelain lever	\$737
PN	4011-PL-PN	Porcelain lever	\$690
SN	4011-PL-SN	Porcelain lever	\$690

Schedule C

Acrylic tub use only. For cast iron tub use buy: part **#4031**

To be used with double offset bath supplies: part **#5576**.

Finish Code **BP** Polished Brass **CP** Polished Chrome **ORB** Oil Rubbed Bronze **PN** Polished Nickel **SN** Brushed Nickel

## Tub Wall-Mounted Fillers



3 3/8" centers • Compression stems  
Flow rate 3.84 GPM

### Tub Wall-Mounted Filler

- Ceramic "hot" and "cold" buttons

Finish	Product Number	Handles	Price
<b>BP</b>	4050-MC-PB	Metal cross	\$143
<b>CP</b>	4050-MC-CP	Metal cross	\$143
<b>PN</b>	4050-MC-PN	Metal cross	\$161
<b>SN</b>	4050-MC-SN	Metal cross	\$156

Schedule C

To be used with double offset bath supplies: part **#5576**.

### Tub Wall-Mounted Filler



3 3/8" centers  
1/4 turn ceramic disc cartridges  
Flow rate 3.6 GPM


Finish	Product Number	Handles	Price
<b>BP</b>	4051-PL-PB	Porcelain lever	\$241
<b>CP</b>	4051-PL-CP	Porcelain lever	\$241

Schedule C

To be used with double offset bath supplies: part **#5576**.

### Tub Wall-Mounted Filler

- Code gooseneck spout



3 3/8" centers  
1/4 turn ceramic disc cartridges  
Flow rate 3.6 GPM

Finish	Product Number	Handles	Price
<b>BP</b>	4052-PL-PB	Porcelain lever	\$241
<b>CP</b>	4052-PL-CP	Porcelain lever	\$241
<b>PN</b>	4052-PL-PN	Porcelain lever	\$266
<b>SN</b>	4052-PL-SN	Porcelain lever	\$266

Schedule C

To be used with double offset bath supplies: part **#5576**.

### Tub Wall-Mounted Filler

- Gooseneck Spout



3 3/8" centers • 1/4 turn  
Flow rate 3.6 GPM

Finish	Product Number	Handles	Price
<b>CP</b>	4035-ML-CP	Metal Lever	\$426

Schedule C

To be used with double offset bath supplies: part **#5576**.

# Fillers & Supplies

Fillers, hand-held showers, parts,  
supplies and accessories

## Tub Wall-Mounted Fillers with Diverter



50" riser



3 3/8" centers • 62" riser  
6" wall support  
Flow rate 4 GPM



3 3/8" centers • 1/4 turn  
Flow rate 4 GPM

### Converto Shower for Built-in Tub, No Handles

- Over rim diverter spout included
- Plastic shower head

Finish	Product Number	Price
BP	4185-PB	\$167
CP	4185-CP	\$ 94

Schedule C

#### Built-in Tub Converto Shower Spout Only

BP	185-S-PB	\$ 87
CP	185-S-CP	\$ 48

Schedule C

### Washerless Diverter Bathcock

- 195-S spout included
- Plastic shower head
- Compression operation

Finish	Product Number	Handles	Price
SN	4195-BN	Metal lever	\$325
CP	4195-CP	Metal lever	\$153
ORB	4195-ORB	Metal lever	\$350
PB	4195-PB	Metal lever	\$275
PN	4195-PN	Metal lever	\$345

Schedule C

To be used with double offset bath supplies: part #5576.

#### Tub Converto Shower Spout with Handles (F 7/8" Connection)

SN	195-S-BN	Metal lever	\$177
CP	195-S-CP	Metal lever	\$ 84
ORB	195-S-ORB	Metal lever	\$177
PB	195-S-PB	Metal lever	\$152
PN	195-S-PN	Metal lever	\$194

Schedule C

#### Tub Converto Shower Spout with Handles (M 1/2" Connection)

CP	205-S-CP	Metal lever	\$ 84
----	----------	-------------	-------

Schedule C

To be used with double offset bath supplies: part #5576.

Finish Code **BP** Polished Brass **CP** Polished Chrome **PN** Polished Nickel **ORB** Oil Rubbed Bronze **SN** Brushed Nickel

## Tub Wall-Mounted Fillers with Diverter and Tub Fillers with Hand-Held Showers



3 3/8" centers • 1/4 turn  
56" riser • 6" wall supports  
Flow rate 4 GPM

### Tub Filler with Diverter

- Code spout included
- Shower head included

Finish	Product Number	Handles	Price
SN	4199-BN	Metal lever	\$290
BP	4199-PB	Plastic lever	\$427
CP	4199-CP	Metal lever	\$261
ORB	4199-ORB	Metal lever	\$345
PN	4199-PN	Metal lever	\$290

Schedule C

To be used with double offset bath supplies: part #5576.

### Converto Shower Code Spout with Handles

SN	191-S-BN	Metal lever	\$266
BP	191-S-PB	Plastic lever	\$269
CP	191-S-CP	Metal lever	\$174
ORB	191-S-ORB	Metal lever	\$266
PN	191-S-PN	Metal lever	\$286

Schedule C

Acrylic tub or cast iron tub use.

### Tub Wall-Mounted Filler with Hand Shower

- Code gooseneck spout



3 3/8" centers • 59" hose  
1/4 turn ceramic disc cartridges  
Flow rate 3.68 GPM  
Flow rate handshower 2.5 GPM

Finish	Product Number	Handles	Price
BP	4022-PL-PB	Porcelain lever	\$487
CP	4022-PL-CP	Porcelain lever	\$482
PN	4022-PL-PN	Porcelain lever	\$553
SN	4022-PL-SN	Porcelain lever	\$508
ORB	4022-PL-ORB	Porcelain lever	\$621

Schedule

To be used with double offset bath supplies: part #5576.

Can be used with rigid, freestanding bath supplies: part #4502.

# Fillers & Supplies

Fillers, hand-held showers, parts,  
supplies and accessories

## Tub Wall-Mounted Fillers with Diverter and Hand-Held Showers



3/8" centers • 59" hose  
1/4 turn ceramic disc cartridges  
Flow rate 3.68 GPM  
Flow rate handshower 2.5 GPM

### Tub Wall-Mounted Filler with Hand Shower

- Old style spigot
- Hand-held shower and cradle

Finish	Product Number	Handles	Price
BP	4025-PL-PB	Porcelain lever	\$439
CP	4025-PL-CP	Porcelain lever	\$419
PN	4025-PL-PN	Porcelain lever	\$520
SN	4025-PL-SN	Porcelain lever	\$503
ORB	4025-PL-ORB	Porcelain lever	\$624

Schedule C

To be used with double offset bath supplies: part **#5576**.  
Can be used with rigid, freestanding bath supplies: part **#4502**.



Compression stems • Spout length is 4"  
Adjustable swivel mounts from 3" to 12"

### Tub Wall-Mounted Filler with Hand-Held Shower

- Elephant spout
- Hand-held shower and cradle

Finish	Product Number	Handles	Price
SN	4202-MC-BN	Metal cross	\$452
CP	4202-MC-CP	Metal cross	\$367
ORB	4202-MC-ORB	Metal cross	\$545
PN	4202-MC-PN	Metal cross	\$606

Schedule C

To be used with double offset bath supplies: part **#5576**.



3/8" centers • 1/4 turn  
59" hose and wall bracket  
Flow rate 4 GPM  
Flow rate handshower 2.5 GPM

### Tub Wall-Mounted Filler with Hand-Held Shower

- Washerless diverter bathcock
- 5 Function Hand Shower

Finish	Product Number	Handles	Price
CP	4205-CP	Metal lever	\$302

Schedule C

To be used with double offset bath supplies: part **#5576**.



3/8" centers • 1/4 turn  
59" hose  
Flow rate 3.7 GPM  
Flow rate handshower 2.5 GPM

### Tub Wall-Mounted Filler with Hand-Held Shower

- Elephant Spout
- Hand-held shower and cradle

Finish	Product Number	Handles	Price
CP	4020-PL-CP	Porcelain Lever	\$419

Schedule C

To be used with double offset bath supplies: part **#5576**.

Finish Code **BP** Polished Brass **CP** Polished Chrome **PN** Polished Nickel **ORB** Oil Rubbed Bronze **SN** Brushed Nickel



## Tub Wall-Mounted Fillers with Diverter and Hand-Held Showers

AVAILABLE  
NEW IMAGE COMING SOON

7" centers • ¼ turn ceramic disc cartridges

### Tub Wall-Mounted Filler with Diverter and Hand Shower

- Elephant spout
- Hand-held shower and cradle
- Includes couplers

Finish	Product Number	Handles	Price
CP	7020-MC-CP	Metal cross	\$1,114
SN	7020-MC-BN	Metal cross	\$1,306
ORB	7020-MC-ORB	Metal cross	\$1,323

Schedule C

To be used with double offset bath supplies: part #5576.

Vacuum breaker for hand shower sold separately: part #7999.

AVAILABLE  
NEW IMAGE COMING SOON

3½" - 9" variable centers

Flow rate 7.5 GPM

Flow rate handshower 2.5 GPM

### Tub Wall-Mounted Filler with Diverter and Hand Shower

- Gooseneck spout
- Includes swing arm couplers

Finish	Product Number	Handles	Price
CP	7082-MC-CP	Metal cross	\$ 929
SN	7082-MC-BN	Metal cross	\$ 959
ORB	7082-MC-ORB	Metal cross	\$1,011

Schedule C

To be used with double offset bath supplies: part #5576.

Vacuum breaker for hand shower sold separately: part #7999.

AVAILABLE  
NEW IMAGE COMING SOON

7" centers

Flow rate 7.5 GPM

Flow rate handshower 2.5 GPM

### Tub Wall-Mounted Filler with Diverter and Hand Shower

- Gooseneck spout
- Includes couplers

Finish	Product Number	Handles	Price
CP	7088-ML-CP	Metal lever	\$ 929
SN	7088-ML-BN	Metal lever	\$1,011
ORB	7088-ML-ORB	Metal lever	\$1,066

Schedule C

To be used with double offset bath supplies: part #5576.

Vacuum breaker for hand shower sold separately: part #7999.

Finish Code **CP** Polished Chrome **ORB** Oil Rubbed Bronze **SN** Brushed Nickel

# Fillers & Supplies

Fillers, hand-held showers, parts,  
supplies and accessories

## Tub Wall-Mounted Fillers with Diverters and Hand-Held Showers



¼ turn ceramic disc cartridges • Spout length is 5"  
Adjustable swivel mounts from 3" to 12"  
Flow rate 3.7 GPM  
Flow rate handshower 2.5 GPM

### Tub Wall-Mounted Filler with Hand-Held Shower

- Elephant spout
- Hand-held shower and cradle

Finish	Product Number	Handles	Price
BP	4602-PL-PB	Porcelain lever	\$666
CP	4602-PL-CP	Porcelain lever	\$666
PN	4602-PL-PN	Porcelain lever	\$781
SN	4602-PL-SN	Porcelain lever	\$688
ORB	4602-PL-ORB	Porcelain lever	\$860
BP	4602-MC-PB	Metal cross	\$666
CP	4602-MC-CP	Metal cross	\$666
PN	4602-MC-PN	Metal cross	\$781
SN	4602-MC-SN	Metal cross	\$688
ORB	4602-MC-ORB	Metal cross	\$860

Schedule C

To be used with double offset bath supplies: part **#5576**.

Remove adjustable swivel mounts to use with rigid, freestanding bath supplies: part **#4502**.

### Tub Wall-Mounted Filler with Hand-Held Shower

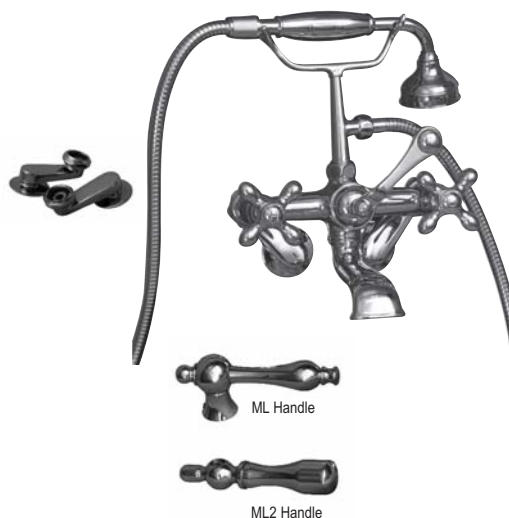
- Elephant spout
- All metal hand-held shower and cradle

Finish	Product Number	Handles	Price
BP	4604-ML-PB	Metal lever	\$718
CP	4604-ML-CP	Metal lever	\$718
PN	4604-ML-PN	Metal lever	\$832
SN	4604-ML-BN	Metal lever	\$740
ORB	4604-ML-ORB	Metal lever	\$912
BP	4604-ML2-PB	Metal lever 2	\$718
CP	4604-ML2-CP	Metal lever 2	\$718
PN	4604-ML2-PN	Metal lever 2	\$832
SN	4604-ML2-BN	Metal lever 2	\$740
ORB	4604-ML2-ORB	Metal lever 2	\$912
BP	4604-MC-PB	Metal cross	\$718
CP	4604-MC-CP	Metal cross	\$718
PN	4604-MC-PN	Metal cross	\$832
SN	4604-MC-BN	Metal cross	\$740
ORB	4604-MC-ORB	Metal cross	\$912

Schedule C

To be used with double offset bath supplies: part **#5576**.

Remove adjustable swivel mounts to use with rigid, freestanding bath supplies: part **#4502**.



¼ turn ceramic disc cartridges • Spout length is 5"  
Adjustable swivel mounts from 3" to 12"  
Flow rate 3.7 GPM  
Flow rate handshower 2.5 GPM

Finish Code **BP** Polished Brass **CP** Polished Chrome **PN** Polished Nickel **ORB** Oil Rubbed Bronze **SN** Brushed Nickel

## Tub Rim-Mounted Fillers with Diverters and Hand-Held Showers



7" centers • Compression stems • Spout length is 4"

### Tub Rim-Mounted Filler with Hand-Held Shower

- Elephant spout
- Hand-held shower and cradle

Finish	Product Number	Handles	Price
BN	4201-MC-BN	Metal cross	\$465
CP	4201-MC-CP	Metal cross	\$367
ORB	4201-MC-ORB	Metal cross	\$560
PN	4201-MC-PN	Metal cross	\$623

Schedule C

To be used with straight bath supplies: part #5577.  
5½" offset elbow mounts included.

### Tub Rim-Mounted Filler with Hand-Held Shower

- Elephant spout
- Hand-held shower and cradle
- Deck mount couplers

Finish	Product Number	Handles	Price
CP	7601-ML-CP	Metal lever	\$1,141
SN	7601-ML-BN	Metal lever	\$1,364
ORB	7601-ML-ORB	Metal lever	\$1,394

Schedule C

To be used with straight bath supplies: part #5577.  
Vacuum breaker for hand shower sold separately: part #7999.

### Tub Rim-Mounted Filler with Hand-Held Shower

- Elephant spout
- Hand-held shower and cradle
- Deck mount couplers

Finish	Product Number	Handles	Price
CP	7601-MC-CP	Metal cross	\$1,141
SN	7601-MC-BN	Metal cross	\$1,323
ORB	7601-MC-ORB	Metal cross	\$1,400

Schedule C

To be used with straight bath supplies: part #5577.  
Vacuum breaker for hand shower sold separately: part #7999.

AVAILABLE  
NEW IMAGE COMING SOON

7" centers • ¼ turn ceramic disc cartridges

AVAILABLE  
NEW IMAGE COMING SOON

7" centers • ¼ turn ceramic disc cartridges

# Fillers & Supplies

Fillers, hand-held showers, parts,  
supplies and accessories

## Tub Rim-Mounted Fillers with Diverters and Hand-Held Showers



7" centers • Spout length is 5"  
¼ turn ceramic disc cartridges • 59" hose  
Flow rate 3.7 GPM  
Flow rate handshower 2.5 GPM

### Tub Rim-Mounted Filler with Hand-Held Shower

- Elephant spout
- 6" elbows

Finish	Product Number	Handles	Price
BP	4601-PL-PB	Porcelain lever	\$695
CP	4601-PL-CP	Porcelain lever	\$695
PN	4601-PL-PN	Porcelain lever	\$819
SN	4601-PL-SN	Porcelain lever	\$781
ORB	4601-PL-ORB	Porcelain lever	\$914
BP	4601-MC-PB	Metal cross	\$695
CP	4601-MC-CP	Metal cross	\$695
PN	4601-MC-PN	Metal cross	\$819
SN	4601-MC-SN	Metal cross	\$781
ORB	4601-MC-ORB	Metal cross	\$914

Schedule C

To be used with straight bath supplies: part #5577.



ML Handle



ML2 Handle

7" centers • Spout length is 5"  
¼ turn ceramic disc cartridges • 59" hose  
Flow rate 3.7 GPM  
Flow rate handshower 2.5 GPM

### Tub Rim-Mounted Filler with Hand-Held Shower

- Elephant spout
- All metal hand-held shower and cradle

Finish	Product Number	Handles	Price
BP	4603-ML-PB	Metal lever	\$747
CP	4603-ML-CP	Metal lever	\$747
PN	4603-ML-PN	Metal lever	\$870
SN	4603-ML-BN	Metal lever	\$832
ORB	4603-ML-ORB	Metal lever	\$965
BP	4603-ML2-PB	Metal lever 2	\$747
CP	4603-ML2-CP	Metal lever 2	\$747
PN	4603-ML2-PN	Metal lever 2	\$870
SN	4603-ML2-BN	Metal lever 2	\$832
ORB	4603-ML2-ORB	Metal lever 2	\$965
BP	4603-MC-PB	Metal cross	\$747
CP	4603-MC-CP	Metal cross	\$747
PN	4603-MC-PN	Metal cross	\$870
SN	4603-MC-BN	Metal cross	\$832
ORB	4603-MC-ORB	Metal cross	\$965

Schedule C

To be used with straight bath supplies: part #5577.

Finish Code **BP** Polished Brass **CP** Polished Chrome **ORB** Oil Rubbed Bronze **PN** Polished Nickel **SN** Brushed Nickel

## Tub Rim-Mounted Fillers with Diverter and Hand-Held Showers



7" centers • 62" riser  
¼ turn ceramic disc cartridges  
Flow rate 3.7 GPM

### Tub Rim-Mounted Filler with Diverter and Riser

- Elephant spout
- 6" elbows

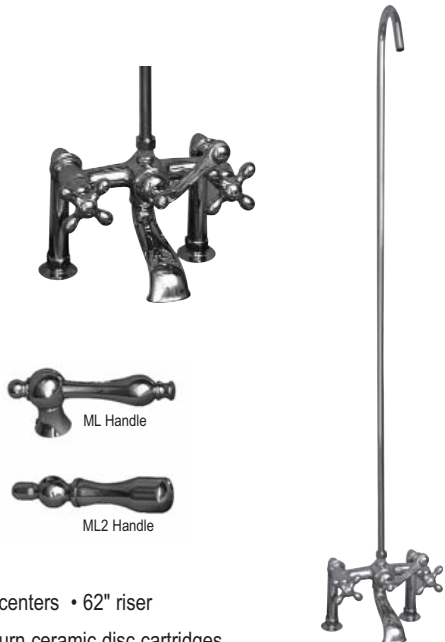
Finish	Product Number	Handles	Price
BP	4045-PL-PB	Porcelain lever	\$722
CP	4045-PL-CP	Porcelain lever	\$710
SN	4045-PL-BN	Porcelain lever	\$822
PN	4045-PL-PN	Porcelain lever	\$822
ORB	4045-PL-ORB	Porcelain lever	\$974
BP	4045-MC-PB	Metal cross	\$722
CP	4045-MC-CP	Metal cross	\$710
SN	4045-MC-BN	Metal cross	\$822
PN	4045-MC-PN	Metal cross	\$822
ORB	4045-MC-ORB	Metal cross	\$974

Schedule C

For deck mounting on acrylic or cast iron tubs. Requires wall supports: part **#4195WS**  
Shower head not included. To be used with straight bath supplies: part **#5577**.

### Tub Rim-Mounted Filler with Diverter and Riser

- Elephant spout
- All metal hand-held shower and cradle



7" centers • 62" riser  
¼ turn ceramic disc cartridges  
Flow rate 3.7 GPM

Finish	Product Number	Handles	Price
BP	4046-ML-PB	Metal lever	\$ 763
CP	4046-ML-CP	Metal lever	\$ 751
PN	4046-ML-PN	Metal lever	\$ 863
SN	4046-ML-BN	Metal lever	\$ 863
ORB	4046-ML-ORB	Metal lever	\$1,016
BP	4046-ML2-PB	Metal lever 2	\$ 763
CP	4046-ML2-CP	Metal lever 2	\$ 751
PN	4046-ML2-PN	Metal lever 2	\$ 863
SN	4046-ML2-BN	Metal lever 2	\$ 863
ORB	4046-ML2-ORB	Metal lever 2	\$1,016
BP	4046-MC-PB	Metal cross	\$ 763
CP	4046-MC-CP	Metal cross	\$ 751
PN	4046-MC-PN	Metal cross	\$ 863
SN	4046-MC-BN	Metal cross	\$ 863
ORB	4046-MC-ORB	Metal cross	\$1,016

Schedule C

For deck mounting on acrylic or cast iron tubs. Requires wall supports: part **#4195WS**  
Shower head not included. To be used with straight bath supplies: part **#5577**.

Finish Code **BP** Polished Brass **CP** Polished Chrome **ORB** Oil Rubbed Bronze **PN** Polished Nickel **SN** Brushed Nickel

# Fillers & Supplies

Fillers, hand-held showers, parts,  
supplies and accessories

## Tub Rim-Mounted Fillers with Hand-Held Showers and Risers



7" centers • ¼ turn ceramic disc cartridges  
59" hose • 62" riser  
Flow rate 3.7 GPM  
Flow rate handshower 2.5 GPM  
Flow rate showerhead 2.44 GPM

### Tub Filler with Diverter, Hand-Held Shower and Riser

- Elephant spout
- Hand-held shower and cradle
- 6" elbows and wall support
- Sunflower shower head

Finish	Product Number	Handles	Price
BP	4062-PL-PB	Porcelain lever	\$1,019
CP	4062-PL-CP	Porcelain lever	\$ 919
SN	4062-PL-BN	Porcelain lever	\$1,122
PN	4062-PL-PN	Porcelain lever	\$1,135
ORB	4062-PL-ORB	Porcelain lever	\$1,191
PB	4062-MC-PB	Metal cross	\$1,019
CP	4062-MC-CP	Metal cross	\$ 919
SN	4062-MC-BN	Metal cross	\$1,122
PN	4062-MC-PN	Metal cross	\$1,135
ORB	4062-MC-ORB	Metal cross	\$1,191

Schedule C

For deck mounting on acrylic or cast iron tubs. To be used with straight bath supplies: part **5577**.

### Tub Filler with Diverter, Hand-Held Shower and Riser

- Elephant spout
- All metal hand-held shower and cradle
- 6" elbows and wall support
- Sunflower shower head

Finish	Product Number	Handles	Price
BP	4064-ML-PB	Metal lever	\$1,070
CP	4064-ML-CP	Metal lever	\$ 970
PN	4064-ML-PN	Metal lever	\$1,187
SN	4064-ML-BN	Metal lever	\$1,173
ORB	4064-ML-ORB	Metal lever	\$1,242
BP	4064-ML2-PB	Metal lever 2	\$1,070
CP	4064-ML2-CP	Metal lever 2	\$ 970
PN	4064-ML2-PN	Metal lever 2	\$1,187
SN	4064-ML2-BN	Metal lever 2	\$1,173
ORB	4064-ML2-ORB	Metal lever 2	\$1,242
BP	4064-MC-PB	Metal cross	\$1,070
CP	4064-MC-CP	Metal cross	\$ 970
PN	4064-MC-PN	Metal cross	\$1,187
SN	4064-MC-BN	Metal cross	\$1,173
ORB	4064-MC-ORB	Metal cross	\$1,242

Schedule C

For deck mounting on acrylic or cast iron tubs. To be used with straight bath supplies: part **5577**.

Finish Code **BP** Polished Brass **CP** Polished Chrome **ORB** Oil Rubbed Bronze **PN** Polished Nickel **SN** Brushed Nickel

## Thermostatic Tub Fillers with Hand-held Showers

**DISCONTINUED**

7" centers • 60" hose • Thermostatic control  
½" Connections  
Flow rate 6 GPM Flow rate handshower 2.5 GPM

**DISCONTINUED**

3" - 11" centers • Thermostatic control  
Flow rate 6 GPM Flow rate handshower 2.5 GPM

**DISCONTINUED**

3" - 11" centers • Thermostatic control  
Flow rate 6 GPM Flow rate handshower 2.5 GPM

### Thermostatic Rim-Mounted Filler with Hand Shower

- English tub spout
- Hand-held shower and cradle
- Locking temperature button
- IAPMO approved

Finish	Product Number	Handles	Price
BP	7529-ML-PB	Metal lever	\$1,284
CP	7529-ML-CP	Metal lever	\$1,284
PN	7529-ML-PN	Metal lever	\$1,394
SN	7529-ML-BN	Metal lever	\$1,394
ORB	7529-ML-ORB	Metal lever	\$1,394

Schedule C

Vacuum breaker for hand shower sold separately: part #7999.

### Thermostatic Wall-Mounted Filler with Hand Shower

- Includes swing arm couplers
- Temperature stop

Finish	Product Number	Handles	Price
BP	7393-ML-PB	Metal lever	\$1,202
CP	7393-ML-CP	Metal lever	\$1,202
SN	7393-ML-BN	Metal lever	\$1,284
ORB	7393-ML-ORB	Metal lever	\$1,394

Schedule C

To be used with double offset bath supplies: part #5576.

Vacuum breaker for hand shower sold separately: part #7999.

### Thermostatic Wall-Mounted Filler with Metal Hand Shower

- Includes swing arm couplers
- Temperature stop

Finish	Product Number	Handles	Price
SN	7410-ML-BN	Metal lever	\$1,913
ORB	7410-ML-ORB	Metal lever	\$1,476

Schedule C

To be used with double offset bath supplies: part #5576.

Vacuum breaker for hand shower sold separately: part #7999.



## Tub Fillers with Hand-held Showers

**DISCONTINUED**

3" - 11" centers • Thermostatic control

Flow rate 6 GPM

**DISCONTINUED**

44½" high

Spout reaches

½" NPT

**DISCONTINUED**

44½" high

Spout reaches

½" NPT

Flow rate

### Thermostatic Wall Mounted Filler with Hand Shower

- Includes swing arm couplers
- Temperature stop

Finish	Product Number	Handles	Price
SN	7405-ML-BN	Metal lever	\$1,311
ORB	7405-ML-ORB	Metal lever	\$1,367

Schedule C

To be used with double offset bath supplies: part **#5576**.

Vacuum breaker for hand shower sold separately: part **#7999**.

### Alamere Freestanding Tub Filler

- Brass construction
- Includes hand-held shower and cradle
- Gooseneck spout

Finish	Product Number	Finish	Price
CP	7914-CP	Polished chrome	\$1,231
SN	7914-BN	Brushed nickel	\$1,539

Schedule C

Vacuum breaker for hand shower sold separately: part **#7999**.

### Alger Freestanding Thermostatic Tub Filler

- Gooseneck spout
- Includes hand-held shower and cradle
- Thermostatic control to 1° Celsius

Finish	Product Number	Finish	Price
CP	7915-CP	Polished chrome	\$1,366
SN	7915-BN	Brushed nickel	\$1,707

Schedule C

Vacuum breaker for hand shower sold separately: part **#7999**.

Finish Code **CP** Polished Chrome **ORB** Oil Rubbed Bronze **SN** Brushed Nickel



## Freestanding Tub Fillers

AVAILABLE

NEW IMAGE COMING SOON

46½" high • 55" hand shower hose  
Spout reach is 10"  
½" NPT connection under floor  
Flow rate 6 GPM  
Flow rate handshower 2.5 GPM



### Belmore Freestanding Tub Filler

- Gooseneck spout
- Includes flexible supplies

Finish	Product Number	Finish	Price
CP	7901-CP	Polished chrome	\$1,476
SN	7901-BN	Brushed nickel	\$1,722

Schedule C

Vacuum breaker for hand shower sold separately: part #7999.

AVAILABLE

NEW IMAGE COMING SOON

45½" high • 55" hand shower hose  
Spout reach is 10"  
½" NPT connection under floor  
Flow rate 6 GPM  
Flow rate handshower 2.5 GPM



### Burney Freestanding Thermostatic Tub Filler

- Gooseneck spout
- Includes flexible supplies
- Thermostatic control

Finish	Product Number	Finish	Price
CP	7913-CP	Polished chrome	\$1,913
SN	7913-BN	Brushed nickel	\$1,913

Schedule C

Vacuum breaker for hand shower sold separately: part #7999.

AVAILABLE

NEW IMAGE COMING SOON

36½" high • 66" hand shower hose  
Spout reach is 9½"  
½" NPT connection under floor  
Flow rate 6.65 GPM  
Flow rate handshower 2.5 GPM



### Coomera Freestanding Thermostatic Tub Filler

- Contemporary waterfall design
- Includes hand-held shower and cradle
- Thermostatic control to 1° Celsius

Finish	Product Number	Finish	Price
SP	7918-SP	Polished stainless	\$1,205
SB	7918-SB	Brushed stainless	\$1,205

Schedule C

Vacuum breaker for hand shower sold separately: part #7999.

# Fillers & Supplies

Fillers, hand-held showers, parts,  
supplies and accessories

## Freestanding Tub Fillers

**DISCONTINUED**

47 1/4" high • 66"  
Spout reach is  
1/2" NPT connect

### Della Freestanding Tub Filler

- Brass construction
- Includes hand-held shower and cradle
- Gooseneck spout

Finish	Product Number	Finish	Price
CP	7920-CP	Polished chrome	\$1,182
SN	7920-BN	Brushed nickel	\$1,206
ORB	7920-ORB	Oil rubbed bronze	\$1,255

Schedule C

Vacuum breaker for hand shower sold separately: part #7999.

**AVAILABLE**

**NEW IMAGE COMING SOON**

47 1/4" high • 66" hand shower hose  
Spout reach is 7 1/4"  
1/2" NPT connection under floor

### Dolan Freestanding Tub Filler

- Brass construction
- Includes hand-held shower and cradle
- Gooseneck spout

Finish	Product Number	Finish	Price
CP	7922-CP	Polished chrome	\$1,182
SN	7922-BN	Brushed nickel	\$1,206
ORB	7922-ORB	Oil rubbed bronze	\$1,255

Schedule C

Vacuum breaker for hand shower sold separately: part #7999.

**DISCONTINUED**

46 1/2" high  
Spout reach is  
1/2" NPT connect

### Fulman Freestanding Tub Filler

- Solid brass filler body
- Includes hand-held shower and cradle
- Flexible supplies included
- Gooseneck spout

Finish	Product Number	Finish	Price
CP	7924-CP	Polished chrome	\$1,376
SN	7924-BN	Brushed nickel	\$1,448
ORB	7924-ORB	Oil rubbed bronze	\$1,762
PN	7924-PN	Polished nickel	\$1,387

Schedule C

Vacuum breaker for hand shower sold separately: part #7999.

Finish Code **CP** Polished Chrome **ORB** Oil Rubbed Bronze **PN** Polished Nickel **SN** Brushed Nickel

## Freestanding Tub Fillers

**DISCONTINUED**

47½" high  
Spout reach is 7"  
½" NPT connect

### Hunlen Freestanding Tub Filler

- Solid brass filler body
- Flexible supplies included
- Includes hand-held shower and cradle
- Gooseneck spout

Finish	Product Number	Finish	Price
CP	7928-CP	Polished chrome	\$1,376
SN	7928-BN	Brushed nickel	\$1,520
ORB	7928-ORB	Oil rubbed bronze	\$1,689
PN	7928-PN	Polished nickel	\$1,473

Schedule C

Vacuum breaker for hand shower sold separately: part #7999.

**DISCONTINUED**

36½" high • 60"  
Spout reach is 1"  
½" NPT connect

### Kilgore Freestanding Tub Filler

- Brass construction
- Diverter is wall-mounted
- Includes hand-held shower and cradle
- Handshower cradle is wall-mounted

Finish	Product Number	Finish	Price
CP	7930-CP	Polished chrome	\$1,205
SN	7930-BN	Brushed nickel	\$1,421
ORB	7930-ORB	Oil rubbed bronze	\$1,441

Schedule C

Vacuum breaker for hand shower sold separately: part #7999.

**AVAILABLE**  
**NEW IMAGE COMING SOON**

38½" high  
Spout reach is 8¼"  
½" NPT connection under floor

### Lamar Freestanding Tub Filler

- Solid brass filler body
- Flexible supplies included
- Includes hand-held shower and cradle
- Ceramic disc cartridges

Finish	Product Number	Finish	Price
CP	7932-CP	Polished chrome	\$1,077
SN	7932-BN	Brushed nickel	\$1,195
ORB	7932-ORB	Oil rubbed bronze	\$1,289
PN	7932-PN	Polished nickel	\$1,242

Schedule C

Vacuum breaker for hand shower sold separately: part #7999.

Finish Code **CP** Polished Chrome **ORB** Oil Rubbed Bronze **PN** Polished Nickel **SN** Brushed Nickel

# Fillers & Supplies

Fillers, hand-held showers, parts,  
supplies and accessories

## Freestanding Tub Fillers

AVAILABLE  
NEW IMAGE COMING SOON

37¼" high  
Spout reach is 8¼"  
½" NPT connection under floor



### Madon Freestanding Tub Filler

- Solid brass filler body
- Includes hand-held shower and cradle
- Flexible supplies included
- Ceramic disc cartridges

Finish	Product Number	Finish	Price
CP	7934-CP	Polished chrome	\$1,031
SN	7934-BN	Brushed nickel	\$1,242
ORB	7934-ORB	Oil rubbed bronze	\$1,265
PN	7934-PN	Polished nickel	\$1,171

Schedule C

Vacuum breaker for hand shower sold separately: part #7999.

DISCONTINUED

41¼" high  
Spout reach is 8¼"  
½" NPT connection under floor



### Midori Freestanding Tub Filler

- Brass construction
- Includes handshower and cradle
- Ceramic disc cartridges

Finish	Product Number	Finish	Price
CP	7936-CP	Polished chrome	\$1,617
SN	7936-BN	Brushed nickel	\$1,851

Schedule C

Vacuum breaker for hand shower sold separately: part #7999.

DISCONTINUED

41¼" high  
Spout reach is 8¼"  
½" NPT connection under floor



### Nadine Freestanding Tub Filler

- Brass construction
- Includes hand-held shower and cradle
- Gooseneck spout
- Ceramic disc cartridges

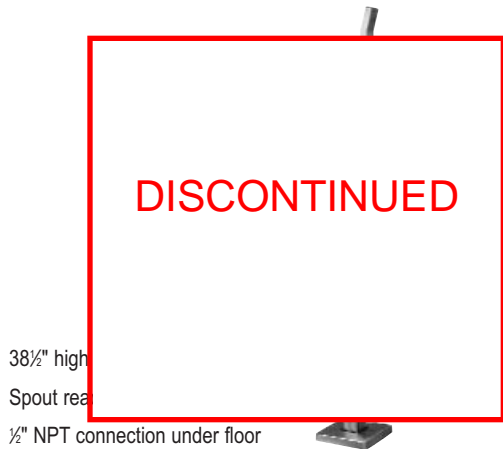
Finish	Product Number	Finish	Price
CP	7938-CP	Polished chrome	\$1,640
SN	7938-BN	Brushed nickel	\$1,875
ORB	7938-ORB	Oil rubbed bronze	\$2,134

Schedule C

Vacuum breaker for hand shower sold separately: part #7999.

Finish Code CP Polished Chrome ORB Oil Rubbed Bronze PN Polished Nickel SN Brushed Nickel

## Freestanding Tub Fillers

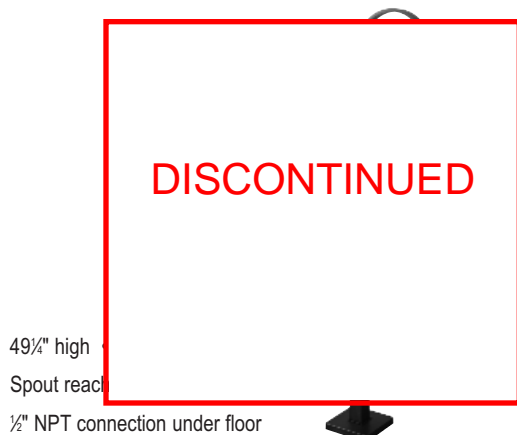


### Nichols Freestanding Tub Filler

- Solid brass filler body
- Includes hand-held shower and cradle
- Ceramic disc cartridges

Finish	Product Number	Finish	Price
AB	7940-AB	Antique brass	\$1,406
SN	7940-BN	Brushed nickel	\$1,312
CP	7940-CP	Polished chrome	\$1,289
ORB	7940-ORB	Oil rubbed bronze	\$1,336
PB	7940-PB	Polished brass	\$1,523
PN	7940-PN	Polished nickel	\$1,523

Schedule C



### Polly Freestanding Tub Filler

- Solid brass filler body
- Includes hand-held shower and cradle
- Ceramic disc cartridges

Finish	Product Number	Finish	Price
AB	7942-AB	Antique brass	\$1,827
SN	7942-BN	Brushed nickel	\$1,727
CP	7942-CP	Polished chrome	\$1,570
ORB	7942-ORB	Oil rubbed bronze	\$1,827
PB	7942-PB	Polished brass	\$1,696
PN	7942-PN	Polished nickel	\$1,659

Schedule C

# Fillers & Supplies

Fillers, hand-held showers, parts,  
supplies and accessories

## Freestanding Tub Fillers



45 1/4" high • 60"  
Spout reach is  
1/2" NPT connec

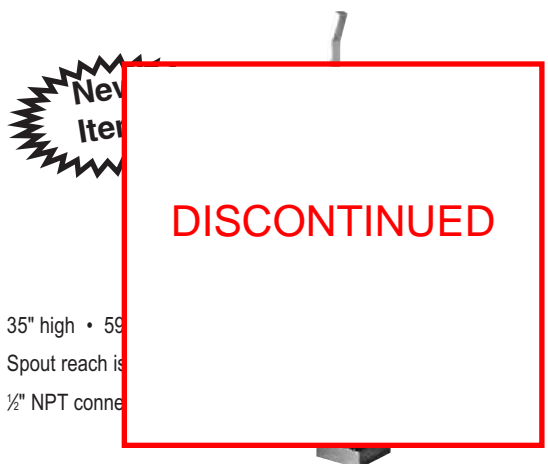
### Rothay Freestanding Thermostatic Tub Filler

- Solid brass filler body
- Includes hand-held shower and cradle
- Thermostatic control
- Ceramic disc cartridges

Finish	Product Number	Finish	Price
CP	7944-CP	Polished chrome	\$1,232
SN	7944-BN	Brushed nickel	\$1,238
ORB	7944-ORB	Oil rubbed bronze	\$1,272
PN	7944-PN	Polished nickel	\$1,175

Schedule C

Vacuum breaker for hand shower sold separately: part #7999.



35" high • 59"  
Spout reach is  
1/2" NPT connec

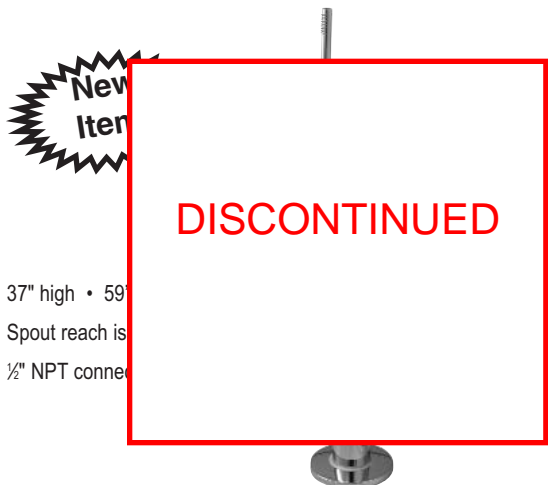
### Renna Freestanding Waterfall Tub Filler

- Brass construction
- Includes hand-held shower and cradle
- Waterfall spout
- Ceramic disc cartridges

Finish	Product Number	Finish	Price
CP	7946-CP	Polished chrome	\$1,621
SN	7946-BN	Brushed nickel	\$1,865
ORB	7946-ORB	Oil rubbed bronze	\$2,027

Schedule C

Vacuum breaker for hand shower sold separately: part #7999.



37" high • 59"  
Spout reach is  
1/2" NPT connec

### Slaton Freestanding Thermostatic Tub Filler

- Brass construction
- Includes handshower and cradle
- Ceramic disc cartridges

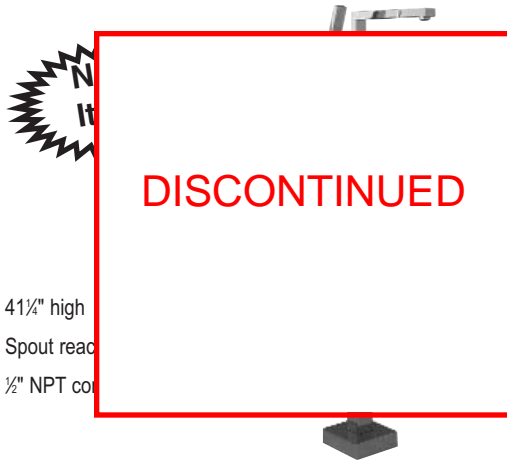
Finish	Product Number	Finish	Price
SB	7948-SB	Brushed stainless	\$1,210
SP	7948-SP	Polished stainless	\$1,210

Schedule C

Vacuum breaker for hand shower sold separately: part #7999.

Finish Code CP Polished Chrome PN Polished Nickel ORB Oil Rubbed Bronze SN Brushed Nickel SP Polished Stainless SB Brushed Stainless

## Freestanding Tub Fillers



41 1/4" high  
Spout reach  
1/2" NPT con

### Taryn Freestanding Tub Filler

- Brass construction
- Square geometric styling
- Includes hand-held shower and cradle
- Ceramic disc cartridges

Finish	Product Number	Finish	Price
CP	7950-CP	Polished chrome	\$1,574
SN	7950-BN	Brushed nickel	\$1,826
ORB	7950-ORB	Oil rubbed bronze	\$2,062

Schedule C

Vacuum breaker for hand shower sold separately: part #7999.



49" high • 58" hand shower hose  
Spout reach is 9 1/2"  
1/2" NPT connection under floor

### Tessa Freestanding Tub Filler

- Solid brass filler body
- Gooseneck spout
- Includes hand-held shower and cradle

Finish	Product Number	Finish	Price
CP	7952-CP	Polished chrome	\$1,053
SN	7952-BN	Brushed nickel	\$1,277
ORB	7952-ORB	Oil rubbed bronze	\$1,232
PN	7952-PN	Polished nickel	\$1,344

Schedule C

Vacuum breaker for hand shower sold separately: part #7999.

# Fillers & Supplies

Fillers, hand-held showers, parts,  
supplies and accessories

## Bath Supplies

H 30"  
½" OD



Sold in pairs



## Bath Supplies

### Freestanding Bath Supply

Finish	Product Number	Handles	Price
BP	4502-PL-PB	Porcelain lever	\$390
CP	4502-PL-CP	Porcelain lever	\$390
PN	4502-PL-PN	Porcelain lever	\$416
SN	4502-PL-SN	Porcelain lever	\$402
ORB	4502-PL-ORB	Porcelain lever	\$562

Schedule C

Sold in pairs. 5" shaft included. Includes stops and wall supports.  
Should not be used with fillers that use shower risers and  
shower rods, or with leg tubs that have factory drilled holes.

### 10" Extension Shaft for 4502

BP	4502L-PB	\$ 77
CP	4502L-CP	\$ 83
SN	4502L-SN	\$ 94

Schedule C

Available in

H 31½"

H 37½"

¾" ID, 1" OD

**DISCONTINUED**

### Freestanding Bath Supply

CP	4502-31-CP	\$590
SN	4502-31-BN	\$615
ORB	4502-31-ORB	\$670
CP	4502-37-CP	\$563
SN	4502-37-BN	\$674
ORB	4502-37-ORB	\$674

Schedule C

Sold in pairs. Includes floor escutcheons.  
No wall supports required.

L 12"



### Support Bracket for Tub Supplies

BP	4502SUP-PB	\$ 88
CP	4502SUP-CP	\$ 88
ORB	4502SUP-ORB	\$113
PN	4502SUP-PN	\$106
SN	4502SUP-BN	\$149

Schedule C

For use with ½" tub supplies and 1½" or 1¾" tub overflow.

Finish Code **BP** Polished Brass **CP** Polished Chrome **ORB** Oil Rubbed Bronze **PN** Polished Nickel **SN** Brushed Nickel



## Bath Supplies

### Bath Supplies

#### Freestanding Bath Supply

Finish	Product Number	Handles	Price
BP	4502MC-31-PB	Metal cross	\$ 829
CP	4502MC-31-CP	Metal cross	\$ 804
ORB	4502MC-31-ORB	Metal cross	\$ 884
PB	4502MC-34-PB	Metal cross	\$ 829
CP	4502MC-34-CP	Metal cross	\$ 804
PN	4502MC-34-PN	Metal cross	\$1,023
SN	4502MC-34-BN	Metal cross	\$ 884
ORB	4502MC-34-ORB	Metal cross	\$ 905
PB	4502MC-37-PB	Metal cross	\$ 844
CP	4502MC-37-CP	Metal cross	\$ 804
SN	4502MC-37-BN	Metal cross	\$ 897
ORB	4502MC-37-ORB	Metal cross	\$ 939

Schedule C

Includes shut-off valves with cross handles and floor escutcheons.  
No wall supports required. Sold in pairs.

#### Straight Bath Supply

BP	5577-PB	\$ 82
CP	5577-CP	\$ 69
PN	5577-PN	\$ 127
SN	5577-SN	\$ 93
ORB	5577-ORB	\$170

Schedule C

Sold in pairs. For use with fillers mounted to the tub deck.  
Stops sold separately: part **#5102 or 5104**.

#### Double Offset Bath Supply

BP	5576-PB	\$100
CP	5576-CP	\$ 98
PN	5576-PN	\$ 122
SN	5576-SN	\$ 109
ORB	5576-ORB	\$167

Schedule C

Sold in pairs.  
Stops sold separately: part **#5102 or 5104**.

AVAILABLE

NEW IMAGE COMING SOON

Available in three sizes:

H 31½" H 34½" H 37½"

¾" ID, 1" OD

4" under floor



H 24"

½" OD



H 24"

½" OD



# Fillers & Supplies

Fillers, hand-held showers, parts,  
supplies and accessories

## Bath Parts



Reach: 5½"

### Shower Risers and Supports

Finish	Product Number	Description	Price
BP	185R-PB	50" Converto shower riser	\$ 82
CP	185R-CP	50" Converto shower riser	\$ 52
BP	199R-PB	56" Converto shower riser	\$ 89
CP	199R-CP	56" Converto shower riser	\$ 55
ORB	199R-ORB	56" Converto shower riser	\$109
PN	199R-PN	56" Converto shower riser	\$109
SN	199R-BN	56" Converto shower riser	\$ 85
BP	196R-PB	62" Converto shower riser	\$ 94
CP	196R-CP	62" Converto shower riser	\$ 69
ORB	196R-ORB	62" Converto shower riser	\$168
PN	196R-PN	62" Converto shower riser	\$168
SN	196R-SN	62" Converto shower riser	\$100

Schedule C



### Wall Support for 4195 and 4199

Finish	Product Number	Price
BP	4195WS-PB	\$ 28
CP	4195WS-CP	\$ 15
SN	4195WS-SN	\$ 35
PN	4195WS-PN	\$ 35
ORB	4195WS-ORB	\$ 39

Schedule C



### Wall Support for 4185

Finish	Product Number	Price
BP	4185WS-PB	\$ 18
CP	4185WS-CP	\$ 9

Schedule C

Finish Code **BP** Polished Brass **CP** Polished Chrome **ORB** Oil Rubbed Bronze **PN** Polished Nickel **SN** Brushed Nickel

## Bath Parts

### Bath Parts

AVAILABLE  
NEW IMAGE COMING  
SOON

Length: 1 1/4"  
1/2" FIP Connection

#### Straight Wall Mount Couplers

BP	4505S-PB	\$129
CP	4505S-CP	\$116
PN	4505S-PN	\$158
BN	4505S-BN	\$142
ORB	4505S-ORB	\$134

Schedule C

For use with fillers mounted to a flat wall. Sold in pairs.

AVAILABLE  
NEW IMAGE COMING SOON

Length: 6"

#### Straight Wall Mount Couplers

CP	4505L-CP	\$214
SN	4505L-BN	\$241
ORB	4505L-ORB	\$241

Schedule C

For use with fillers mounted to a flat wall. Sold in pairs.



Adjustable from 3" to 12"

#### Wall Mount Swivel Arms

BP	4501-PB	\$104
CP	4501-CP	\$104
PN	4501-PN	\$127
SN	4501-SN	\$127
ORB	4501-ORB	\$137

Schedule C

For use with fillers mounted to the tub wall. Sold in pairs.

Finish Code **BP** Polished Brass **CP** Polished Chrome **ORB** Oil Rubbed Bronze **PN** Polished Nickel **SN** Brushed Nickel

# Fillers & Supplies

Fillers, hand-held showers, parts, supplies and accessories

## Stops and Tub Drains



1/2" Compression x 1/2" IPS

**FOR USE WITH BATH SUPPLIES ONLY**

**DO NOT USE FOR "POTABLE" WATER SUPPLIES**



1/2" Compression x 5/8" Compression

**FOR USE WITH BATH SUPPLIES ONLY**

**DO NOT USE FOR "POTABLE" WATER SUPPLIES**

W 1 1/2"

Tailpiece 6"

**AVAILABLE**  
**NEW IMAGE**  
**COMING SOON**



### Stops

- Includes flange
- Sold individually (purchase 2)

Finish	Product Number	Handles	Price
BP	5102-PB	Lever	\$33
CP	5102-CP	Lever	\$33
SN	5102-BN	Lever	\$44
PN	5102-PN	Lever	\$44
ORB	5102-ORB	Lever	\$44

Schedule C

- Includes flange
- Sold individually (purchase 2)

Finish	Product Number	Handles	Price
BP	5104-PB	Lever	\$33
CP	5104-CP	Lever	\$33
SN	5104-BN	Lever	\$44
PN	5104-PN	Lever	\$44
ORB	5104-ORB	Lever	\$44

Schedule C

### Tub Drains

#### Lift & Turn Straight Tub Drain

CP	5599LT-CP	\$105
SN	5599LT-BN	\$109
ORB	5599LT-ORB	\$121

Schedule C

For tubs without overflow. Must have underfloor access.

#### Tub Shoe Drain

BP	5599TS-PB	\$138
CP	5599TS-CP	\$138
PN	5599TS-PN	\$152
SN	5599TS-BN	\$152
ORB	5599TS-ORB	\$165

Schedule C

For tubs without overflow.

Finish Code **BP** Polished Brass **CP** Polished Chrome **ORB** Oil Rubbed Bronze **PN** Polished Nickel **SN** Brushed Nickel

## Tub Drains

### Tub Drains

#### Leg Tub Drain

BP	5599-PB	\$175
CP	5599-CP	\$175
PN	5599-PN	\$232
SN	5599-SN	\$188
ORB	5599-ORB	\$307

Schedule C

With twist-and-lift stopper. Includes deep escutcheon.

Height adjustable: 15"-18"  
Depth adjustable: 12"-14"



#### Extended Leg Tub Drain

CP	5599E-CP	\$216
BP	5599E-PB	\$268
PN	5599E-PN	\$339
BN	5599E-BN	\$288
ORB	5599E-ORB	\$321

Schedule C

With twist-and-lift stopper. Extra long tubes can be custom cut to application.

Height adjustable to 19"  
Depth adjustable to 19"



AVAILABLE

NEW IMAGE COMING SOON

#### Pivoting Leg Tub Drain

SN	5599PD-BN	\$645
CP	5599PD-CP	\$591
BP	5599PD-PB	\$629
PN	5599PD-PN	\$678
ORB	5599PD-ORB	\$645
WH	5599PD-WH	\$645

Schedule C

Pivoting head adjusts to slope of tub.

Drain and overflow feature soft touch covers.

Compatible with tubs up to 1 3/4" thick at overflow.

Drain pipe: 21 1/2"

Overflow pipe: 25 1/4"



## Bath Parts

AVAILABLE  
NEW IMAGE  
COMING SOON

¾" Connections

### Bath Parts

#### Deck Mount Swivel Arms

BP	4501D-PB	\$142
CP	4501D-CP	\$142
PN	4501D-PN	\$192
SN	4501D-BN	\$192
ORB	4501D-ORB	\$142

Schedule C

For use with fillers mounted to the tub deck. Sold in pairs.

Use of deck mount couplers **#4504** recommended.

AVAILABLE  
NEW IMAGE  
COMING SOON

#### Deck Mount Coupler

BP	4504-PB	\$148
CP	4504-CP	\$148
SN	4504-BN	\$180
ORB	4504-ORB	\$148

Schedule C

Converts tub wall mounted fillers to deck mount. Sold in pairs.

DISCONTINUED

¾" Connection to water supply

#### S-Type Deck Coupler

BP	4504S-PB	\$160
CP	4504S-CP	\$160
PN	4504S-PN	\$225
SN	4504S-BN	\$160
ORB	4504S-ORB	\$160

Schedule C

Converts tub wall mounted fillers to deck mount. Sold in pairs.

Finish Code **BP** Polished Brass **CP** Polished Chrome **ORB** Oil Rubbed Bronze **PN** Polished Nickel **SN** Brushed Nickel

## Bath Parts

### Bath Parts



#### 6" Elbows

BP	4503-PB	\$138
CP	4503-CP	\$138
PN	4503-PN	\$152
SN	4503-SN	\$152
ORB	4503-ORB	\$165

Schedule C

For rim-mounted fillers. Sold in pairs.



#### Vacuum Breaker for Hand-Held Showers

BP	7999-PB	\$ 63
CP	7999-CP	\$ 59
PN	7999-PN	\$ 72
SN	7999-BN	\$ 66
ORB	7999-ORB	\$ 69

Schedule C

Fits between flexible hose and handshower diverter.



#### Extended Pop-Up Assembly

BP	5599EX-PB	\$137
CP	5599EX-CP	\$137
PN	5599EX-PN	\$137
SN	5599EX-BN	\$137
ORB	5599EX-ORB	\$137

Schedule C

Provides added depth in tub shoe for tubs with extra thick floor.

# Shower Rods

Shower rods, convert to shower units,  
parts, supplies and accessories

## Shower Rods



### Straight Shower Rod

- 1" solid brass tubing

Available in 3 sizes:

- L 36"
- L 48"
- L 60"

Rods adjustable by cutting ends

Finish	Product Number	Price
BP	4100-36-PB	\$111
CP	4100-36-CP	\$ 40
AB	<del>4100-36-AB</del>	<del>\$207</del>
SN	4100-36-BN	\$111
PN	4100-36-PN	\$111
ORB	4100-36-ORB	\$111
BP	4100-48-PB	\$123
CP	4100-48-CP	\$ 44
AB	<del>4100-48-AB</del>	<del>\$207</del>
SN	4100-48-BN	\$123
PN	4100-48-PN	\$123
ORB	4100-48-ORB	\$123
BP	4100-60-PB	\$ 95
CP	4100-60-CP	\$ 70
AB	<del>4100-60-AB</del>	<del>\$231</del>
SN	4100-60-SN	\$165
PN	4100-60-PN	\$180
ORB	4100-60-ORB	\$207

Schedule C

Includes die cast flanges: part **#310**.

Decorative flange part **#350** available on page 255.

Decorative flange requires use of ceiling support part **#340** available on page 251.

Finish Code **AB** Antique Brass **BP** Polished Brass **CP** Polished Chrome **PN** Polished Nickel **SN** Brushed Nickel **ORB** Oil Rubbed Bronze



## Shower Rods



### Straight Shower Rod

- 1" solid brass tubing

Available in 4 sizes:

L 72"

L 84"

L 96"

L 108"

72" are one-piece rods

84", 96" and 108" are two-piece rods

Rods adjustable by cutting ends

Finish	Product Number	Price
BP	4100-72-PB	\$121
CP	4100-72-CP	\$ 87
SN	4100-72-SN	\$208
PN	4100-72-PN	\$236
ORB	4100-72-ORB	\$242
WH	4100-72-WH	\$242
AB	<del>4100-72-AB</del>	<del>\$299</del>
AC	<del>4100-72-AC</del>	<del>\$361</del>
BP	4100-84-PB	\$172
CP	4100-84-CP	\$138
SN	4100-84-SN	\$269
PN	4100-84-PN	\$302
ORB	4100-84-ORB	\$309
BP	4100-96-PB	\$201
CP	4100-96-CP	\$174
SN	4100-96-BN	\$315
ORB	4100-96-ORB	\$321
BP	4100-108-PB	\$332
CP	4100-108-CP	\$295
SN	4100-108-BN	\$323
ORB	4100-108-ORB	\$347

Schedule C

Includes die cast flanges: part #310.

Decorative flange part #350 available on page 255

Decorative flange requires use of ceiling support part #340 available on page 251.

Finish Code   **AC** Antique Copper   **AB** Antique Brass   **BP** Polished Brass   **CP** Polished Chrome  
                     **SN** Brushed Nickel   **PN** Polished Nickel   **ORB** Oil Rubbed Bronze   **WH** White

## Shower Rods

AVAILABLE

NEW IMAGE COMING SOON

Available in five sizes:

L 36"

L 48"

L 60"

L 66"

L 72"

Rods adjustable by cutting ends

2<sup>3</sup>/<sub>4</sub>" distance between rods

### Straight Double Shower Rod

- 1" solid brass tubing

Finish	Product Number	Price
CP	7100D-36-CP	\$184
SN	7100D-36-BN	\$276
ORB	7100D-36-ORB	\$436
CP	7100D-48-CP	\$252
SN	7100D-48-BN	\$368
ORB	7100D-48-ORB	\$390
CP	7100D-60-CP	\$252
SN	7100D-60-BN	\$368
ORB	7100D-60-ORB	\$390
CP	7100D-66-CP	\$299
SN	7100D-66-BN	\$390
ORB	7100D-66-ORB	\$414
CP	7100D-72-CP	\$299
SN	7100D-72-BN	\$390
ORB	7100D-72-ORB	\$414

Schedule C

Includes die cast flanges and mounting hardware.

Finish Code CP Polished Chrome ORB Oil Rubbed Bronze SN Brushed Nickel

## Shower Rods

AVAILABLE

NEW IMAGE COMING SOON

Available in five sizes:

L 36"

L 48"

L 60"

L 66"

L 72"

Rods adjustable by cutting equal amounts from each end

2<sup>3</sup>/<sub>4</sub>" distance between rods

### Curved Double Shower Rod

- 1" solid stainless steel tubing

Finish	Product Number	Price
BP	7110D-36-PB	\$259
CP	7110D-36-CP	\$172
SN	7110D-36-BN	\$178
ORB	7110D-36-ORB	\$252
WH	<del>7110D-36-WH</del>	<del>\$172</del>
BL	<del>7110D-36-BL</del>	<del>\$172</del>
BP	7110D-48-PB	\$261
CP	7110D-48-CP	\$160
SN	7110D-48-BN	\$178
ORB	7110D-48-ORB	\$254
WH	<del>7110D-48-WH</del>	<del>\$172</del>
BL	<del>7110D-48-BL</del>	<del>\$172</del>
BP	7110D-60-PB	\$251
CP	7110D-60-CP	\$162
SN	7110D-60-BN	\$193
ORB	7110D-60-ORB	\$252
WH	<del>7110D-60-WH</del>	<del>\$172</del>
BL	<del>7110D-60-BL</del>	<del>\$184</del>
BP	7110D-66-PB	\$278
CP	7110D-66-CP	\$172
SN	7110D-66-BN	\$246
ORB	7110D-66-ORB	\$302
WH	7110D-66-WH	\$231
BL	7110D-66-BL	\$231
BP	7110D-72-PB	\$278
CP	7110D-72-CP	\$231
SN	7110D-72-BN	\$246
ORB	7110D-72-ORB	\$302
WH	<del>7110D-72-WH</del>	<del>\$231</del>
BL	<del>7110D-72-BL</del>	<del>\$231</del>

Schedule C

Includes die cast flanges and mounting hardware.

Finish Code **BL** Black **PB** Polished Brass **CP** Polished Chrome **ORB** Oil Rubbed Bronze **SN** Brushed Nickel **WH** White

# Shower Rods

Shower rods, convert to shower units,  
parts, supplies and accessories

## Shower Rods



Available in two sizes:

L 36" D 36"

L 72" D 36"

All rods are two pieces

Rods adjustable by cutting ends

### Corner Shower Rod

- 1" solid brass tubing
- Includes extra large rectangular flanges

Finish	Product Number	Price
BP	4117-36-PB	\$190
CP	4117-36-CP	\$ 91
SN	4117-36-BN	\$198
ORB	4117-36-ORB	\$208
BP	4117-72-PB	\$263
CP	4117-72-CP	\$132
SN	4117-72-BN	\$274
ORB	4117-72-ORB	\$284

Schedule C

Decorative flange part **#350** available on page 255.

Decorative flange requires use of ceiling support part **#340** available on page 251.



Available in two sizes:

L 30" D 30"

L 60" D 30"

All rods are two pieces

Rods adjustable by cutting ends

### Corner Shower Rod

- 1" solid brass tubing
- Includes extra large rectangular flanges

Finish	Product Number	Price
BP	4118-30-PB	\$137
CP	4118-30-CP	\$ 66
SN	4118-30-BN	\$153
ORB	4118-30-ORB	\$175
BP	4118-60-PB	\$180
CP	4118-60-CP	\$ 88
SN	4118-60-BN	\$225
ORB	4118-60-ORB	\$296

Schedule C

Decorative flange part **#350** available on page 255.

Decorative flange requires use of ceiling support part **#340** available on page 251.

Finish Code **BP** Polished Brass **CP** Polished Chrome **PN** Polished Nickel **SN** Brushed Nickel **ORB** Oil Rubbed Bronze

## Shower Rods



Rod size:

L 66" D 27"

All rods are two pieces

Rods adjustable by cutting ends

### Corner Shower Rod

- 1" solid brass tubing
- Includes 2 rectangular flanges

Finish	Product Number	Price
CP	4119-66-CP	\$ 93
BP	4119-66-PB	\$192
SN	4119-66-BN	\$236
ORB	4119-66-ORB	\$307

Schedule C

Decorative flange part **#350** available on page 255.

Decorative flange requires use of ceiling support part **#340** available on page 251.



Available in two sizes:

L 60" D 26"

L 66" D 26"

All rods are two pieces

Rods adjustable by cutting ends

### Corner Shower Rod

- 1" solid brass tubing

Finish	Product Number	Price
CP	4121-60-CP	\$ 77
BP	4121-66-PB	\$186
CP	4121-66-CP	\$ 91
SN	4121-66-SN	\$231
PN	4121-66-PN	\$251
ORB	4121-66-ORB	\$302

Schedule C

Includes rectangular flanges: part **#300**.

Decorative flange part **#350** available on page 255.

Decorative flange requires use of ceiling support part **#340** available on page 251.

# Shower Rods

Shower rods, convert to shower units,  
parts, supplies and accessories

## Shower Rods



Available in five sizes:

L 48" D 48"  
L 60" D 48"  
L 66" D 48"  
L 72" D 48"  
L 78" D 48"

All rods are two pieces  
Rods adjustable by cutting ends

### Corner Shower Rod

- 1" solid brass tubing

Finish	Product Number	Price
BP	4123-48-PB	\$282
CP	4123-48-CP	\$141
SN	4123-48-BN	\$294
ORB	4123-48-ORB	\$305
BP	4123-60-PB	\$307
CP	4123-60-CP	\$147
SN	4123-60-BN	\$311
ORB	4123-60-ORB	\$333
BP	4123-66-PB	\$312
CP	4123-66-CP	\$152
BP	4123-72-PB	\$328
CP	4123-72-CP	\$165
SN	4123-72-BN	\$328
ORB	4123-72-ORB	\$361
BP	4123-78-PB	\$340
CP	4123-78-CP	\$170

Schedule C

Includes rectangular flanges: part **#300**.

Decorative flange part **#350** available on page 255.

Decorative flange requires use of ceiling support part **#340** available on page 251.



Available in two sizes:

L 60" D 6"  
L 72" D 6"

All rods are three pieces  
Rods adjustable by cutting ends

### Cellini Offset Shower Rod

- 1" solid brass tubing

Finish	Product Number	Price
BP	4120-60-PB	\$164
CP	4120-60-CP	\$ 83
BP	4120-72-PB	\$168
CP	4120-72-CP	\$ 91

Schedule C

Includes rectangular flanges: part **#300**.

Ceiling supports available: part **#340**.

Cannot use decorative flanges with this rod.

Finish Code **BP** Polished Brass **CP** Polished Chrome **PN** Polished Nickel **SN** Brushed Nickel **ORB** Oil Rubbed Bronze

## Shower Rods



Available in two sizes:

L 48" D 24"

L 54" D 24"

All rods are four pieces

$\frac{3}{8}$ " OD supports adjustable by cutting



Available in two sizes:

L 48" D 24"

L 54" D 24"

All rods are four pieces

$\frac{3}{8}$ " OD supports adjustable by cutting

### Rectangular Shower Rod

- $\frac{3}{8}$ " solid brass tubing
- Includes 30" ceiling support and 10" wall support

Finish	Product Number	Price
BP	4150-48-PB	\$312
CP	4150-48-CP	\$210
SN	4150-48-SN	\$367
PN	4150-48-PN	\$399
ORB	4150-48-ORB	\$437
BP	4150-54-PB	\$345
CP	4150-54-CP	\$251
SN	4150-54-SN	\$411

Schedule C

### Rectangular Shower Rod with Side Wall Support

- $\frac{3}{8}$ " solid brass tubing
- Includes 30" ceiling support and 18" wall support

Finish	Product Number	Price
BP	4152-48-PB	\$323
CP	4152-48-CP	\$217
ORB	4152-48-ORB	\$376
PN	4152-48-PN	\$462
SN	4152-48-BN	\$375
BP	4152-54-PB	\$350
CP	4152-54-CP	\$272
SN	4152-54-SN	\$428

Schedule C

# Shower Rods

Shower rods, convert to shower units,  
parts, supplies and accessories

## Shower Rods



Product # 4156: 36" x 16" x 36"

Product # 4157: 30" x 24" x 30"

All rods are two pieces

Rods adjustable by cutting ends



Available in three sizes:

L 48" D 26"

L 54" D 26"

L 60" D 26"

All rods are four pieces

## Neo Angle Shower Rod

- 1" solid brass tubing

Finish	Product Number	Price
BP	4156-36-PB	\$241
CP	4156-36-CP	\$123
BP	4157-30-PB	\$241
CP	4157-30-CP	\$123

Schedule C

Includes rectangular flanges: part **#300**.

Decorative flange part **#350** available on page 255.

Decorative flange requires use of ceiling support part **#340** available on page 251.

## "D" Shower Rod

- 1" solid brass tubing

Finish	Product Number	Price
BP	4145-48-PB	\$236
CP	4145-48-CP	\$142
ORB	4145-48-ORB	\$227
PN	4145-48-PN	\$221
SN	4145-48-BN	\$265
BP	4145-54-PB	\$283
CP	4145-54-CP	\$170
ORB	4145-54-ORB	\$415
PN	4145-54-PN	\$355
SN	4145-54-BN	\$322
BP	4145-60-PB	\$307
CP	4145-60-CP	\$186
ORB	4145-60-ORB	\$742
PN	4145-60-PN	\$428
SN	4145-60-BN	\$742

Schedule C

Includes rectangular flanges: part **#300** and two "D" rod loop connectors: part **#331**.

Decorative flange part **#350** available on page 255.

Decorative flange requires use of ceiling support part **#340** available on page 251.

Finish Code **BP** Polished Brass **CP** Polished Chrome **PN** Polished Nickel **SN** Brushed Nickel **ORB** Oil Rubbed Bronze



## Shower Rods



Available in three sizes:

L 48" D 26"

L 54" D 26"

L 60" D 26"

All rods are three pieces

Rods adjustable by cutting ends

### "U" Shaped Shower Rod

- 1" solid brass tubing

Finish	Product Number	Price
BP	4140-48-PB	\$179
CP	4140-48-CP	\$ 91
BP	4140-54-PB	\$193
CP	4140-54-CP	\$104
BP	4140-60-PB	\$208
CP	4140-60-CP	\$109

Schedule C

Includes rectangular flanges: part **#300**.

Decorative flange part **#350** available on page 255.

Decorative flange requires use of ceiling support part **#340** available on page 251.



Rod size:

L 30" D 30"

All rods are three pieces

Rods adjustable by cutting ends

### "U" Shaped Shower Rod

- 1" solid brass tubing

Finish	Product Number	Price
CP	4141-30-CP	\$ 88
SN	4141-30-BN	\$175

Schedule C

Includes rectangular flanges: part **#300**.

Decorative flange part **#350** available on page 255.

Decorative flange requires use of ceiling support part **#340** available on page 251.

# Shower Rods

Shower rods, convert to shower units,  
parts, supplies and accessories

## Shower Rods



Available in five sizes:

- L 36"
- L 48"
- L 60"
- L 66"
- L 72"

Rods adjustable by cutting both ends

### Curved Shower Rod

- Stainless steel tubing

Finish	Product Number	Price
CP	7120-36-CP	\$ 96
SN	7120-36-BN	\$ 103
ORB	7120-36-ORB	\$ 121
PB	<del>7120-36-PB</del>	<del>\$ 122</del>
CP	7120-48-CP	\$ 101
SN	7120-48-BN	\$ 119
ORB	7120-48-ORB	\$ 132
PB	<del>7120-48-PB</del>	<del>\$ 122</del>
SN	7120-60-BN	\$ 119
ORB	7120-60-ORB	\$ 157
PB	<del>7120-60-PB</del>	<del>\$ 132</del>
SN	7120-66-BN	\$ 125
ORB	7120-66-ORB	\$ 163
PB	<del>7120-66-PB</del>	<del>\$ 154</del>
CP	7120-72-CP	\$ 134
SN	7120-72-BN	\$ 146
ORB	7120-72-ORB	\$ 175
PB	7120-72-PB	\$ 179

Schedule C

Includes swivel flanges and mounting hardware.

### Curved Shower Rod

- 1" steel tubing

Finish	Product Number	Price
CP	4110-60-CP	\$31
CP	4110-66-CP	\$33

Schedule C

Includes rectangular flanges  
Ceiling supports available : part #340  
Adjustable by cutting ends



Available in two sizes:

- L 59" D 6½"
- L 66" D 7½"



Finish Code **BP** Polished Brass **CP** Polished Chrome **PN** Polished Nickel **SN** Brushed Nickel **ORB** Oil Rubbed Bronze

## Shower Rods

AVAILABLE

NEW IMAGE COMING SOON

Available in three sizes:

L 48" D 30"

L 54" D 30"

L 60" D 30"

Ceiling supports are adjustable by cutting.

### Oval Shower Ring

- 1" solid brass tubing

Finish	Product Number	Price
CP	7150-48-CP	\$ 574
SN	7150-48-BN	\$ 952
ORB	7150-48-ORB	\$ 688
CP	7150-54-CP	\$ 614
SN	7150-54-BN	\$ 714
ORB	7150-54-ORB	\$ 688
BP	7150-60-PB	\$ 666
CP	7150-60-CP	\$ 574
SN	7150-60-BN	\$ 666
ORB	7150-60-ORB	\$ 688

Schedule C

Includes three 36" ceiling supports.

AVAILABLE

NEW IMAGE COMING SOON

Available in four sizes:

L 48" D 36"

L 54" D 36"

L 60" D 36"

L 72" D 36"

Ceiling supports are adjustable by cutting.

### Oval Shower Ring

- 1" solid brass tubing

Finish	Product Number	Price
CP	7152-48-CP	\$ 688
SN	7152-48-BN	\$1,161
ORB	7152-48-ORB	\$ 835
CP	7152-54-CP	\$ 688
SN	7152-54-BN	\$ 813
ORB	7152-54-ORB	\$ 835
BP	7152-60-PB	\$ 813
CP	7152-60-CP	\$ 688
BN	7152-60-BN	\$ 781
ORB	7152-60-ORB	\$ 906
BP	7152-72-PB	\$ 850
CP	7152-72-CP	\$ 781
BN	7152-72-BN	\$ 826
ORB	7152-72-ORB	\$ 919

Schedule C

Includes three 36" ceiling supports.

Finish Code **BP** Polished Brass **CP** Polished Chrome **SN** Brushed Nickel **ORB** Oil Rubbed Bronze

# Shower Rods

Shower rods, convert to shower units,  
parts, supplies and accessories

## Shower Units



Available in two sizes:

L 48" D 24"

L 54" D 24"

62" riser • Washerless diverter bathcock, 3 $\frac{3}{8}$ " centers  
10" wall support adjustable by cutting  
30" ceiling support adjustable by cutting  
Flow rate 4 GPM

### Rectangular Shower Unit

- $\frac{3}{4}$ " solid brass tubing
- Shower head included

Finish	Product Number	Price
BP	4190-48-PB	\$575
CP	4190-48-CP	\$352
ORB	4190-48-ORB	\$715
PN	4190-48-PN	\$675
SN	4190-48-BN	\$695
BP	4190-54-PB	\$608
CP	4190-54-CP	\$393

Schedule C

For use with acrylic or cast iron tubs.

Recommended for use with #5576 Double Offset Bath Supplies.



Available in two sizes:

L 48" D 24"

L 54" D 24"

62" riser • Washerless diverter bathcock, 3 $\frac{3}{8}$ " centers  
18" wall support adjustable by cutting  
30" ceiling support adjustable by cutting  
Flow rate 4 GPM

### Rectangular Shower Unit with Side Wall Support

- $\frac{3}{4}$ " solid brass tubing
- Side wall support fully reversible (left or right)

Finish	Product Number	Price
BP	4192-48-PB	\$581
CP	4192-48-CP	\$349
ORB	4192-48-ORB	\$775
PN	4192-48-PN	\$725
SN	4192-48-BN	\$750
BP	4192-54-PB	\$621
CP	4192-54-CP	\$373

Schedule C

Shower head included.

For use with acrylic or cast iron tubs.

Recommended for use with #5576 Double Offset Bath Supplies.

Finish Code **BP** Polished Brass **CP** Polished Chrome **PN** Polished Nickel **SN** Brushed Nickel **ORB** Oil Rubbed Bronze

## Shower Units



Available in three sizes:

L 48" D 26"

L 54" D 26"

L 60" D 26"

62" riser • Washerless diverter bathcock, 3 $\frac{3}{8}$ " centers  
Flow rate 4 GPM

### Rectangular "D" Shower Unit

- 1" solid brass tubing
- Shower head included

Finish	Product Number	Price
BP	4193-48-PB	\$552
CP	4193-48-CP	\$296
ORB	4193-48-ORB	\$700
PN	4193-48-PN	\$675
SN	4193-48-BN	\$675
BP	4193-54-PB	\$593
CP	4193-54-CP	\$322
ORB	4193-54-ORB	\$775
PN	4193-54-PN	\$750
SN	4193-54-BN	\$725
BP	4193-60-PB	\$634
CP	4193-60-CP	\$340
ORB	4193-60-ORB	\$875
PN	4193-60-PN	\$825
SN	4193-60-BN	\$850

Schedule C

Includes double eye loop connector: part #336 and rectangular flanges: part #300.

For use with acrylic or cast iron tubs.

Recommended for use with #5576 Double Offset Bath Supplies.



Available in two sizes:

L 48" D 24"

L 54" D 24"

56" riser • Washerless diverter bathcock, 3 $\frac{3}{8}$ " centers

Code spout: 4" above handles

10" wall support adjustable by cutting

30" ceiling support adjustable by cutting

Flow rate 4 GPM

### Code Rectangular Shower Unit

- $\frac{3}{4}$ " solid brass tubing
- Code spout
- Shower head included

Finish	Product Number	Price
BP	4198-48-PB	\$731
CP	4198-48-CP	\$470
ORB	4198-48-ORB	\$850
PN	4198-48-PN	\$800
SN	4198-48-BN	\$825
BP	4198-54-PB	\$785
CP	4198-54-CP	\$499

Schedule C

For use with acrylic or cast iron tubs.

Recommended for use with #5576 Double Offset Bath Supplies.

Finish Code **BP** Polished Brass **CP** Polished Chrome **ORB** Oil Rubbed Bronze **PN** Polished Nickel **SN** Brushed Nickel

# Shower Rods

Shower rods, convert to shower units,  
parts, supplies and accessories

## Shower Units



Available in three sizes:

L 48" D 26"  
L 54" D 26"  
L 60" D 26"

56" riser • Washerless diverter bathcock, 3 $\frac{3}{8}$ " centers  
Code spout: 4" above handles  
Flow rate 4 GPM

### Code Rectangular Shower Unit

- 1" solid brass tubing
- Shower head included
- Code spout
- "D" Rod

Finish	Product Number	Price
BP	4191-48-PB	\$655
CP	4191-48-CP	\$397
ORB	4191-48-ORB	\$750
ON	4191-48-PN	\$700
SN	4191-48-BN	\$720
BP	4191-54-PB	\$688
CP	4191-54-CP	\$414
ORB	4191-54-ORB	\$800
PN	4191-54-PN	\$725
SN	4191-54-BN	\$750
BP	4191-60-PB	\$716
CP	4191-60-CP	\$430
ORB	4191-60-ORB	\$825
PN	4191-60-PN	\$725
SN	4191-60-BN	\$800

Schedule C

Includes double eye loop connector: part #336 and rectangular flanges: part #300  
For acrylic or cast iron tub use.  
Recommended for use with #5576 Double Offset Bath Supplies.

### Code Rectangular Shower Unit

- $\frac{3}{4}$ " solid brass tubing
- Code gooseneck spout

Finish	Product Number	Price
BP	4122-PB	\$756
CP	4122-CP	\$579
SN	4122-SN	\$858

Schedule C

Does not include shower head.  
For acrylic tub use. For cast iron tub use part #4124  
Recommended for use with #5576 Double Offset Bath Supplies.

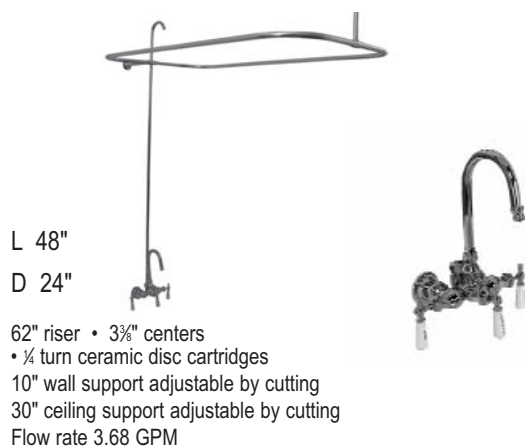


L 48"  
D 24"

62" riser • 3 $\frac{3}{8}$ " centers  
 $\frac{1}{4}$  turn ceramic disc cartridges  
10" wall support adjustable by cutting  
30" ceiling support adjustable by cutting  
Flow rate 3.68 GPM

Finish Code BP Polished Brass CP Polished Chrome SN Brushed Nickel

## Shower Units



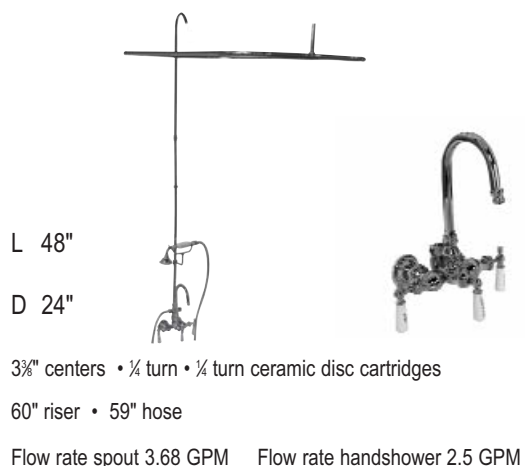
### Code Rectangular Shower Unit

- 3/4" solid brass tubing
- Code gooseneck spout

Finish	Product Number	Price
CP	4124-CP	\$579

Schedule C

Does not include shower head.  
For cast iron tub use. For acrylic tub use part **#4122**  
Recommended for use with **#5576** Double Offset Bath Supplies.



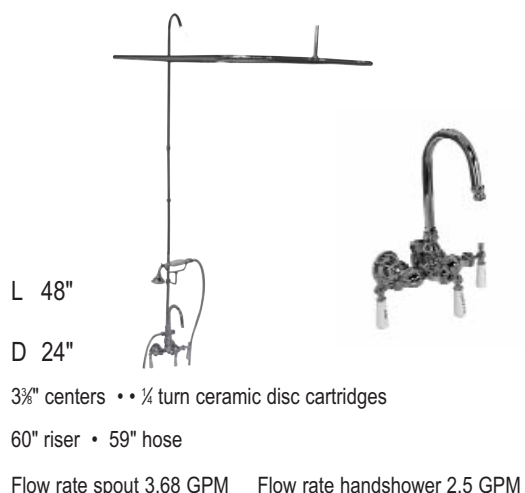
### Code Rectangular Shower Unit

- Hand held shower and cradle
- Code gooseneck spout
- 10" wall support
- 30" ceiling support

Finish	Product Number	Price
CP	4143-48-CP	\$ 929
SN	4143-48-BN	\$1,164

Schedule C

Shower head not included.  
For cast iron tub use. For acrylic tub use part **#4144**  
Recommended for use with **#5576** Double Offset Bath Supplies



### Code Rectangular Shower Unit

- Hand held shower and cradle
- Code gooseneck spout
- 10" wall support
- 30" ceiling support

Finish	Product Number	Price
BP	4144-48-PB	\$1,011
CP	4144-48-CP	\$ 929
PN	4144-48-PN	\$1,191
SN	4144-48-BN	\$1,164

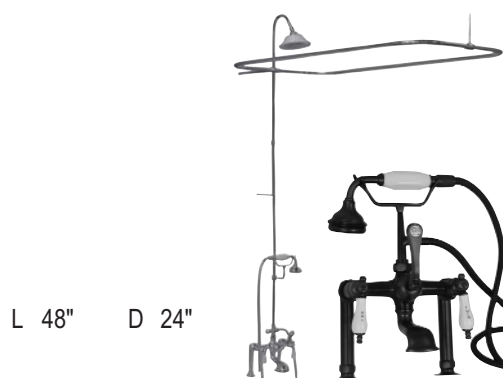
Schedule C

Does not include showerhead  
For acrylic tub use. For cast iron tub use part **#4143**  
Recommended for use with **#5576** Double Offset Bath Supplies.

# Shower Rods

Shower rods, convert to shower units,  
parts, supplies and accessories

## Shower Units



7" centers • ¼ turn ceramic disc cartridges

59" hose • 62" riser

Flow rate 3.7 GPM

Flow rate handshower 2.5 GPM

Flow rate showerhead 2.44 GPM

### Code Rectangular Shower Unit

- Elephant spout
- 6" elbows
- Hand shower and cradle
- Sunflower shower head

Finish	Product Number	Handles	Price
BP	4063-PL-PB	Porcelain lever	\$1,329
CP	4063-PL-CP	Porcelain lever	\$1,120
SN	4063-PL-BN	Porcelain lever	\$1,438
PN	4063-PL-PN	Porcelain lever	\$1,482
ORB	4063-PL-ORB	Porcelain lever	\$1,627
BP	4063-MC-PB	Metal cross	\$1,329
CP	4063-MC-CP	Metal cross	\$1,120
SN	4063-MC-BN	Metal cross	\$1,438
PN	4063-MC-PN	Metal cross	\$1,482
ORB	4063-MC-ORB	Metal cross	\$1,627

Schedule C

For deck mounting on acrylic or cast iron tubs.

Recommended for use with #5577 Straight Bath Supplies.

### Code Rectangular Shower Unit

- Elephant spout
- 6" elbows
- All metal hand-held shower and cradle
- Sunflower shower head

Finish	Product Number	Handles	Price
BP	4065-ML-PB	Metal lever	\$1,380
CP	4065-ML-CP	Metal lever	\$1,171
PN	4065-ML-PN	Metal lever	\$1,534
SN	4065-ML-BN	Metal lever	\$1,489
ORB	4065-ML-ORB	Metal lever	\$1,679
BP	4065-ML2-PB	Metal lever 2	\$1,380
CP	4065-ML2-CP	Metal lever 2	\$1,171
PN	4065-ML2-PN	Metal lever 2	\$1,534
SN	4065-ML2-BN	Metal lever 2	\$1,489
ORB	4065-ML2-ORB	Metal lever 2	\$1,679
BP	4065-MC-PB	Metal cross	\$1,380
CP	4065-MC-CP	Metal cross	\$1,171
PN	4065-MC-PN	Metal cross	\$1,534
SN	4065-MC-BN	Metal cross	\$1,489
ORB	4065-MC-ORB	Metal cross	\$1,679

Schedule C

For deck mounting on acrylic or cast iron tubs. To be used with straight bath supplies: part 5577.

Finish Code **BP** Polished Brass **CP** Polished Chrome **ORB** Oil Rubbed Bronze **PN** Polished Nickel **SN** Brushed Nickel



## Tub Fillers with Diversers

### Tub Rim-Mounted Filler with Diverter and Riser



7" centers • 62" riser  
¼ turn ceramic disc cartridges  
Flow rate 3.7 GPM



- Elephant spout
- 6" elbows

Finish	Product Number	Handles	Price
BP	4045-PL-PB	Porcelain lever	\$722
CP	4045-PL-CP	Porcelain lever	\$710
SN	4045-PL-BN	Porcelain lever	\$822
PN	4045-PL-PN	Porcelain lever	\$822
ORB	4045-PL-ORB	Porcelain lever	\$974
BP	4045-MC-PB	Metal cross	\$722
CP	4045-MC-CP	Metal cross	\$710
SN	4045-MC-BN	Metal cross	\$822
PN	4045-MC-PN	Metal cross	\$822
ORB	4045-MC-ORB	Metal cross	\$974

Schedule C

For deck mounting on acrylic or cast iron tubs  
Shower head not included. To be used with straight bath supplies: part #5577.

### Tub Rim-Mounted Filler with Diverter and Riser

- Elephant spout
- All metal hand-held shower and cradle



7" centers • 62" riser  
¼ turn ceramic disc cartridges  
Flow rate 3.7 GPM



Finish	Product Number	Handles	Price
BP	4046-ML-PB	Metal lever	\$ 763
CP	4046-ML-CP	Metal lever	\$ 751
PN	4046-ML-PN	Metal lever	\$ 863
SN	4046-ML-BN	Metal lever	\$ 863
ORB	4046-ML-ORB	Metal lever	\$1,016
BP	4046-ML2-PB	Metal lever 2	\$ 763
CP	4046-ML2-CP	Metal lever 2	\$ 751
PN	4046-ML2-PN	Metal lever 2	\$ 863
SN	4046-ML2-BN	Metal lever 2	\$ 863
ORB	4046-ML2-ORB	Metal lever 2	\$1,016
BP	4046-MC-PB	Metal cross	\$ 763
CP	4046-MC-CP	Metal cross	\$ 751
PN	4046-MC-PN	Metal cross	\$ 863
SN	4046-MC-BN	Metal cross	\$ 863
ORB	4046-MC-ORB	Metal cross	\$1,016

Schedule C

For deck mounting on acrylic or cast iron tubs  
Shower head not included. To be used with straight bath supplies: part #5577.

Finish Code **BP** Polished Brass **CP** Polished Chrome **ORB** Oil Rubbed Bronze **PN** Polished Nickel **SN** Brushed Nickel

# Shower Rods

Shower rods, convert to shower units,  
parts, supplies and accessories

## Tub Fillers with Diverter



3 $\frac{3}{8}$ " centers • 59" hose • 60" riser  
¼ turn ceramic disc cartridges  
Flow rate spout 3.68 GPM  
Flow rate handshower 2.5 GPM

### Tub Filler with Diverter and Hand Shower

- Code gooseneck spout
- Hand-held shower and cradle
- 6" wall support

Finish	Product Number	Handles	Price
<b>BP</b>	4024-PL-PB	Porcelain lever	\$801
<b>CP</b>	4024-PL-CP	Porcelain lever	\$723
<b>PN</b>	4024-PL-PN	Porcelain lever	\$801
<b>SN</b>	4024-PL-SN	Porcelain lever	\$801
<b>ORB</b>	4024-PL-ORB	Porcelain lever	\$801

Schedule C

Shower head not included.

Acrylic tub use only. For cast iron tub use buy: part **#4023-PL-CP**  
Recommended for use with **#5576** Double Offset Bath Supplies.



3 $\frac{3}{8}$ " centers • 60" riser • 59" hose  
¼ turn ceramic disc cartridges  
Flow rate spout 3.68 GPM  
Flow rate handshower 2.5 GPM

### Tub Filler with Diverter and Hand Shower

- Code gooseneck spout
- Hand held shower and cradle
- 6" wall support

Finish	Product Number	Handles	Price
<b>CP</b>	4023-PL-CP	Porcelain lever	\$723
<b>SN</b>	4023-PL-BN	Porcelain lever	\$801

Schedule C

Shower head not included

Cast iron tub use only. For acrylic tub use buy: part **#4024-PL-CP**  
Recommended for use with **#5576** Double Offset Bath Supplies.

Finish Code **BP** Polished Brass **CP** Polished Chrome **ORB** Oil Rubbed Bronze **PN** Polished Nickel **SN** Brushed Nickel

## Tub Fillers with Diverter



7" centers • ¼ turn ceramic disc cartridges  
59" hose • 62" riser  
Flow rate spout 3.7 GPM    Flow rate handshower 2.5 GPM  
Flow rate showerhead 2.44 GPM

### Tub Filler with Diverter, Hand Shower and Riser

- Elephant spout
- 6" elbows
- Hand shower and cradle
- Sunflower shower head

Finish	Product Number	Handles	Price
BP	4062-PL-PB	Porcelain lever	\$1,019
CP	4062-PL-CP	Porcelain lever	\$ 919
SN	4062-PL-BN	Porcelain lever	\$1,122
PN	4062-PL-PN	Porcelain lever	\$1,135
ORB	4062-PL-ORB	Porcelain lever	\$1,191
BP	4062-MC-PB	Metal cross	\$1,019
CP	4062-MC-CP	Metal cross	\$ 919
SN	4062-MC-BN	Metal cross	\$1,122
PN	4062-MC-PN	Metal cross	\$1,135
ORB	4062-MC-ORB	Metal cross	\$1,191

Schedule C

For deck mounting on acrylic or cast iron tubs. To be used with straight bath supplies: part #5577.

### Tub Filler with Diverter, Hand-Held Shower and Riser

- Elephant spout
- 6" elbows
- All metal hand-held shower and cradle
- Sunflower shower head



7" centers • ¼ turn ceramic disc cartridges  
59" hose • 62" riser  
Flow rate 3.7 GPM  
Flow rate handshower 2.5 GPM  
Flow rate showerhead 2.44 GPM

Finish	Product Number	Handles	Price
BP	4064-ML-PB	Metal lever	\$1,070
CP	4064-ML-CP	Metal lever	\$ 970
PN	4064-ML-PN	Metal lever	\$1,187
SN	4064-ML-BN	Metal lever	\$1,173
ORB	4064-ML-ORB	Metal lever	\$1,242
BP	4064-ML2-PB	Metal lever 2	\$1,070
CP	4064-ML2-CP	Metal lever 2	\$ 970
PN	4064-ML2-PN	Metal lever 2	\$1,187
SN	4064-ML2-BN	Metal lever 2	\$1,173
ORB	4064-ML2-ORB	Metal lever 2	\$1,242
BP	4064-MC-PB	Metal cross	\$1,070
CP	4064-MC-CP	Metal cross	\$ 970
PN	4064-MC-PN	Metal cross	\$1,187
SN	4064-MC-BN	Metal cross	\$1,173
ORB	4064-MC-ORB	Metal cross	\$1,242

Schedule C

For deck mounting on acrylic or cast iron tubs. To be used with straight bath supplies: part #5577.

Finish Code   **BP** Polished Brass   **CP** Polished Chrome   **ORB** Oil Rubbed Bronze   **PN** Polished Nickel   **SN** Brushed Nickel

# Shower Rods

Shower rods, convert to shower units,  
parts, supplies and accessories

## Tub Fillers and Shower Diverter



3 3/8" centers • 62" riser  
1/4 turn ceramic disc cartridges  
Flow rate spigot 3.34 GPM  
Flow rate showerhead 2.5 GPM



3 3/8" centers • 62" riser  
1/4 turn ceramic disc cartridges  
Flow rate spigot 3.34 GPM  
Flow rate showerhead 2.5 GPM



3 3/8" centers • 62" riser  
1/4 turn ceramic disc cartridges  
Flow rate spigot 3.34 GPM  
Flow rate showerhead 2.5 GPM



3 3/8" centers • 62" riser  
1/4 turn ceramic disc cartridges  
Flow rate spigot 3.34 GPM  
Flow rate showerhead 2.5 GPM



### Tub Fillers with Diverter

#### 4010 Series

- Old style spigot
- Solid brass adjustable shower head

Finish	Product Number	Handles	Price
BP	4010-PL-PB	Porcelain lever	\$557
CP	4010-PL-CP	Porcelain lever	\$436
ORB	4010-PL-ORB	Porcelain lever	\$584
SN	4010-PL-SN	Porcelain lever	\$478

Schedule C

For acrylic tub use only. For cast iron tubs use part **#4030**  
Recommended for use with **#5576** Double Offset Bath Supplies.

#### 4030 Series

- Old style spigot
- Solid brass adjustable shower head

CP	4030-PL-CP	Porcelain lever	\$436
----	------------	-----------------	-------

Schedule C

For cast iron tub use only. For acrylic tubs use part **#4010**  
Recommended for use with **#5576** Double Offset Bath Supplies.

#### 4011 Series

- Code gooseneck spout
- Sunflower shower head

BP	4011-PL-PB	Porcelain lever	\$650
CP	4011-PL-CP	Porcelain lever	\$650
ORB	4011-PL-ORB	Porcelain lever	\$737
PN	4011-PL-PN	Porcelain lever	\$690
SN	4011-PL-SN	Porcelain lever	\$690

Schedule C

For acrylic tub use only. For cast iron tubs use part **#4031**  
Recommended for use with **#5576** Double Offset Bath Supplies.

#### 4031 Series

- Code spout included
- Sunflower head

CP	4031-PL-CP	White plastic	\$650
----	------------	---------------	-------

Schedule C

For cast iron tub use only. For acrylic tubs use part **#4011**  
Recommended for use with **#5576** Double Offset Bath Supplies.

Finish Code **BP** Polished Brass **CP** Polished Chrome **ORB** Oil Rubbed Bronze **PN** Polished Nickel **SN** Brushed Nickel

## Tub Fillers and Shower Diverters



3 3/8" centers • 62" riser  
• 1/4 turn ceramic disc cartridges  
Flow rate 3.34 GPM



3 3/8" centers • 62" riser  
• 1/4 turn ceramic disc cartridges  
Flow rate 3.34 GPM



3 3/8" centers • 1/4 turn  
56" riser • 6" wall supports  
Flow rate 4 GPM



### Tub Fillers with Diverters

#### 4012 Series

- Code gooseneck spout
- Plastic shower head

Finish	Product Number	Handles	Price
BP	4012-PL-PB	Porcelain lever	\$494
CP	4012-PL-CP	Porcelain lever	\$390

Schedule C

For acrylic tub use only. For cast iron tubs use: part **#4013**  
Recommended for use with **#5576** Double Offset Bath Supplies.

#### 4013 Series

- Code gooseneck spout
- Plastic shower head

CP	4013-PL-CP	Porcelain lever	\$390
----	------------	-----------------	-------

Schedule C

For cast iron tub use only. For acrylic tubs use: part **#4012**  
Recommended for use with **#5576** Double Offset Bath Supplies.

#### 4199 Series

- Code spout included
- Shower head included
- Riser included

BP	4199-PB	Plastic lever	\$427
CP	4199-CP	Metal lever	\$261
ORB	4199-ORB	Metal lever	\$345
PN	4199-PN	Metal lever	\$290
SN	4199-BN	Metal lever	\$290

Schedule C

#### Converto Shower Code Spout with Handles only

BP	191-S-PB	Plastic lever	\$269
CP	191-S-CP	Metal lever	\$174
ORB	191-S-ORB	Metal lever	\$266
PN	191-S-PN	Metal lever	\$286
SN	191-S-BN	Metal lever	\$266

Schedule C

For use with acrylic or cast iron tubs.  
Recommended for use with **#5576** Double Offset Bath Supplies.

Finish Code **BP** Polished Brass **CP** Polished Chrome **ORB** Oil Rubbed Bronze **PN** Polished Nickel **SN** Brushed Nickel

# Shower Rods

Shower rods, converto shower units,  
parts, supplies and accessories

## Tub Fillers and Shower Diverters



3 3/8" centers • 1/4 turn • 62" riser  
6" wall support  
Flow rate 4 GPM



### Washerless Diverter Bathcock

- 195-S spout included
- Plastic shower head
- Riser included

Finish	Product Number	Handles	Price
BP	4195-PB	Metal lever	\$275
CP	4195-CP	Metal lever	\$153
ORB	4195-ORB	Metal lever	\$350
PN	4195-PN	Metal lever	\$345
SN	4195-BN	Metal lever	\$325

Schedule C

### Tub Converto Shower Spout with Handles only (M 1/2" Connection)

BP	195-S-PB	Metal lever	\$152
CP	195-S-CP	Metal lever	\$ 84
ORB	195-S-ORB	Metal lever	\$177
PN	195-S-PN	Metal lever	\$194
SN	195-S-BN	Metal lever	\$177

Schedule C

### Tub Converto Shower Spout with Handles only (M 1/2" Connection)

CP	205-S-CP	Metal lever	\$ 84
----	----------	-------------	-------

Schedule C

For use with acrylic or cast iron tubs.

Recommended for use with #5576 Double Offset Bath Supplies.

### Converto Shower for Built-in Tub, No Handles

- Over rim diverter spout included
- Plastic shower head
- Riser included

Finish	Product Number	Price
BP	4185-PB	\$167
CP	4185-CP	\$ 94

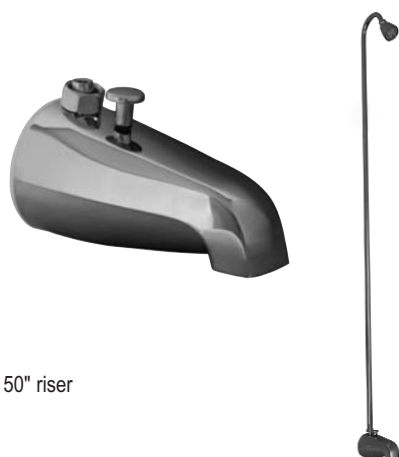
Schedule C

### Built-in Tub Converto Shower Spout only

BP	185-S-PB	\$ 87
CP	185-S-CP	\$ 48

Schedule C

For use with acrylic or cast iron tubs.



50" riser

Finish Code **BP** Polished Brass **CP** Polished Chrome **ORB** Oil Rubbed Bronze **PN** Polished Nickel **SN** Brushed Nickel

## Ceiling Supports

### Ceiling Supports

Available in four sizes:

L 28"

L 36"

L 42"

L 48"

Adjustable by cutting ends  
All are 3/16" OD



#### Ceiling Support Assembly

Finish	Product Number	Price
BP	340-28-PB	\$ 65
CP	340-28-CP	\$ 32
SN	340-28-BN	\$ 88
BP	340-36-PB	\$ 71
CP	340-36-CP	\$ 39
SN	340-36-SN	\$ 97
PN	340-36-PN	\$115
ORB	340-36-ORB	\$123
BP	340-42-PB	\$ 87
CP	340-42-CP	\$ 42
BP	340-48-PB	\$ 94
CP	340-48-CP	\$ 44

Schedule C

Includes flange 340-F and eyeloop 340E

#### Ceiling Support, 3/8" x 30"

BP	150CS-PB	\$ 43
CP	150CS-CP	\$ 23
SN	150CS-SN	\$ 63
PN	150CS-PN	\$ 69
ORB	150CS-ORB	\$ 81

Schedule C

#### Ceiling Support, 3/8" x 48"

BP	150LCS-PB	\$ 64
CP	150LCS-CP	\$ 30
SN	150LCS-SN	\$ 68
PN	150LCS-PN	\$ 90
ORB	150LCS-ORB	\$105

Schedule C

Brass tubing

# Shower Rods

Shower rods, convert to shower units,  
parts, supplies and accessories

## Wall Supports and Parts



4185WS



4195WS



Diameter: 1 1/4"



Base diameter: 3/4"  
Ring diameter: 1 1/4"  
Length: 2"

## Wall Supports

### Wall Supports

Finish	Product Number	Description	Price
BP	4150WS-PB	5/8" x 10"	\$28
CP	4150WS-CP	5/8" x 10"	\$16
PN	4150WS-PN	5/8" x 10"	\$54
SN	4150WS-SN	5/8" x 10"	\$44
ORB	4150WS-ORB	5/8" x 10"	\$56
BP	4152WS-PB	5/8" x 18"	\$41
CP	4152WS-CP	5/8" x 18"	\$21
PN	4152WS-PN	5/8" x 18"	\$72
SN	4152WS-SN	5/8" x 18"	\$55
ORB	4152WS-ORB	5/8" x 18"	\$65

Schedule C

### Wall Support Assemblies

Finish	Product Number	Description	Price
BP	4185WS-PB	Supports for 4185	\$19
CP	4185WS-CP	Supports for 4185	\$ 9
BP	4195WS-PB	Supports for 4195 and 4199	\$29
CP	4195WS-CP	Supports for 4195 and 4199	\$15
PN	4195WS-PN	Supports for 4195 and 4199	\$36
SN	4195WS-SN	Supports for 4195 and 4199	\$36
ORB	4195WS-ORB	Supports for 4195 and 4199	\$40

Schedule C

## Parts

### Eye Loop for 340 Ceiling Support

BP	340E-PB	\$11
CP	340E-CP	\$ 7
PN	340E-PN	\$11
SN	340E-BN	\$ 9
ORB	340E-ORB	\$11

Schedule C

### "D" Rod Loop Connector

BP	331-PB	\$14
CP	331-CP	\$10
PN	331-PN	\$13
SN	331-BN	\$13
ORB	331-ORB	\$14

Schedule C

Finish Code **BP** Polished Brass **CP** Polished Chrome **ORB** Oil Rubbed Bronze **PN** Polished Nickel **SN** Brushed Nickel



## Parts

### Parts

#### Wall Tee

Finish	Product Number	Price
BP	4150WT-PB	\$24
CP	4150WT-CP	\$13
PN	4150WT-PN	\$29
SN	4150WT-SN	\$29
ORB	4150WT-ORB	\$29

Schedule C



Length: 2½"  
Diameter: 1½"

#### Ceiling Tee

BP	4150CT-PB	\$24
CP	4150CT-CP	\$13
PN	4150CT-PN	\$29
SN	4150CT-SN	\$29
ORB	4150CT-ORB	\$29

Schedule C



Length: 2½"  
Diameter: 1½"

#### Double Eyeloop (1" OD x ¾" pipe connection)

BP	336-PB	\$44
CP	336-CP	\$29
PN	336-PN	\$33
SN	336-BN	\$33
ORB	336-ORB	\$44

Schedule C



Length: 2"  
Width: ¾"  
Height: 1¼"

#### Street Elbow, ¾"

BP	152L-PB	\$20
CP	152L-CP	\$11
PN	152L-PN	\$39
SN	152L-SN	\$40
ORB	152L-ORB	\$39

Schedule C



Length: 1½"  
Height: 1"



## Flanges

### Ceiling and Wall Flanges

#### Flange for Rectangular Rod



Finish	Product Number	Price
BP	150F-PB	\$13
CP	150F-CP	\$ 8
ORB	150F-ORB	\$20
PN	150F-PN	\$20
SN	150F-SN	\$20

Schedule C

#### Jumbo Rectangular Die Cast Flanges (pair)



BP	300-PB	\$30
CP	300-CP	\$16
ORB	300-ORB	\$30
PN	300-PN	\$20
SN	300-BN	\$20

Schedule C

#### Heavy Round Die Cast Flanges (pair)



BP	310-PB	\$13
CP	310-CP	\$ 8
ORB	310-ORB	\$13
PN	310-PN	\$13
SN	310-SN	\$13

Schedule C

#### Flange for 340 Ceiling Support



BP	340F-PB	\$11
CP	340F-CP	\$ 7
PN	340F-PN	\$13
SN	340F-BN	\$13
ORB	340F-ORB	\$16

Schedule C

Finish Code **BP** Polished Brass **CP** Polished Chrome **ORB** Oil Rubbed Bronze **PN** Polished Nickel **SN** Brushed Nickel

## Decorative Flanges and Shower Risers

### Decorative Flange (pair)



Finish	Product Number	Price
<b>BP</b>	350-PB	\$ 61
<b>CP</b>	350-CP	\$ 55
<b>SN</b>	350-BN	\$ 66
<b>PN</b>	350-PN	\$ 72
<b>ORB</b>	350-ORB	\$ 70

Schedule C

Decorative flange requires use of ceiling support part **#340** available on page 251.



Reach: 5½"

### Shower Risers

Finish	Product Number	Description	Price
<b>BP</b>	185R-PB	50" Converto shower riser	\$ 84
<b>CP</b>	185R-CP	50" Converto shower riser	\$ 54
<b>BP</b>	199R-PB	56" Converto shower riser	\$ 92
<b>CP</b>	199R-CP	56" Converto shower riser	\$ 57
<b>ORB</b>	199R-ORB	56" Converto shower riser	\$109
<b>PN</b>	199R-PN	56" Converto shower riser	\$109
<b>SN</b>	199R-BN	56" Converto shower riser	\$ 85
<b>BP</b>	196R-PB	62" Converto shower riser	\$ 97
<b>CP</b>	196R-CP	62" Converto shower riser	\$ 71
<b>ORB</b>	196R-ORB	62" Converto shower riser	\$173
<b>PN</b>	196R-PN	62" Converto shower riser	\$173
<b>SN</b>	196R-SN	62" Converto shower riser	\$103

Schedule C

# Bath Accessories

Shower heads, bath caddies, coasters  
and bath pillows

## Shower Heads

DISCONTINUED

Diameter: 5¾"

Projection from

### Ocala Rainfall Shower Head with Arm

- Solid brass
- Includes shower arm and flange

Finish	Product Number	Description	Price
<b>SN</b>	5593-BN	5¾" shower head	\$314
<b>CP</b>	5593-CP	5¾" shower head	\$291
<b>ORB</b>	5593-ORB	5¾" shower head	\$314

Schedule B

DISCONTINUED

Width: 8"

### Polea Square Rainfall Shower Head with Arm

- Solid brass
- Includes shower arm

Finish	Product Number	Description	Price
<b>SN</b>	5594-BN	8" shower head	\$402
<b>CP</b>	5594-CP	8" shower head	\$344
<b>ORB</b>	5594-ORB	8" shower head	\$417

Schedule B

Ceiling mount installation

### Palisade Rainfall Shower Head

- Solid brass
- Ceiling mount installation

Finish	Product Number	Description	Price
<b>SN</b>	5627-BN	6" shower head	\$119
<b>CP</b>	5627-CP	6" shower head	\$112
<b>ORB</b>	5627-ORB	6" shower head	\$134
<b>PB</b>	5627-PB	6" shower head	\$119
<b>SN</b>	5628-BN	8" shower head	\$190
<b>CP</b>	5628-CP	8" shower head	\$179
<b>ORB</b>	5628-ORB	8" shower head	\$202
<b>PB</b>	5628-PB	8" shower head	\$190
<b>SN</b>	5629-BN	10" shower head	\$269
<b>CP</b>	5629-CP	10" shower head	\$258
<b>ORB</b>	5629-ORB	10" shower head	\$358
<b>PB</b>	5629-PB	10" shower head	\$258
<b>SN</b>	5630-BN	12" shower head	\$433
<b>CP</b>	5630-CP	12" shower head	\$374
<b>ORB</b>	5630-ORB	12" shower head	\$512
<b>PB</b>	5630-PB	12" shower head	\$374

Schedule B

¼" IPS connection

Finish Code **BP** Polished Brass **CP** Polished Chrome **ORB** Oil Rubbed Bronze **SN** Brushed Nickel

## Shower Heads

DISCONTINUED

### Resia Ultra Thin Rainfall Shower Head

- Solid brass
- Ceiling mount installation

Finish	Product Number	Description	Price
SB	5620-SB	8" shower head	\$157
SP	5620-SP	8" shower head	\$179
SB	5621-SB	12" shower head	\$314
SP	5621-SP	12" shower head	\$318
SB	5622-SB	16" shower head	\$358
SP	5622-SP	16" shower head	\$390

Schedule B

DISCONTINUED

### Rika Shower Head with Arm

- Solid brass
- Includes shower arm and flange

Finish	Product Number	Description	Price
SN	5625-6-BN	6" shower arm	\$107
CP	5625-6-CP	6" shower arm	\$ 98
ORB	5625-6-ORB	6" shower arm	\$130
PB	5625-6-PB	6" shower arm	\$101
SN	5625-8-BN	8" shower arm	\$123
CP	5625-8-CP	8" shower arm	\$107
ORB	5625-8-ORB	8" shower arm	\$139
PB	5625-8-PB	8" shower arm	\$112
SN	5625-10-BN	10" shower arm	\$141
CP	5625-10-CP	10" shower arm	\$107
ORB	5625-10-ORB	10" shower arm	\$150
PB	5625-10-PB	10" shower arm	\$119
SN	5625-12-BN	12" shower arm	\$157
CP	5625-12-CP	12" shower arm	\$123
ORB	5625-12-ORB	12" shower arm	\$170
PB	5625-12-PB	12" shower arm	\$150

Schedule B

Diameter: 4"

# Bath Accessories

Shower heads, bath caddies, coasters  
and bath pillows

## Bath Caddies



Diameter: 2¼"

### Traditional Shower Head

- Solid brass

Finish	Product Number	Description	Price
<b>BP</b>	5592-PB	2¼" shower head	\$ 87
<b>CP</b>	5592-CP	2¼" shower head	\$ 87
<b>SN</b>	5592-SN	2¼" shower head	\$104
<b>ORB</b>	5592-ORB	2¼" shower head	\$144
<b>PN</b>	5592-PN	2¼" shower head	\$144

Flow rate: 2.5 GPM

Schedule B



Diameter: 4¾"

### Sprinkler Can Shower Head

- Solid brass

Finish	Product Number	Description	Price
<b>BP</b>	5591-PB	4¾" shower head	\$109
<b>CP</b>	5591-CP	4¾" shower head	\$109
<b>SN</b>	5591-SN	4¾" shower head	\$115

Flow rate: 2.21 GPM

Schedule B



Diameter: 6¾"

### Sunflower Shower Head

- Solid brass
- Porcelain outside

Finish	Product Number	Description	Price
<b>BP</b>	5590-PB	6¾" shower head	\$150
<b>CP</b>	5590-CP	6¾" shower head	\$143
<b>SN</b>	5590-SN	6¾" shower head	\$156
<b>PN</b>	5590-PN	6¾" shower head	\$165
<b>ORB</b>	5590-ORB	6¾" shower head	\$164

Flow rate: 2.44 GPM

Schedule B

Finish Code **BP** Polished Brass **CP** Polished Chrome **ORB** Oil Rubbed Bronze **BP** Polished Brass **SN** Brushed Nickel

## Bath Caddies

AVAILABLE  
NEW IMAGE  
COMING SOON

L 6½"  
W 6⅞"  
H 4⅞"

### Bath Caddy for Shower Riser

- Solid brass

Finish	Product Number	Price
BP	BC2000-PB	\$ 116
CP	BC2000-CP	\$ 110
SN	BC2000-BN	\$ 130

Schedule C

Compatible with 1/2" IPS or 5/8" OD riser tubing.

DISCONTINUED

L 5⅞"  
W 8"  
H 5¼"

### Bath Supply Basket for Tub Rim

- Solid brass
- Hangs conveniently on tub rim

Finish	Product Number	Price
AB	BC2002-AB	\$ 113
ORB	BC2002-ORB	\$ 134
BP	BC2002-PB	\$ 113

Schedule C

May also be mounted on wall.

AVAILABLE  
NEW IMAGE COMING  
SOON

L 6⅝"  
W 8¼"  
H 7"

### Bath Supply Basket for Tub Rim

- Solid brass
- Hangs conveniently on tub rim

Finish	Product Number	Price
SN	BC2004-BN	\$ 117
CP	BC2004-CP	\$ 110
ORB	BC2004-ORB	\$ 124
BP	BC2004-PB	\$ 150

Schedule C

Designed to hang over tub rim.

# Bath Accessories

Shower heads, bath caddies, coasters and bath pillows

## Bath Caddies

L 10½"  
W 5¼"

**DISCONTINUED**

### Bath Supply Basket for Tub Rim

- Solid brass
- Hangs conveniently on tub rim

Finish	Product Number	Price
<b>SN</b>	BC2008-BN	\$ 131
<b>CP</b>	BC2008-CP	\$ 119

Schedule C

Designed to hang over tub rim.

L 8½"  
W 9"

**DISCONTINUED**

### Bath Supply Basket for Tub Rim

- Solid brass

Finish	Product Number	Price
<b>AB</b>	BC2006-AB	\$ 117
<b>AC</b>	BC2006-AC	\$ 118
<b>SN</b>	BC2006-BN	\$ 105
<b>CP</b>	BC2006-CP	\$ 104
<b>ORB</b>	BC2006-ORB	\$ 117
<b>BP</b>	BC2006-PB	\$ 93

Schedule C

Designed to hang over tub rim.

W 7"  
L Adjustable 26"

**DISCONTINUED**

### 32-1/2" Tub Caddy

- Solid brass construction
- 3 Basket style compartments

Finish	Product Number	Price
<b>SN</b>	BC2034-BN	\$ 278
<b>CP</b>	BC2034-CP	\$ 244
<b>ORB</b>	BC2034-ORB	\$ 295
<b>PN</b>	BC2034-PN	\$ 349

Schedule C

Designed to rest over tub rims.

Large basket: 10" x 7"  
Small baskets: 3" x 7"

Finish Code **AB** Antique Brass **AC** Antique Copper **BP** Polished Brass **CP** Polished Chrome **ORB** Oil Rubbed Bronze **SN** Brushed Nickel **PN** Polished Nickel



## Bath Caddies

**DISCONTINUED**

W 7 $\frac{1}{8}$ "

L Adjustable

Large basket: 7 $\frac{1}{4}$ " x 7 $\frac{1}{8}$ "

Small baskets: 3 $\frac{1}{4}$ " x 7 $\frac{1}{8}$ "

### 37-1/2" Tub Caddy

- Solid brass construction
- 3 Basket style compartments

Finish	Product Number	Price
<b>SN</b>	BC2036-BN	\$ 164
<b>CP</b>	BC2036-CP	\$ 152
<b>ORB</b>	BC2036-ORB	\$ 176

Designed to rest over tub rims.

Schedule C

**AVAILABLE**

**NEW IMAGE COMING  
SOON**

W 8"

L Adjustable 23 $\frac{3}{4}$ " - 38"

Large basket: 7 $\frac{1}{2}$ " x 7"

Small baskets: 3" x 7"

### 38" Tub Caddy

- Solid brass construction
- 3 Separate basket style compartments

Finish	Product Number	Price
<b>SN</b>	BC2038-BN	\$ 230
<b>CP</b>	BC2038-CP	\$ 218
<b>ORB</b>	BC2038-ORB	\$ 245
<b>BP</b>	BC2038-PB	\$ 305

Designed to rest over tub rims.

Schedule C

**DISCONTINUED**

W 8"

L Adjustable 2

Large basket: 9 $\frac{1}{2}$ " x 8"

Small baskets: 3 $\frac{1}{8}$ " x 8"

### 38-1/2" Tub Caddy

- Solid brass construction
- 3 Basket style compartments

	Product Number	Price
<b>CP</b>	BC2040	\$ 244

Schedule C

Designed to rest over tub rims.

# Bath Accessories

Shower heads, bath caddies, coasters and  
bath pillows

## Bath Caddies

DISCONTINUED

W 11¼"  
H 3"

AVAILABLE

NEW IMAGE COMING  
SOON

L 33"  
W 11¼"  
H 3"

AVAILABLE

NEW IMAGE COMING  
SOON

W 11¼"  
H 3"



AVAILABLE

NEW IMAGE COMING  
SOON

L 31⅝"  
W 11¼"  
H 3"

### Bamboo Tub Caddy Tray

- Eco-friendly bamboo
- Natural finish


	Product Number	Description	Price
	BC2028	30" long	\$ 272
	BC2030	33" long	\$ 290

Schedule C

Designed to rest over tub rims.

### Bamboo Tub Caddy Shelf

- Eco-friendly bamboo
- Natural finish



	Product Number	Price
	BC2032	\$ 287

Schedule C

Designed to rest over tub rims.

### Teak Tub Caddy Tray

- Teak construction
- Natural unsealed finish


	Product Number	Description	Price
	BC2022	30" long	\$ 217
	BC2024	33" long	\$ 222

Schedule B

Designed to rest over tub rims.

### Teak Tub Caddy Shelf

- Teak construction
- Natural unsealed finish

	Product Number	Price
	BC2026	\$ 187

Schedule C

Designed to rest over tub rims.

## Accessories

L 3¾"  
W 3¾"  
H 1"

**DISCONTINUED**

### Tub Foot Coasters

- Solid brass
- Set of 4

Finish	Product Number	Price
<b>SN</b>	7997-BN	\$231
<b>CP</b>	7997-CP	\$231
<b>ORB</b>	7997-ORB	\$233
<b>BP</b>	7997-PB	\$205
<b>PN</b>	7997-PN	\$231

Schedule C

Do not work with Lion Paw Feet.

L 10½"  
W 8¾"

**DISCONTINUED**

### Arched Bath Pillow

- Mildew resistant vinyl cover
- Supple polyester fiber filling
- 2 Suction cups secure to tub wall
- Pillow is 2¼" thick

	Product Number	Price
<b>BL</b>	7991-BL	\$ 90
<b>WH</b>	7991-WH	\$ 90

Schedule C

For use with smooth walled tubs.

L 12¼"  
W 6½"

**DISCONTINUED**

### Magnetic Bath Pillow

- Magnets secure to tub wall
- Comfortable foam construction
- Pillow is 2" thick

	Product Number	Price
<b>WH</b>	7990-WH	\$128

Schedule C

For use with cast iron and copper tubs.

Item No	Page	Item No	Page	Item No	Page
150CS-CP.....	257	300-PB.....	260	4001-PL-CP.....	203
150CS-ORB.....	257	300-PN.....	260	4010-PL-CP.....	206,254
150CS-PB.....	257	310-SN.....	260	4010-PL-ORB.....	206,254
150CS-PN.....	257	310-CP.....	260	4010-PL-PB.....	206,254
150CS-SN.....	257	310-ORB.....	260	4010-PL-SN.....	206,254
150F-CP.....	260	310-PB.....	260	4011-PL-CP.....	206,254
150F-ORB.....	260	310-PN.....	260	4011-PL-ORB.....	206,254
150F-PB.....	260	331-SN.....	258	4011-PL-PB.....	206,254
150F-PN.....	260	331-CP.....	258	4011-PL-PN.....	206,254
150F-SN.....	260	331-ORB.....	258	4011-PL-SN.....	206,254
150LCS-CP.....	257	331-PB.....	258	4012-PL-CP.....	205,255
150LCS-ORB.....	257	331-PN.....	258	4012-PL-PB.....	205,255
150LCS-PB.....	257	336-BN.....	259	4013-PL-CP.....	203,255
150LCS-PN.....	257	336-CP.....	259	4020-PL-CP.....	210
150LCS-SN.....	257	336-ORB.....	259	4022-PL-CP.....	209
152L-CP.....	259	336-PB.....	259	4022-PL-ORB.....	209
152L-ORB.....	259	336-PN.....	259	4022-PL-PB.....	209
152L-PB.....	259	340-28-BN.....	257	4022-PL-PN.....	209
152L-PN.....	259	340-28-CP.....	257	4022-PL-SN.....	209
152L-SN.....	259	340-28-PB.....	257	4023-PL-BN.....	203,252
185-S-CP.....	208,256	340-36-CP.....	257	4023-PL-CP.....	203,252
185-S-PB.....	208,256	340-36-ORB.....	257	4024-PL-CP.....	205,252
185R-CP.....	228,261	340-36-PB.....	257	4024-PL-ORB.....	205,252
185R-PB.....	228,261	340-36-PN.....	257	4024-PL-PB.....	205,252
191-S-BN.....	209,255	340-36-SN.....	257	4024-PL-PN.....	205,252
191-S-CP.....	209,255	340-42-CP.....	257	4024-PL-SN.....	205,252
191-S-ORB.....	209,255	340-42-PB.....	257	4025-PL-CP.....	210
191-S-PB.....	209,255	340-48-CP.....	257	4025-PL-ORB.....	210
191-S-PN.....	209,255	340-48-PB.....	257	4025-PL-PB.....	210
195-S-BN.....	208,256	340E-BN.....	258	4025-PL-PN.....	210
195-S-CP.....	208,256	340E-CP.....	258	4025-PL-SN.....	210
195-S-ORB.....	208,256	340E-ORB.....	258	4030-PL-CP.....	204,254
195-S-PB.....	208,256	340E-PB.....	258	4031-PL-CP.....	204,254
195-S-PN.....	208,256	340E-PN.....	258	4035-ML-CP.....	207
196R-CP.....	228,261	340F-BN.....	260	4045-MC-BN.....	215,251
196R-ORB.....	228,261	340F-CP.....	260	4045-MC-CP.....	215,251
196R-PB.....	228,261	340F-ORB.....	260	4045-MC-ORB.....	215,251
196R-PN.....	228,261	340F-PB.....	260	4045-MC-PB.....	215,251
196R-SN.....	228,261	340F-PN.....	260	4045-MC-PN.....	215,251
199R-BN.....	228,261	350-BN.....	261	4045-PL-BN.....	215,251
199R-CP.....	228,261	350-CP.....	261	4045-PL-CP.....	215,251
199R-ORB.....	228,261	350-ORB.....	261	4045-PL-ORB.....	215,251
199R-PB.....	228,261	350-PB.....	261	4045-PL-PB.....	215,251
199R-PN.....	228,261	350-PN.....	261	4045-PL-PN.....	215,251
205-S-CP.....	208,256	4000-PL-CP.....	205	4046-MC-CP.....	215,251
300-BN.....	260	4000-PL-ORB.....	205	4046-MC-ORB.....	215,251
300-CP.....	260	4000-PL-PB.....	205	4046-MC-PB.....	215,251
300-ORB.....	260	4000-PL-SN.....	205	4046-MC-PN.....	215,251

# Index by Part Number



Item No	Page	Item No	Page	Item No	Page
4046-MC-SN.....	215,251	4064-ML-PB.....	216,253	4100-60-PB.....	234
4046-ML-CP.....	215,251	4064-ML-PN.....	216,253	4100-60-PN.....	234
4046-ML-ORB.....	215,251	4064-ML-SN.....	216,253	4100-60-SN.....	234
4046-ML-PB.....	215,251	4064-ML2-CP.....	216,253	4100-72-AB.....	235
4046-ML-PN.....	215,251	4064-ML2-ORB.....	216,253	4100-72-AC.....	235
4046-ML-SN.....	215,251	4064-ML2-PB.....	216,253	4100-72-SN.....	235
4046-ML2-CP.....	215,251	4064-ML2-PN.....	216,253	4100-72-CP.....	235
4046-ML2-ORB.....	215,251	4064-ML2-SN.....	216,253	4100-72-ORB.....	235
4046-ML2-PB.....	215,251	4065-MC-CP.....	250	4100-72-PB.....	235
4046-ML2-PN.....	215,251	4065-MC-ORB.....	250	4100-72-PN.....	235
4046-ML2-SN.....	215,251	4065-MC-PB.....	250	4100-72-WH.....	235
4050-MC-CP.....	207	4065-MC-PN.....	250	4100-84-CP.....	235
4050-MC-PB.....	207	4065-MC-SN.....	250	4100-84-ORB.....	235
4050-MC-PN.....	207	4065-ML-CP.....	250	4100-84-PB.....	235
4050-MC-SN.....	207	4065-ML-ORB.....	250	4100-84-PN.....	235
4051-PL-CP.....	207	4065-ML-PB.....	250	4100-84-SN.....	235
4051-PL-PB.....	207	4065-ML-PN.....	250	4100-96-BN.....	235
4052-PL-CP.....	207	4065-ML-SN.....	250	4100-96-CP.....	235
4052-PL-PB.....	207	4065-ML2-CP.....	250	4100-96-ORB.....	235
4052-PL-PN.....	207	4065-ML2-ORB.....	250	4100-96-PB.....	235
4052-PL-SN.....	207	4065-ML2-PB.....	250	4110-60-CP.....	244
4062-MC-BN.....	216,253	4065-ML2-PN.....	250	4110-66-CP.....	244
4062-MC-CP.....	216,253	4065-ML2-SN.....	250	4117-36-BN.....	238
4062-MC-ORB.....	216,253	4072-PL-CP.....	204	4117-36-CP.....	238
4062-MC-PB.....	216,253	4073-PL-CP.....	206	4117-36-ORB.....	238
4062-MC-PN.....	216,253	4073-PL-ORB.....	206	4117-36-PB.....	238
4062-PL-BN.....	216,253	4073-PL-PB.....	206	4117-72-BN.....	238
4062-PL-CP.....	216,253	4073-PL-PN.....	206	4117-72-CP.....	238
4062-PL-ORB.....	216,253	4073-PL-SN.....	206	4117-72-ORB.....	238
4062-PL-PB.....	216,253	4100-108-BN.....	235	4117-72-PB.....	238
4062-PL-PN.....	216,253	4100-108-CP.....	235	4118-30-BN.....	238
4063-MC-BN.....	250	4100-108-ORB.....	235	4118-30-CP.....	238
4063-MC-CP.....	250	4100-108-PB.....	235	4118-30-ORB.....	238
4063-MC-ORB.....	250	4100-36-AB.....	234	4118-30-PB.....	238
4063-MC-PB.....	250	4100-36-CP.....	234	4118-60-BN.....	238
4063-MC-PN.....	250	4100-36-ORB.....	234	4118-60-CP.....	238
4063-PL-BN.....	250	4100-36-PB.....	234	4118-60-ORB.....	238
4063-PL-CP.....	250	4100-36-PN.....	234	4118-60-PB.....	238
4063-PL-ORB.....	250	4100-36-BN.....	234	4119-66-BN.....	239
4063-PL-PB.....	250	4100-48-AB.....	234	4119-66-CP.....	239
4063-PL-PN.....	250	4100-48-CP.....	234	4119-66-ORB.....	239
4064-MC-CP.....	216,253	4100-48-ORB.....	234	4119-66-PB.....	239
4064-MC-ORB.....	216,253	4100-48-PB.....	234	4120-60-CP.....	240
4064-MC-PB.....	216,253	4100-48-PN.....	234	4120-60-PB.....	240
4064-MC-PN.....	216,253	4100-48-BN.....	234	4120-72-CP.....	240
4064-MC-SN.....	216,253	4100-60-AB.....	234	4120-72-PB.....	240
4064-ML-CP.....	216,253	4100-60-CP.....	234	4121-60-CP.....	239
4064-ML-ORB.....	216,253	4100-60-ORB.....	234	4121-66-CP.....	239

Item No	Page	Item No	Page	Item No	Page
4121-66-ORB.....	239	4145-60-BN.....	242	4185WS-PB.....	228,258
4121-66-PB.....	239	4145-60-CP.....	242	4190-48-BN.....	246
4121-66-PN.....	239	4145-60-ORB.....	242	4190-48-CP.....	246
4121-66-SN.....	239	4145-60-PB.....	242	4190-48-ORB.....	246
4122-CP.....	248	4145-60-PN.....	242	4190-48-PB.....	246
4122-PB.....	248	4150-48-CP.....	241	4190-48-PN.....	246
4122-SN.....	248	4150-48-ORB.....	241	4190-54-CP.....	246
4123-48-BN.....	240	4150-48-PB.....	241	4190-54-PB.....	246
4123-48-CP.....	240	4150-48-PN.....	241	4191-48-BN.....	248
4123-48-ORB.....	240	4150-48-SN.....	241	4191-48-CP.....	248
4123-48-PB.....	240	4150-54-CP.....	241	4191-48-ORB.....	248
4123-60-BN.....	240	4150-54-PB.....	241	4191-48-PB.....	248
4123-60-CP.....	240	4150-54-SN.....	241	4191-48-PN.....	248
4123-60-ORB.....	240	4150CT-CP.....	259	4191-54-BN.....	248
4123-60-PB.....	240	4150CT-ORB.....	259	4191-54-CP.....	248
4123-66-CP.....	240	4150CT-PB.....	259	4191-54-ORB.....	248
4123-66-PB.....	240	4150CT-PN.....	259	4191-54-PB.....	248
4123-72-BN.....	240	4150CT-SN.....	259	4191-54-PN.....	248
4123-72-CP.....	240	4150WS-CP.....	258	4191-60-BN.....	248
4123-72-ORB.....	240	4150WS-ORB.....	258	4191-60-CP.....	248
4123-72-PB.....	240	4150WS-PB.....	258	4191-60-ORB.....	248
4123-78-CP.....	240	4150WS-PN.....	258	4191-60-PB.....	248
4123-78-PB.....	240	4150WS-SN.....	258	4191-60-PN.....	248
4124-CP.....	249	4150WT-CP.....	259	4192-48-BN.....	246
4140-48-CP.....	243	4150WT-ORB.....	259	4192-48-CP.....	246
4140-48-PB.....	243	4150WT-PB.....	259	4192-48-ORB.....	246
4140-54-CP.....	243	4150WT-PN.....	259	4192-48-PB.....	246
4140-54-PB.....	243	4150WT-SN.....	259	4192-48-PN.....	246
4140-60-CP.....	243	4152-48-BN.....	241	4192-54-CP.....	246
4140-60-PB.....	243	4152-48-CP.....	241	4192-54-PB.....	246
4141-30-BN.....	243	4152-48-ORB.....	241	4193-48-BN.....	247
4141-30-CP.....	243	4152-48-PB.....	241	4193-48-CP.....	247
4143-48-BN.....	249	4152-48-PN.....	241	4193-48-ORB.....	247
4143-48-CP.....	249	4152-54-CP.....	241	4193-48-PB.....	247
4144-48-BN.....	249	4152-54-PB.....	241	4193-48-PN.....	247
4144-48-CP.....	249	4152-54-SN.....	241	4193-54-BN.....	247
4144-48-PB.....	249	4152WS-CP.....	258	4193-54-CP.....	247
4144-48-PN.....	249	4152WS-ORB.....	258	4193-54-ORB.....	247
4145-48-BN.....	242	4152WS-PB.....	258	4193-54-PB.....	247
4145-48-CP.....	242	4152WS-PN.....	258	4193-54-PN.....	247
4145-48-ORB.....	242	4152WS-SN.....	258	4193-60-BN.....	247
4145-48-PB.....	242	4156-36-CP.....	242	4193-60-CP.....	247
4145-48-PN.....	242	4156-36-PB.....	242	4193-60-ORB.....	247
4145-54-CP.....	242	4157-30-CP.....	242	4193-60-PB.....	247
4145-54-ORB.....	242	4157-30-PB.....	242	4193-60-PN.....	247
4145-54-PB.....	242	4185-CP.....	208,256	4195-BN.....	208,256
4145-54-PN.....	242	4185-PB.....	208,256	4195-CP.....	208,256
4145-54-SN.....	242	4185WS-CP.....	228,258	4195-ORB.....	208,256

# Index by Part Number



Item No	Page	Item No	Page	Item No	Page
4195-PB.....	208,256	4502-PL-SN.....	226	4601-PL-CP.....	214
4195-PN.....	208,256	4502L-CP.....	226	4601-PL-ORB.....	214
4195WS-CP.....	228,258	4502L-PB.....	226	4601-PL-PB.....	214
4195WS-ORB.....	228,258	4502L-SN.....	226	4601-PL-PN.....	214
4195WS-PB.....	228,258	4502MC-31-CP.....	227	4601-PL-SN.....	214
4195WS-PN.....	228,258	4502MC-31-ORB.....	227	4602-MC-CP.....	212
4195WS-SN.....	228,258	4502MC-31-PB.....	227	4602-MC-ORB.....	212
4198-48-BN.....	247	4502MC-34-CP.....	227	4602-MC-PB.....	212
4198-48-CP.....	247	4502MC-34-ORB.....	227	4602-MC-PN.....	212
4198-48-ORB.....	247	4502MC-34-PB.....	227	4602-MC-SN.....	212
4198-48-PB.....	247	4502MC-34-PN.....	227	4602-PL-CP.....	212
4198-48-PN.....	247	4502MC-34-BN.....	227	4602-PL-ORB.....	212
4198-54-CP.....	247	4502MC-37-CP.....	227	4602-PL-PB.....	212
4198-54-PB.....	247	4502MC-37-ORB.....	227	4602-PL-PN.....	212
4199-BN.....	209,255	4502MC-37-PB.....	227	4602-PL-SN.....	212
4199-CP.....	209,255	4502MC-37-BN.....	227	4603-MC-CP.....	214
4199-ORB.....	209,555	4502SUP-SN.....	226	4603-MC-ORB.....	214
4199-PB.....	209,555	4502SUP-CP.....	226	4603-MC-PB.....	214
4199-PN.....	209,555	4502SUP-ORB.....	226	4603-MC-PN.....	214
4201-MC-BN.....	213	4502SUP-PB.....	226	4603-MC-SN.....	214
4201-MC-CP.....	213	4502SUP-PN.....	226	4603-ML-CP.....	214
4201-MC-ORB.....	213	4503-CP.....	233	4603-ML-ORB.....	214
4201-MC-PN.....	213	4503-ORB.....	233	4603-ML-PB.....	214
4202-MC-BN.....	210	4503-PB.....	233	4603-ML-PN.....	214
4202-MC-CP.....	210	4503-PN.....	233	4603-ML-SN.....	214
4202-MC-ORB.....	210	4503-SN.....	233	4603-ML2-CP.....	214
4202-MC-PN.....	210	4504-BN.....	232	4603-ML2-ORB.....	214
4205-CP.....	210	4504-CP.....	232	4603-ML2-PB.....	214
4501-CP.....	229	4504-ORB.....	232	4603-ML2-PN.....	214
4501-ORB.....	229	4504-PB.....	232	4603-ML2-SN.....	214
4501-PB.....	229	4504S-BN.....	232	4604-MC-CP.....	212
4501-PN.....	229	4504S-CP.....	232	4604-MC-ORB.....	212
4501-SN.....	229	4504S-ORB.....	232	4604-MC-PB.....	212
4501D-BN.....	232	4504S-PB.....	232	4604-MC-PN.....	212
4501D-CP.....	232	4504S-PN.....	232	4604-MC-SN.....	212
4501D-ORB.....	232	4505L-BN.....	229	4604-ML-CP.....	212
4501D-PB.....	232	4505L-CP.....	229	4604-ML-ORB.....	212
4501D-PN.....	232	4505L-ORB.....	229	4604-ML-PB.....	212
4502-31-CP.....	226	4505S-CP.....	229	4604-ML-PN.....	212
4502-31-ORB.....	226	4505S-BN.....	229	4604-ML-SN.....	212
4502-31-BN.....	226	4505S-ORB.....	229	4604-ML2-CP.....	212
4502-37-CP.....	226	4505S-PB.....	229	4604-ML2-ORB.....	212
4502-37-ORB.....	226	4505S-PN.....	229	4604-ML2-PB.....	212
4502-37-BN.....	226	4601-MC-CP.....	214	4604-ML2-PN.....	212
4502-PL-CP.....	226	4601-MC-ORB.....	214	4604-ML2-SN.....	212
4502-PL-ORB.....	226	4601-MC-PB.....	214	5102-BN.....	230
4502-PL-PB.....	226	4601-MC-PN.....	214	5102-CP.....	230
4502-PL-PN.....	226	4601-MC-SN.....	214	5102-ORB.....	230



Item No	Page	Item No	Page	Item No	Page
5102-PB.....	230	5599EX-ORB.....	233	5629-CP.....	262
5102-PN.....	230	5599EX-PB.....	233	5629-ORB.....	262
5104-BN.....	230	5599EX-PN.....	233	5629-PB.....	262
5104-CP.....	230	5599LT-BN.....	230	5630-BN.....	262
5104-ORB.....	230	5599LT-CP.....	230	5630-CP.....	262
5104-PB.....	230	5599LT-ORB.....	230	5630-ORB.....	262
5104-PN.....	230	5599PD-BN.....	231	5630-PB.....	262
5576-CP.....	227	5599PD-CP.....	231	7020-MC-BN.....	211
5576-ORB.....	227	5599PD-ORB.....	231	7020-MC-CP.....	211
5576-PB.....	227	5599PD-PB.....	231	7020-MC-ORB.....	211
5576-PN.....	227	5599PD-PN.....	231	7082-MC-BN.....	211
5576-SN.....	227	5599PD-WH.....	231	7082-MC-CP.....	211
5577-CP.....	227	5599TS-BN.....	230	7082-MC-ORB.....	211
5577-ORB.....	227	5599TS-CP.....	230	7088-ML-BN.....	211
5577-PB.....	227	5599TS-ORB.....	230	7088-ML-CP.....	211
5577-PN.....	227	5599TS-PB.....	230	7088-ML-ORB.....	211
5577-SN.....	227	5599TS-PN.....	230	7100D-36-BN.....	236
5590-CP.....	264	5620-SB.....	263	7100D-36-CP.....	236
5590-ORB.....	264	5620-SP.....	263	7100D-36-ORB.....	236
5590-PB.....	264	5621-SB.....	263	7100D-48-BN.....	236
5590-PN.....	264	5621-SP.....	263	7100D-48-CP.....	236
5590-SN.....	264	5622-SB.....	263	7100D-48-ORB.....	236
5591-CP.....	264	5622-SP.....	263	7100D-60-BN.....	236
5591-PB.....	264	5625-6-BN.....	263	7100D-60-CP.....	236
5591-SN.....	264	5625-6-CP.....	263	7100D-60-ORB.....	236
5592-CP.....	264	5625-6-ORB.....	263	7100D-66-BN.....	236
5592-ORB.....	264	5625-6-PB.....	263	7100D-66-CP.....	236
5592-PB.....	264	5625-8-BN.....	263	7100D-66-ORB.....	236
5592-PN.....	264	5625-8-CP.....	263	7100D-72-BN.....	236
5592-SN.....	264	5625-8-ORB.....	263	7100D-72-CP.....	236
5593-BN.....	262	5625-8-PB.....	263	7100D-72-ORB.....	236
5593-CP.....	262	5625-10-BN.....	263	7110D-36-BL.....	237
5593-ORB.....	262	5625-10-CP.....	263	7110D-36-BN.....	237
5594-BN.....	262	5625-10-ORB.....	263	7110D-36-CP.....	237
5594-CP.....	262	5625-10-PB.....	263	7110D-36-ORB.....	237
5594-ORB.....	262	5625-12-BN.....	263	7110D-36-PB.....	237
5599-CP.....	231	5625-12-CP.....	263	7110D-36-WH.....	237
5599-ORB.....	231	5625-12-ORB.....	263	7110D-48-BL.....	237
5599-PB.....	231	5625-12-PB.....	263	7110D-48-BN.....	237
5599-PN.....	231	5627-BN.....	262	7110D-48-CP.....	237
5599-SN.....	231	5627-CP.....	262	7110D-48-ORB.....	237
5599E-SN.....	231	5627-ORB.....	262	7110D-48-PB.....	237
5599E-CP.....	231	5627-PB.....	262	7110D-48-WH.....	237
5599E-ORB.....	231	5628-BN.....	262	7110D-60-BL.....	237
5599E-PB.....	231	5628-CP.....	262	7110D-60-BN.....	237
5599E-PN.....	231	5628-ORB.....	262	7110D-60-CP.....	237
5599EX-BN.....	233	5628-PB.....	262	7110D-60-ORB.....	237
5599EX-CP.....	233	5629-BN.....	262	7110D-60-PB.....	237



# Index by Part Number



Item No	Page	Item No	Page	Item No	Page
7110D-60-WH.....	237	7152-60-CP.....	245	7928-PN.....	221
7110D-66-BL.....	237	7152-60-ORB.....	245	7928-ORB.....	221
7110D-66-BN.....	237	7152-60-PB.....	245	7930-BN.....	221
7110D-66-CP.....	237	7152-72-BN.....	245	7930-CP.....	221
7110D-66-ORB.....	237	7152-72-CP.....	245	7930-ORB.....	221
7110D-66-PB.....	237	7152-72-ORB.....	245	7932-BN.....	221
7110D-66-WH.....	237	7152-72-PB.....	245	7932-CP.....	221
7110D-72-BL.....	237	7393-ML-BN.....	217	7932-ORB.....	221
7110D-72-BN.....	237	7393-ML-CP.....	217	7932-PN.....	221
7110D-72-CP.....	237	7393-ML-ORB.....	217	7934-CP.....	222
7110D-72-ORB.....	237	7393-ML-PB.....	217	7934-BN.....	222
7110D-72-PB.....	237	7405-ML-BN.....	218	7934-ORB.....	222
7110D-72-WH.....	237	7405-ML-ORB.....	218	7934-PN.....	222
7120-36-BN.....	244	7410-ML-BN.....	217	7936-CP.....	222
7120-36-CP.....	244	7410-ML-ORB.....	217	7936-BN.....	222
7120-36-ORB.....	244	7529-ML-BN.....	217	7938-BN.....	222
7120-36-PB.....	244	7529-ML-CP.....	217	7938-CP.....	222
7120-48-BN.....	244	7529-ML-PB.....	217	7938-ORB.....	222
7120-48-CP.....	244	7529-ML-PN.....	217	7940-AB.....	223
7120-48-ORB.....	244	7529-ML-ORB.....	217	7940-BN.....	223
7120-48-PB.....	244	7601-MC-BN.....	213	7940-CP.....	223
7120-60-BN.....	244	7601-MC-CP.....	213	7940-ORB.....	223
7120-60-ORB.....	244	7601-MC-ORB.....	213	7940-PB.....	223
7120-60-PB.....	244	7601-ML-BN.....	213	7940-PN.....	223
7120-66-BN.....	244	7601-ML-CP.....	213	7942-AB.....	223
7120-66-ORB.....	244	7601-ML-ORB.....	213	7942-BN.....	223
7120-66-PB.....	244	7901-BN.....	219	7942-CP.....	223
7120-72-BN.....	244	7901-CP.....	219	7942-ORB.....	223
7120-72-CP.....	244	7913-BN.....	219	7942-PB.....	223
7120-72-ORB.....	244	7913-CP.....	219	7942-PN.....	223
7120-72-PB.....	244	7914-CP.....	218	7944-CP.....	224
7150-48-BN.....	245	7914-BN.....	218	7944-BN.....	224
7150-48-CP.....	245	7915-BN.....	218	7944-ORB.....	224
7150-48-ORB.....	245	7915-CP.....	218	7944-PN.....	224
7150-54-BN.....	245	7918-SB.....	219	7946-CP.....	224
7150-54-CP.....	245	7918-SP.....	219	7946-BN.....	224
7150-54-ORB.....	245	7920-CP.....	220	7946-ORB.....	224
7150-60-BN.....	245	7920-BN.....	220	7948-SB.....	224
7150-60-CP.....	245	7920-ORB.....	220	7948-SP.....	224
7150-60-ORB.....	245	7922-CP.....	220	7950-CP.....	225
7150-60-PB.....	245	7922-BN.....	220	7950-BN.....	225
7152-48-BN.....	245	7922-ORB.....	220	7950-ORB.....	225
7152-48-CP.....	245	7924-CP.....	220	7952-CP.....	225
7152-48-ORB.....	245	7924-BN.....	220	7952-BN.....	225
7152-54-BN.....	245	7924-ORB.....	220	7952-ORB.....	225
7152-54-CP.....	245	7924-PN.....	220	7952-PN.....	225
7152-54-ORB.....	245	7928-CP.....	221	7990-WH.....	269
7152-60-BN.....	245	7928-BN.....	221	7991-BL.....	269

Item No	Page	Item No	Page	Item No	Page
7991-WH.....	269	ADS7H69LP-WH-CP.....	119	ADTS67-WH-BL.....	100
7997-BN.....	269	ADS7H69LP-WH-PB.....	119	ADTS67-WH-BN.....	100
7997-CP.....	269	ADSN69LP-WH-BN.....	119	ADTS67-WH-BQ.....	100
7997-ORB.....	269	ADSN69LP-WH-CP.....	119	ADTS67-WH-CP.....	100
7997-PB.....	269	ADSN69LP-WH-PB.....	119	ADTS67-WH-ORB.....	100
7997-PN.....	269	ADSTD69LP-WH-BN.....	119	ADTS67-WH-PB.....	100
7999-CP.....	233	ADSTD69LP-WH-CP.....	119	ADTS67-WH-PN.....	100
7999-ORB.....	233	ADSTD69LP-WH-PB.....	119	ADTS67-WH-WH.....	100
7999-PB.....	233	ADTR60-BQ-BL.....	57	AS7H62I-WH-BN.....	94
7999-PN.....	233	ADTR60-BQ-BN.....	57	AS7H62I-WH-CP.....	94
7999-BN.....	233	ADTR60-BQ-BQ.....	57	AS7H62I-WH-ORB.....	94
ADR7H56B-WH.....	69	ADTR60-BQ-CP.....	57	AS7H62I-WH-PB.....	94
ADR7H59LP-WH-BN.....	65	ADTR60-BQ-ORB.....	57	AS7H62LP-WH-BN.....	95
ADR7H59LP-WH-CP.....	65	ADTR60-BQ-PB.....	57	AS7H62LP-WH-CP.....	95
ADR7H59LP-WH-ORB.....	65	ADTR60-BQ-PN.....	57	AS7H62LP-WH-ORB.....	95
ADR7H59LP-WH-PB.....	65	ADTR60-BQ-WH.....	57	AS7H62LP-WH-PB.....	95
ADR7H60B-WH.....	69	ADTR60-WH-BL.....	57	AS7H62M-WH-BN.....	93
ADR7H65B-WH.....	81	ADTR60-WH-BN.....	57	AS7H62M-WH-CP.....	93
ADR7H66LP-WH-BN.....	71	ADTR60-WH-BQ.....	57	AS7H62M-WH-ORB.....	93
ADR7H66LP-WH-CP.....	71	ADTR60-WH-CP.....	57	AS7H67I-WH-BN.....	102
ADR7H66LP-WH-PB.....	71	ADTR60-WH-ORB.....	57	AS7H67I-WH-CP.....	102
ADR7H69LP-WH-BN.....	76	ADTR60-WH-PB.....	57	AS7H67I-WH-ORB.....	102
ADR7H69LP-WH-CP.....	76	ADTR60-WH-PN.....	57	AS7H67I-WH-PB.....	102
ADR7H69LP-WH-ORB.....	76	ADTR60-WH-WH.....	57	AS7H67LP-WH-BN.....	103
ADR7H69LP-WH-PB.....	76	ADTR67-WH-PB.....	59	AS7H67LP-WH-CP.....	103
ADR7H70LP-WH-BN.....	77	ADTR67-WH-CP.....	59	AS7H67LP-WH-ORB.....	103
ADR7H70LP-WH-CP.....	77	ADTR67-WH-BQ.....	59	AS7H67LP-WH-PB.....	103
ADR7H70LP-WH-PB.....	77	ADTR67-WH-BL.....	59	AS7H67M-WH-BN.....	101
ADR7H71B-WH.....	81	ADTR67-WH-WH.....	59	AS7H67M-WH-CP.....	101
ADRN59LP-WH-BN.....	65	ADTR67-WH-PN.....	59	AS7H67M-WH-ORB.....	101
ADRN59LP-WH-CP.....	65	ADTR67-WH-BN.....	59	ASN61IE-WH-BN.....	91
ADRN59LP-WH-ORB.....	65	ADTR67-WH-ORB.....	59	ASN61IE-WH-CP.....	91
ADRN59LP-WH-PB.....	65	ADTS60-BQ-BL.....	86	ASN61IE-WH-ORB.....	91
ADRN66LP-WH-BN.....	71	ADTS60-BQ-BN.....	86	ASN61IE-WH-PB.....	91
ADRN66LP-WH-CP.....	71	ADTS60-BQ-BQ.....	86	ASN61LPE-WH-BN.....	92
ADRN66LP-WH-PB.....	71	ADTS60-BQ-CP.....	86	ASN61LPE-WH-CP.....	92
ADRN69LP-WH-BN.....	76	ADTS60-BQ-ORB.....	86	ASN61LPE-WH-ORB.....	92
ADRN69LP-WH-CP.....	76	ADTS60-BQ-PB.....	86	ASN61LPE-WH-PB.....	92
ADRN69LP-WH-ORB.....	76	ADTS60-BQ-PN.....	86	ASN61ME-WH-BN.....	90
ADRN69LP-WH-PB.....	76	ADTS60-BQ-WH.....	86	ASN61ME-WH-CP.....	90
ADRN70LP-WH-BN.....	77	ADTS60-WH-BL.....	86	ASN62I-WH-BN.....	94
ADRN70LP-WH-CP.....	77	ADTS60-WH-BN.....	86	ASN62I-WH-CP.....	94
ADRN70LP-WH-PB.....	77	ADTS60-WH-BQ.....	86	ASN62I-WH-ORB.....	94
ADRNTD56B-WH.....	69	ADTS60-WH-CP.....	86	ASN62I-WH-PB.....	94
ADRNTD60B-WH.....	69	ADTS60-WH-ORB.....	86	ASN62LP-WH-BN.....	95
ADRNTD65B-WH.....	81	ADTS60-WH-PB.....	86	ASN62LP-WH-CP.....	95
ADRNTD71B-WH.....	81	ADTS60-WH-PN.....	86	ASN62LP-WH-ORB.....	95
ADS7H69LP-WH-BN.....	119	ADTS60-WH-WH.....	86	ASN62LP-WH-PB.....	95

# Index by Part Number



Item No	Page	Item No	Page	Item No	Page
ASN62M-WH-BN.....	93	ATDR7H63B-WH.....	70	ATDRN70I-WH-CP.....	78
ASN62M-WH-CP.....	93	ATDR7H66I-WH-BN.....	72	ATDRN70I-WH-ORB.....	78
ASN62M-WH-ORB.....	93	ATDR7H66I-WH-CP.....	72	ATDRN70I-WH-PB.....	78
ASN67I-WH-BN.....	102	ATDR7H66I-WH-ORB.....	72	ATDRN71B-WH.....	80
ASN67I-WH-CP.....	102	ATDR7H66I-WH-PB.....	72	ATDRN71BB-WH.....	80
ASN67I-WH-ORB.....	102	ATDR7H69I-WH-BN.....	75	ATDRN72B-WH.....	68
ASN67I-WH-PB.....	102	ATDR7H69I-WH-CP.....	75	ATDRNTD59B-WH.....	70
ASN67IE-WH-BN.....	91	ATDR7H69I-WH-ORB.....	75	ATDRNTD63B-WH.....	70
ASN67IE-WH-CP.....	91	ATDR7H69I-WH-PB.....	75	ATDRNTD71B-WH.....	80
ASN67IE-WH-ORB.....	91	ATDR7H70B-WH.....	79	ATDRNTD71BB-WH.....	80
ASN67IE-WH-PB.....	91	ATDR7H70I-WH-BN.....	78	ATDRSN66-WH-BN.....	123
ASN67IS-WH-BN.....	105	ATDR7H70I-WH-CP.....	78	ATDRSN66-WH-CP.....	123
ASN67IS-WH-CP.....	105	ATDR7H70I-WH-ORB.....	78	ATDRSN67R-WH-CP.....	161
ASN67IS-WH-ORB.....	105	ATDR7H70I-WH-PB.....	78	ATDRSN71R-WH-CP.....	161
ASN67IS-WH-PB.....	105	ATDR7H71B-WH.....	80	ATDS7H69B-WH.....	120
ASN67LP-WH-BN.....	103	ATDR7H71BB-WH.....	80	ATDS7H69CS-AC.....	181
ASN67LP-WH-CP.....	103	ATDR7H72B-WH.....	68	ATDS7H69R-WH-BN.....	118
ASN67LP-WH-ORB.....	103	ATDRN55BAD-WH.....	67	ATDS7H69R-WH-CP.....	118
ASN67LP-WH-PB.....	103	ATDRN58M-WH-BN.....	66	ATDS7H69R-WHORB.....	118
ASN67LPA-WH-BN.....	104	ATDRN58M-WH-CP.....	66	ATDS7H69R-WH-PB.....	118
ASN67LPA-WH-CP.....	104	ATDRN58M-WH-ORB.....	66	ATDSN62F-WH.....	125
ASN67LPA-WH-ORB.....	104	ATDRN59-WH-BN.....	64	ATDSN63B-WH.....	111
ASN67LPA-WH-PB.....	104	ATDRN59-WH-CP.....	64	ATDSN63RB-WH.....	120
ASN67LPE-WH-BN.....	92	ATDRN59-WH-ORB.....	64	ATDSN65B-WH.....	122
ASN67LPE-WH-CP.....	92	ATDRN59-WH-PB.....	64	ATDSN67-WH.....	124
ASN67LPE-WH-ORB.....	92	ATDRN59B-WH.....	70	ATDSN67B-WH.....	125
ASN67LPE-WH-PB.....	92	ATDRN60B-WH.....	68	ATDSN68F-WH.....	126
ASN67LPS-WH-BN.....	105	ATDRN63BAD-WH.....	67	ATDSN69-WH-BN.....	117
ASN67LPS-WH-CP.....	105	ATDRN63B-WH.....	70	ATDSN69-WH-CP.....	117
ASN67M-WH-BN.....	101	ATDRN66I-WH-BN.....	72	ATDSN69-WH-ORB.....	117
ASN67M-WH-CP.....	101	ATDRN66I-WH-CP.....	72	ATDSN69-WH-PB.....	117
ASN67M-WH-ORB.....	101	ATDRN66I-WH-ORB.....	72	ATDSN69CS-WH.....	181
ASN67ME-WH-BN.....	90	ATDRN66I-WH-PB.....	72	ATDSN69B-WH.....	120
ASN67ME-WH-CP.....	90	ATDRN68FB-WH.....	74	ATDSN69I-WH-BN.....	117
ATCRECN60F-WH.....	160	ATDRN68I-WH-BN.....	73	ATDSN69I-WH-CP.....	117
ATCRECN67B-WH.....	159	ATDRN68I-WH-CP.....	73	ATDSN69I-WH-ORB.....	117
ATCRECN67F-WH.....	160	ATDRN68I-WH-ORB.....	73	ATDSN69I-WH-PB.....	117
ATDN59-WH-CP.....	66	ATDRN68I-WH-PB.....	73	ATDSN69K-WH.....	128
ATDN59-WH-BN.....	66	ATDRN68LP-WH-BN.....	73	ATDSN69R-WH-BN.....	118
ATDN59-WH-ORB.....	66	ATDRN68LP-WH-CP.....	73	ATDSN69R-WH-CP.....	118
ATDN59-WH-PB.....	66	ATDRN68LP-WH-PB.....	73	ATDSN69R-WHORB.....	118
ATDON68B-WH.....	79	ATDRN69B-WH.....	74	ATDSN69R-WH-PB.....	118
ATDR7H59-WH-BN.....	64	ATDRN69I-WH-BN.....	75	ATDSN69W-WH-BN.....	123
ATDR7H59-WH-CP.....	64	ATDRN69I-WH-CP.....	75	ATDSN69W-WH-CP.....	123
ATDR7H59-WH-ORB.....	64	ATDRN69I-WH-ORB.....	75	ATDSN69W-WH-ORB.....	123
ATDR7H59-WH-PB.....	64	ATDRN69I-WH-PB.....	75	ATDSN69W-WH-PB.....	123
ATDR7H59B-WH.....	70	ATDRN70B.....	79	ATDSN70B-WH.....	129
ATDR7H60B-WH.....	68	ATDRN70I-WH-BN.....	78	ATDSN70BH-WH.....	121

Item No	Page	Item No	Page	Item No	Page
ATDSN72-WH.....	130	ATOVN56F-WH.....	133	ATR60-WH-BN.....	56
ATDSN75B-WH.....	122	ATOVN59K-WH.....	137	ATR60-WH-BQ.....	56
ATDSNTD63RB-WH.....	120	ATOVN59L-WH.....	135	ATR60-WH-CP.....	56
ATDSNTD69B-WH.....	121	ATOVN59E-WH.....	136	ATR60-WH-ORB.....	56
ATDSTD69R-WH-BN.....	118	ATOVN59MF-WH.....	135	ATR60-WH-PB.....	56
ATDSTD69R-WH-CP.....	118	ATOVN61F-WH.....	140	ATR60-WH-PN.....	56
ATDSTD69R-WHORB.....	118	ATOVN63E-WH.....	136	ATR60-WH-WH.....	56
ATDSTD69R-WH-PB.....	118	ATOVN63F-WH.....	138	ATR61-WH-BN.....	58
ATFDSN69-WH.....	128	ATOVN63I-WH.....	134	ATR61-WH-CP.....	58
ATFDSN72-WH.....	130	ATOVN65F-WH.....	141	ATR61-WH-ORB.....	58
ATFN67-WH.....	126	ATOVN65L-WH.....	137	ATR61-WH-PB.....	58
ATFN68-WH.....	124	ATOVN66MF-WH.....	147	ATR61-WH-WH.....	58
ATFN71-WH.....	127	ATOVN67B-WH.....	145	ATR67-WH-BL.....	60
ATFRECN59-WH.....	150	ATOVN67E-WH.....	136	ATR67-WH-BN.....	60
ATFRECN59A-WH.....	154	ATOVN67H-WH.....	143	ATR67-WH-BQ.....	60
ATFRECN59E-WH.....	153	ATOVN68F-WH.....	144	ATR67-WH-CP.....	60
ATFRECN59M-WH.....	151	ATOVN70B-WH.....	141	ATR67-WH-ORB.....	60
ATFRECN67-WH.....	150	ATOVN70L-WH.....	145	ATR67-WH-PB.....	60
ATFRECN67A-WH.....	154	ATOVN70MF-WH.....	147	ATR67-WH-PN.....	60
ATFRECN67E-WH.....	153	ATOVN71F-WH.....	146	ATR67-WH-WH.....	60
ATFRECN67M-WH.....	151	ATOVN73-WH.....	116	ATR70I-WH-BN.....	63
ATFS7H69-WH.....	131	ATR53-WH-BN.....	52	ATR70I-WH-CP.....	63
ATFSN59D-WH.....	148	ATR53-WH-CP.....	52	ATR70I-WH-ORB.....	63
ATFSN65-WH.....	142	ATR53-WH-ORB.....	52	ATR70I-WH-PB.....	63
ATFSN65E-WH.....	142	ATR53-WH-PB.....	52	ATR70LP-WH-BN.....	62
ATFSN66-WH.....	129	ATR53-WH-WH.....	52	ATR70LP-WH-CP.....	62
ATFSN67-WH.....	131	ATR55-WH-BN.....	53	ATR70LP-WH-ORB.....	62
ATFSN67C-WH.....	127	ATR55-WH-CP.....	53	ATR70LP-WH-PB.....	62
ATFSN67D-WH.....	148	ATR55-WH-ORB.....	53	ATR70M-WH-BN.....	61
ATFSN67S-WH.....	113	ATR55-WH-PB.....	53	ATR70M-WH-CP.....	61
ATFSN69-WH.....	131	ATR57-WH-BN.....	54	ATR70M-WH-ORB.....	61
ATFSN69A-WH.....	114	ATR57-WH-CP.....	54	ATR7H53-WH-BN.....	52
ATFSN71S-WH.....	113	ATR57-WH-ORB.....	54	ATR7H53-WH-CP.....	52
ATFSN72-WH.....	146	ATR57-WH-PB.....	54	ATR7H53-WH-ORB.....	52
ATFSN74-WH.....	116	ATR57-WH-WH.....	54	ATR7H53-WH-PB.....	52
ATHGN69F-WH.....	164	ATR58-WH-BN.....	55	ATR7H53-WH-WH.....	52
ATOV7H47-WH.....	132	ATR58-WH-CP.....	55	ATR7H55-WH-BN.....	53
ATOV7H51-WH.....	132	ATR58-WH-ORB.....	55	ATR7H55-WH-CP.....	53
ATOV7H56B-WH.....	140	ATR58-WH-PB.....	55	ATR7H55-WH-ORB.....	53
ATOV7H61F-WH.....	140	ATR60-BQ-BL.....	56	ATR7H55-WH-PB.....	53
ATOV7H65F-WH.....	141	ATR60-BQ-BN.....	56	ATR7H57-WH-BN.....	54
ATOV7H68F-WH.....	144	ATR60-BQ-BQ.....	56	ATR7H57-WH-CP.....	54
ATOV7H70B-WH.....	141	ATR60-BQ-CP.....	56	ATR7H57-WH-ORB.....	54
ATOVN47-WH.....	132	ATR60-BQ-ORB.....	56	ATR7H57-WH-PB.....	54
ATOVN51-WH.....	132	ATR60-BQ-PB.....	56	ATR7H57-WH-WH.....	54
ATOVN55-WH.....	133	ATR60-BQ-PN.....	56	ATR7H58-WH-BN.....	55
ATOVN55I-WH.....	134	ATR60-BQ-WH.....	56	ATR7H58-WH-CP.....	55
ATOVN56B-WH.....	140	ATR60-WH-BL.....	56	ATR7H58-WH-ORB.....	55

# Index by Part Number



Item No	Page	Item No	Page	Item No	Page
ATR7H58-WH-PB.....	55	ATRN57-WH-CP.....	54	ATS67-WH-BQ.....	99
ATR7H61-WH-BN.....	58	ATRN57-WH-ORB.....	54	ATS67-WH-CP.....	99
ATR7H61-WH-CP.....	58	ATRN57-WH-PB.....	54	ATS67-WH-ORB.....	99
ATR7H61-WH-ORB.....	58	ATRN57-WH-WH.....	54	ATS67-WH-PB.....	99
ATR7H61-WH-PB.....	58	ATRN58-WH-BN.....	55	ATS67-WH-PN.....	99
ATR7H61-WH-WH.....	58	ATRN58-WH-CP.....	55	ATS67-WH-WH.....	99
ATR7H70I-WH-BN.....	63	ATRN58-WH-ORB.....	55	ATS7H54-WH-BN.....	83
ATR7H70I-WH-CP.....	63	ATRN58-WH-PB.....	55	ATS7H54-WH-CP.....	83
ATR7H70I-WH-ORB.....	63	ATRN61-WH-BN.....	58	ATS7H54-WH-ORB.....	83
ATR7H70I-WH-PB.....	63	ATRN61-WH-CP.....	58	ATS7H54-WH-PB.....	83
ATR7H70LP-WH-BN.....	62	ATRN61-WH-ORB.....	58	ATS7H54-WH-WH.....	83
ATR7H70LP-WH-CP.....	62	ATRN61-WH-PB.....	58	ATS7H54I-WH-BN.....	84
ATR7H70LP-WH-ORB.....	62	ATRN61-WH-WH.....	58	ATS7H54I-WH-CP.....	84
ATR7H70LP-WH-PB.....	62	ATRN70I-WH-BN.....	63	ATS7H54I-WH-ORB.....	84
ATR7H70M-WH-BN.....	61	ATRN70I-WH-CP.....	63	ATS7H54I-WH-PB.....	84
ATR7H70M-WH-CP.....	61	ATRN70I-WH-ORB.....	63	ATS7H54I-WH-WH.....	84
ATR7H70M-WH-ORB.....	61	ATRN70I-WH-PB.....	63	ATS7H61I-WH-BN.....	88
ATREC7H60B-WH.....	158	ATRN70LP-WH-BN.....	62	ATS7H61I-WH-CP.....	88
ATREC7H67B-WH.....	158	ATRN70LP-WH-CP.....	62	ATS7H61I-WH-ORB.....	88
ATREC7H67OB-WH.....	158	ATRN70LP-WH-ORB.....	62	ATS7H61I-WH-PB.....	88
ATRECN59-WH-BN.....	149	ATRN70LP-WH-PB.....	62	ATS7H61LP-WH-BN.....	89
ATRECN59-WH-CP.....	149	ATRN70M-WH-BN.....	61	ATS7H61LP-WH-CP.....	89
ATRECN62F-WH.....	152	ATRN70M-WH-CP.....	61	ATS7H61LP-WH-ORB.....	89
ATRECN63F-WH.....	155	ATRN70M-WH-ORB.....	61	ATS7H61LP-WH-PB.....	89
ATRECN64F-WH.....	156	ATRNDN47-WH.....	166	ATS7H61M-WH-BN.....	87
ATRECN65F-WH.....	156	ATRNDN51-WH.....	165	ATS7H61M-WH-CP.....	87
ATRECN66-WH-BN.....	149	ATRNDN58-WH.....	165	ATS7H61M-WH-ORB.....	87
ATRECN66-WH-CP.....	149	ATRNDN61-WH.....	166	ATS7H66I-WH-BN.....	97
ATRECN60-WH.....	158	ATRSN68F-WH.....	115	ATS7H66I-WH-CP.....	97
ATRECN67-WH.....	162	ATRSN68FE-WH.....	114	ATS7H66I-WH-ORB.....	97
ATRECN67B-WH.....	158	ATS60-BQ-BL.....	85	ATS7H66I-WH-PB.....	97
ATRECN67F-WH.....	157	ATS60-BQ-BN.....	85	ATS7H66LP-WH-BN.....	98
ATRECN67OB-WH.....	158	ATS60-BQ-BQ.....	85	ATS7H66LP-WH-CP.....	98
ATRECN69B-WH.....	163	ATS60-BQ-CP.....	85	ATS7H66LP-WH-ORB.....	98
ATRECN69F-WH.....	152	ATS60-BQ-ORB.....	85	ATS7H66LP-WH-PB.....	98
ATRECN69RF-WH.....	162	ATS60-BQ-PB.....	85	ATS7H66M-WH-BN.....	96
ATRECN71-WH.....	164	ATS60-BQ-PN.....	85	ATS7H66M-WH-CP.....	96
ATRECN72F-WH.....	155	ATS60-BQ-WH.....	85	ATS7H66M-WH-ORB.....	96
ATRN53-WH-BN.....	52	ATS60-WH-BL.....	85	ATSN44-WH-BN.....	82
ATRN53-WH-CP.....	52	ATS60-WH-BN.....	85	ATSN44-WH-CP.....	82
ATRN53-WH-ORB.....	52	ATS60-WH-BQ.....	85	ATSN51I-WH-BN.....	82
ATRN53-WH-PB.....	52	ATS60-WH-CP.....	85	ATSN51I-WH-CP.....	82
ATRN53-WH-WH.....	52	ATS60-WH-ORB.....	85	ATSN51I-WH-ORB.....	82
ATRN55-WH-BN.....	53	ATS60-WH-PB.....	85	ATSN51I-WH-PB.....	82
ATRN55-WH-CP.....	53	ATS60-WH-PN.....	85	ATSN54-WH-BN.....	83
ATRN55-WH-ORB.....	53	ATS60-WH-WH.....	85	ATSN54-WH-CP.....	83
ATRN55-WH-PB.....	53	ATS67-WH-BL.....	99	ATSN54-WH-ORB.....	83
ATRN57-WH-BN.....	54	ATS67-WH-BN.....	99	ATSN54-WH-PB.....	83



Item No	Page	Item No	Page	Item No	Page
ATSN54-WH-WH.....	83	ATSN68LP-WH-ORB.....	107	BC2034-BN.....	266
ATSN54I-WH-BN.....	84	ATSN68LP-WH-PB.....	107	BC2034-CP.....	266
ATSN54I-WH-CP.....	84	ATSN70F-WH.....	115	BC2034-ORB.....	266
ATSN54I-WH-ORB.....	84	ATSN71F-WH.....	108	BC2034-PN.....	266
ATSN54I-WH-PB.....	84	ATSNT61M-WH-BN.....	87	BC2036-BN.....	267
ATSN54I-WH-WH.....	84	ATSNT61M-WH-CP.....	87	BC2036-CP.....	267
ATSN55I-WH-BN.....	83	ATSNT61M-WH-ORB.....	87	BC2036-ORB.....	267
ATSN55I-WH-CP.....	83	ATSNT66M-WH-BN.....	96	BC2038-BN.....	267
ATSN55I-WH-ORB.....	83	ATSNT66M-WH-CP.....	96	BC2038-CP.....	267
ATSN55I-WH-PB.....	83	ATSNT66M-WH-ORB.....	96	BC2038-ORB.....	267
ATSN59-WH-BN.....	84	ATSNTD61I-WH-BN.....	88	BC2038-PB.....	267
ATSN59-WH-CP.....	84	ATSNTD61I-WH-CP.....	88	BC2040.....	267
ATSN59-WH-ORB.....	84	ATSNTD61I-WH-ORB.....	88	CDR7H61-WH-BN.....	22
ATSN59-WH-PB.....	84	ATSNTD61I-WH-PB.....	88	CDR7H61-WH-CP.....	22
ATSN59-WH-WH.....	84	ATSNTD66I-WH-BN.....	97	CDR7H61-WH-ORB.....	22
ATSN60F-WH.....	108	ATSNTD66I-WH-CP.....	97	CDR7H61-WH-PB.....	22
ATSN61LP-WH-BN.....	89	ATSNTD66I-WH-ORB.....	97	CDR7H61-WH-WH.....	22
ATSN61LP-WH-CP.....	89	ATSNTD66I-WH-PB.....	97	CDR7H68-WH-BN.....	26
ATSN61LP-WH-ORB.....	89	ATSOVN63F-WH.....	139	CDR7H68-WH-CP.....	26
ATSN61LP-WH-PB.....	89	ATSOVN67F-WH.....	143	CDR7H68-WH-ORB.....	26
ATSN65-WH.....	109	ATSOVN67MF-WH.....	144	CDR7H68-WH-PB.....	26
ATSN66E-WH.....	109	ATSOVN69F-WH.....	139	CDR7H68-WH-WH.....	26
ATSN66F-WH.....	108	ATSRECN67F-WH.....	159	CDR7H68LP-WH-BN.....	27
ATSN66LP-WH-BN.....	98	ATSRECN71F-WH.....	163	CDR7H68LP-WH-CP.....	27
ATSN66LP-WH-CP.....	98	BC2000-BN.....	265	CDR7H68LP-WH-ORB.....	27
ATSN66LP-WH-ORB.....	98	BC2000-CP.....	265	CDR7H68LP-WH-PB.....	27
ATSN66LP-WH-PB.....	98	BC2000-PB.....	265	CDR7H68LP-WH-WH.....	27
ATSN67-WH-BN.....	106	BC2002-AB.....	265	CDRN61-WH-BN.....	22
ATSN67-WH-CP.....	106	BC2002-ORB.....	265	CDRN61-WH-CP.....	22
ATSN67-WH-ORB.....	106	BC2002-PB.....	265	CDRN61-WH-ORB.....	22
ATSN67-WH-PB.....	106	BC2004-BN.....	265	CDRN61-WH-PB.....	22
ATSN67-WH-WH.....	106	BC2004-CP.....	265	CDRN61-WH-WH.....	22
ATSN67ALP-WH-BN.....	107	BC2004-ORB.....	265	CDRN68-WH-BN.....	26
ATSN67ALP-WH-CP.....	107	BC2004-PB.....	265	CDRN68-WH-CP.....	26
ATSN67ALP-WH-ORB.....	107	BC2006-AB.....	266	CDRN68-WH-ORB.....	26
ATSN67ALP-WH-PB.....	107	BC2006-AC.....	266	CDRN68-WH-PB.....	26
ATSN67B-WH.....	104	BC2006-BN.....	266	CDRN68-WH-WH.....	26
ATSN67F-WH.....	110	BC2006-CP.....	266	CDRN68LP-WH-BN.....	27
ATSN67FS-WH.....	112	BC2006-ORB.....	266	CDRN68LP-WH-CP.....	27
ATSN67I-WH-BN.....	106	BC2006-PB.....	266	CDRN68LP-WH-ORB.....	27
ATSN67I-WH-CP.....	106	BC2008-BN.....	266	CDRN68LP-WH-PB.....	27
ATSN67I-WH-ORB.....	106	BC2008-CP.....	266	CDRN68LP-WH-WH.....	27
ATSN67I-WH-PB.....	106	BC2022.....	268	COSTP-RND-AC.....	199
ATSN67I-WH-WH.....	106	BC2024.....	268	COSTP-SQ-AC.....	199
ATSN68B-WH.....	112	BC2026.....	268	COTDR72FB-CN.....	193
ATSN68F-WH.....	111	BC2028.....	268	COTDR7H61K-CN.....	192
ATSN68LP-WH-BN.....	107	BC2030.....	268	COTDRN31-AC-AC.....	192
ATSN68LP-WH-CP.....	107	BC2032.....	268	COTDRN61K-AC.....	192

# Index by Part Number



Item No	Page	Item No	Page	Item No	Page
COTDRN75B-AC.....	193	COTSN59B-PC.....	188	CTDRN-WH-ORB.....	24
COTDS7H66-AC-AC.....	185	COTSN62B-AC.....	188	CTDRN-WH-PB.....	24
COTDS7H72-AC-AC.....	186	COTSN67B-SAC.....	189	CTDRN-WH-PN.....	24
COTDS7H72-CN-AC.....	186	COTSN67BH-AC.....	189	CTDRN-WH-SN.....	24
COTDSN-AC.....	175	COTSN73JF-AP-AC.....	190	CTDRN-WH-UF.....	24
COTDSN60-AC-AC.....	184	CTBATN66-WH.....	49	CTDRN-WH-WH.....	24
COTDSN66-AC-AC.....	185	CTBATN66DS-WH.....	49	CTDRN60B-WH.....	21
COTDSN66B-AC.....	178	CTBATN67C-WH.....	50	CTDRN61-WH-BL.....	20
COTDSN66L-CN.....	180	CTBATN67MS-WH.....	28	CTDRN61-WH-BQ.....	20
COTDSN66L-SAC.....	180	CTBATN67SS-WH.....	28	CTDRN61-WH-CP.....	20
COTDSN66P-AC.....	176	CTBATN68-WH.....	51	CTDRN61-WH-ORB.....	20
COTDSN66P-CN.....	177	CTBATN68MS-WH.....	51	CTDRN61-WH-PB.....	20
COTDSN66S-AC.....	179	CTBATN68P-WH.....	50	CTDRN61-WH-PN.....	20
COTDSN67WS-AC.....	186	CTDR7H60B-WH.....	21	CTDRN61-WH-SN.....	20
COTDSN68-AC-AC.....	185	CTDR7H61-WH-BL.....	20	CTDRN61-WH-UF.....	20
COTDSN68B-MO.....	183	CTDR7H61-WH-BQ.....	20	CTDRN61-WH-WH.....	20
COTDSN70B-SAP.....	181	CTDR7H61-WH-CP.....	20	CTDRN61B-WH.....	20
COTDSN71-AC-AC.....	182	CTDR7H61-WH-ORB.....	20	CTDRN61LP-WH-BN.....	23
COTDSN71B-AC.....	182	CTDR7H61-WH-PB.....	20	CTDRN61LP-WH-CP.....	23
COTDSN71B-MN.....	184	CTDR7H61-WH-PN.....	20	CTDRN61LP-WH-ORB.....	23
COTDSN72-AC-AC.....	186	CTDR7H61-WH-SN.....	20	CTDRN61LP-WH-PB.....	23
COTDSN72-CN-AC.....	186	CTDR7H61-WH-UF.....	20	CTDRN61LP-WH-WH.....	23
COTDSN72L-SAC.....	180	CTDR7H61-WH-WH.....	20	CTDRN66B-WH.....	21
COTDSN72P-AC.....	176	CTDR7H61B-WH.....	20	CTDRN67B-WH.....	23
COTDSN72P-CN.....	177	CTDR7H66B-WH.....	21	CTDRN68B-WH.....	29
COTDSN72S-AC.....	179	CTDR7H67B-WH.....	23	CTDRN68-WH-BL.....	25
COTDSN72S-CN.....	178	CTDR7H68-WH-BL.....	25	CTDRN68-WH-BQ.....	25
COTDSN80B-CN.....	183	CTDR7H68-WH-BQ.....	25	CTDRN68-WH-BN.....	25
COTHGN65-AC.....	196	CTDR7H68-WH-BN.....	25	CTDRN68-WH-CP.....	25
COTOV7H66-AC.....	195	CTDR7H68-WH-CP.....	25	CTDRN68-WH-ORB.....	25
COTOV7H72-AC.....	195	CTDR7H68-WH-ORB.....	25	CTDRN68-WH-PB.....	25
COTOV7H73-AC.....	196	CTDR7H68-WH-PB.....	25	CTDRN68-WH-PN.....	25
COTOVN58B-AC.....	194	CTDR7H68-WH-PN.....	25	CTDRN68-WH-WH.....	25
COTOVN66-AC.....	195	CTDR7H68-WH-WH.....	25	CTDRN72-WH-BN.....	29
COTOVN72-AC.....	195	CTDR7H68B-WH.....	29	CTDRN72-WH-CP.....	29
COTOVN73-AC.....	196	CTDRH-WH-BL.....	24	CTDRN72-WH-ORB.....	29
COTRECN65-AC-AC.....	198	CTDRH-WH-BQ.....	24	CTDRN72-WH-PB.....	29
COTRECN72F-AC.....	198	CTDRH-WH-CP.....	24	CTDRNB-WH.....	24
COTRNDN40-SAC.....	197	CTDRH-WH-ORB.....	24	CTDS7H59L-WH-BN.....	47
COTRNDN41-SAC.....	197	CTDRH-WH-PB.....	24	CTDS7H59L-WH-CP.....	47
COTS7H67-SAC-AC.....	187	CTDRH-WH-PN.....	24	CTDS7H59L-WH-ORB.....	47
COTSN48A-AC-AC.....	187	CTDRH-WH-SN.....	24	CTDS7H59L-WH-PB.....	47
COTSN48A-CN-AC.....	187	CTDRH-WH-UF.....	24	CTDS7H61-WH-BL.....	42
COTSN54-CN-AC.....	190	CTDRH-WH-WH.....	24	CTDS7H61-WH-BN.....	42
COTSN55-SAC-AC.....	191	CTDRHB-WH.....	24	CTDS7H61-WH-BQ.....	42
COTSN59-CN-AC.....	191	CTDRN-WH-BL.....	24	CTDS7H61-WH-CP.....	42
COTSN59-SAC-AC.....	191	CTDRN-WH-BQ.....	24	CTDS7H61-WH-ORB.....	42
COTSN59B-AC.....	188	CTDRN-WH-CP.....	24	CTDS7H61-WH-PB.....	42

Item No	Page	Item No	Page	Item No	Page
CTDS7H61-WH-WH.....	42	CTDSN61-WH-PB.....	42	CTR7H54-WH-ORB.....	8
CTDS7H66-WH-BN.....	43	CTDSN61-WH-BN.....	42	CTR7H54-WH-PB.....	8
CTDS7H66-WH-CP.....	43	CTDSN61-WH-WH.....	42	CTR7H54-WH-BN.....	8
CTDS7H66-WH-ORB.....	43	CTDSN66-WH-BN.....	43	CTR7H54-WH-WH.....	8
CTDS7H66-WH-PB.....	43	CTDSN66-WH-CP.....	43	CTR7H55-WH-BN.....	9
CTDS7H72B-WH.....	46	CTDSN66-WH-ORB.....	43	CTR7H55-WH-CP.....	9
CTDS7H72HB-WH.....	48	CTDSN66-WH-PB.....	43	CTR7H55-WH-ORB.....	9
CTDS7H72M-WH-BN.....	45	CTDSN72B-WH.....	46	CTR7H55-WH-PB.....	9
CTDS7H72M-WH-CP.....	45	CTDSN72HB-WH.....	48	CTR7H55-WH-PN.....	9
CTDS7H72M-WH-ORB.....	45	CTDSN72M-WH-BN.....	45	CTR7H55-WH-WH.....	9
CTDS7H72M-WH-PB.....	45	CTDSN72M-WH-CP.....	45	CTR7H58-WH-CP.....	10
CTDS7H72M-WH-WH.....	45	CTDSN72M-WH-ORB.....	45	CTR7H58-WH-ORB.....	10
CTDS7H73L-WH-BN.....	47	CTDSN72M-WH-PB.....	45	CTR7H58-WH-PB.....	10
CTDS7H73L-WH-CP.....	47	CTDSN72M-WH-WH.....	45	CTR7H58-WH-BN.....	10
CTDS7H73L-WH-ORB.....	47	CTDSN73L-WH-BN.....	47	CTR7H58-WH-WH.....	10
CTDS7H73L-WH-PB.....	47	CTDSN73L-WH-CP.....	47	CTR7H60-WH-BL.....	12
CTDS8H72M-WH-BN.....	45	CTDSN73L-WH-ORB.....	47	CTR7H60-WH-BQ.....	12
CTDS8H72M-WH-CP.....	45	CTDSN73L-WH-PB.....	47	CTR7H60-WH-CP.....	12
CTDS8H72M-WH-ORB.....	45	CTDSN74B-WH.....	48	CTR7H60-WH-ORB.....	12
CTDS8H72M-WH-PB.....	45	CTDSNB-WH.....	44	CTR7H60-WH-PB.....	12
CTDS8H72M-WH-WH.....	45	CTN68LP-WH-CP.....	28	CTR7H60-WH-PN.....	12
CTDSH-WH-BL.....	44	CTN68LP-WH-BN.....	28	CTR7H60-WH-SN.....	12
CTDSH-WH-BQ.....	44	CTN68LP-WH-ORB.....	28	CTR7H60-WH-UF.....	12
CTDSH-WH-CP.....	44	CTR60-WH-BL.....	11	CTR7H60-WH-WH.....	12
CTDSH-WH-ORB.....	44	CTR60-WH-BQ.....	11	CTR7H60B-WH.....	19
CTDSH-WH-PB.....	44	CTR60-WH-CP.....	11	CTR7H61-WH-BN.....	13
CTDSH-WH-PN.....	44	CTR60-WH-ORB.....	11	CTR7H61-WH-CP.....	13
CTDSH-WH-SN.....	44	CTR60-WH-PB.....	11	CTR7H61-WH-ORB.....	13
CTDSH-WH-UF.....	44	CTR60-WH-PN.....	11	CTR7H61-WH-PB.....	13
CTDSH-WH-WH.....	44	CTR60-WH-SN.....	11	CTR7H61-WH-WH.....	13
CTDSHB-WH.....	44	CTR60-WH-UF.....	11	CTR7H61M-WH-BN.....	14
CTDSN-WH-BL.....	44	CTR60-WH-WH.....	11	CTR7H61M-WH-CP.....	14
CTDSN-WH-BQ.....	44	CTR67-WH-BL.....	15	CTR7H61M-WH-ORB.....	14
CTDSN-WH-CP.....	44	CTR67-WH-BQ.....	15	CTR7H61M-WH-PB.....	14
CTDSN-WH-ORB.....	44	CTR67-WH-CP.....	15	CTR7H61M-WH-PN.....	14
CTDSN-WH-PB.....	44	CTR67-WH-ORB.....	15	CTR7H61M-WH-WH.....	14
CTDSN-WH-PN.....	44	CTR67-WH-PB.....	15	CTR7H66-WH-BN.....	17
CTDSN-WH-SN.....	44	CTR67-WH-PN.....	15	CTR7H66-WH-CP.....	17
CTDSN-WH-UF.....	44	CTR67-WH-SN.....	15	CTR7H66-WH-ORB.....	17
CTDSN-WH-WH.....	44	CTR67-WH-UF.....	15	CTR7H66-WH-PB.....	17
CTDSN59L-WH-BN.....	47	CTR67-WH-WH.....	15	CTR7H66-WH-PN.....	17
CTDSN59L-WH-CP.....	47	CTR7H49-WH-BN.....	6	CTR7H66-WH-WH.....	17
CTDSN59L-WH-ORB.....	47	CTR7H49-WH-CP.....	6	CTR7H66B-WH.....	19
CTDSN59L-WH-PB.....	47	CTR7H49-WH-ORB.....	6	CTR7H67-WH-BL.....	16
CTDSN61-WH-BL.....	42	CTR7H49-WH-PB.....	6	CTR7H67-WH-BQ.....	16
CTDSN61-WH-BQ.....	42	CTR7H49-WH-PN.....	6	CTR7H67-WH-CP.....	16
CTDSN61-WH-CP.....	42	CTR7H49-WH-WH.....	6	CTR7H67-WH-ORB.....	16
CTDSN61-WH-ORB.....	42	CTR7H54-WH-CP.....	8	CTR7H67-WH-PB.....	16




# Index by Part Number




Item No	Page	Item No	Page	Item No	Page
CTR7H67-WH-PN.....	16	CTRH66-WH-ORB.....	17	CTRN68-WH-ORB.....	18
CTR7H67-WH-SN.....	16	CTRH66-WH-PB.....	17	CTRN68-WH-PB.....	18
CTR7H67-WH-UF.....	16	CTRH66-WH-PN.....	17	CTRN68-WH-WH.....	18
CTR7H67-WH-WH.....	16	CTRH66-WH-WH.....	17	CTRNTD49-WH-BN.....	6
CTR7H68-WH-BN.....	18	CTRH68-WH-BN.....	18	CTRNTD49-WH-CP.....	6
CTR7H68-WH-CP.....	18	CTRH68-WH-CP.....	18	CTRNTD49-WH-ORB.....	6
CTR7H68-WH-ORB.....	18	CTRH68-WH-ORB.....	18	CTRNTD49-WH-PB.....	6
CTR7H68-WH-PB.....	18	CTRH68-WH-PB.....	18	CTRNTD49-WH-PN.....	6
CTR7H68-WH-WH.....	18	CTRH68-WH-WH.....	18	CTRNTD49-WH-WH.....	6
CTRH49-WH-BN.....	5	CTRN49-WH-BN.....	5	CTRNTD55-WH-BN.....	9
CTRH49-WH-CP.....	5	CTRN49-WH-CP.....	5	CTRNTD55-WH-CP.....	9
CTRH49-WH-ORB.....	5	CTRN49-WH-ORB.....	5	CTRNTD55-WH-ORB.....	9
CTRH49-WH-PB.....	5	CTRN49-WH-PB.....	5	CTRNTD55-WH-PB.....	9
CTRH49-WH-PN.....	5	CTRN49-WH-PN.....	5	CTRNTD55-WH-PN.....	9
CTRH49-WH-WH.....	5	CTRN49-WH-WH.....	5	CTRNTD55-WH-WH.....	9
CTRH54-WH-BL.....	7	CTRN54-WH-BL.....	7	CTRNTD60B-WH.....	19
CTRH54-WH-BQ.....	7	CTRN54-WH-BQ.....	7	CTRNTD66-WH-BN.....	17
CTRH54-WH-CP.....	7	CTRN54-WH-CP.....	7	CTRNTD66-WH-CP.....	17
CTRH54-WH-ORB.....	7	CTRN54-WH-ORB.....	7	CTRNTD66-WH-ORB.....	17
CTRH54-WH-PB.....	7	CTRN54-WH-PB.....	7	CTRNTD66-WH-PB.....	17
CTRH54-WH-PN.....	7	CTRN54-WH-PN.....	7	CTRNTD66-WH-PN.....	17
CTRH54-WH-SN.....	7	CTRN54-WH-SN.....	7	CTRNTD66-WH-WH.....	17
CTRH54-WH-UF.....	7	CTRN54-WH-UF.....	7	CTRNTD66B-WH.....	19
CTRH54-WH-WH.....	7	CTRN54-WH-WH.....	7	CTS7H54I-WH-BN.....	31
CTRH55-WH-BN.....	9	CTRN58-WH-CP.....	10	CTS7H54I-WH-CP.....	31
CTRH55-WH-CP.....	9	CTRN58-WH-ORB.....	10	CTS7H54I-WH-ORB.....	31
CTRH55-WH-ORB.....	9	CTRN58-WH-PB.....	10	CTS7H54I-WH-PB.....	31
CTRH55-WH-PB.....	9	CTRN58-WH-BN.....	10	CTS7H54I-WH-WH.....	31
CTRH55-WH-PN.....	9	CTRN58-WH-WH.....	10	CTS7H61B-WH.....	40
CTRH55-WH-WH.....	9	CTRN60-WH-BL.....	11	CTS7H61I-WH-BL.....	37
CTRH58-WH-CP.....	10	CTRN60-WH-BQ.....	11	CTS7H61I-WH-BN.....	37
CTRH58-WH-ORB.....	10	CTRN60-WH-CP.....	11	CTS7H61I-WH-BQ.....	37
CTRH58-WH-PB.....	10	CTRN60-WH-ORB.....	11	CTS7H61I-WH-CP.....	37
CTRH58-WH-BN.....	10	CTRN60-WH-PB.....	11	CTS7H61I-WH-ORB.....	37
CTRH58-WH-WH.....	10	CTRN60-WH-PN.....	11	CTS7H61I-WH-PB.....	37
CTRH60B-WH.....	19	CTRN60-WH-SN.....	11	CTS7H61I-WH-PN.....	37
CTRH61-WH-BN.....	13	CTRN60-WH-UF.....	11	CTS7H61I-WH-WH.....	37
CTRH61-WH-CP.....	13	CTRN60-WH-WH.....	11	CTS7H66B-WH.....	41
CTRH61-WH-ORB.....	13	CTRN67-WH-BL.....	15	CTS7H67-WH-BL.....	38
CTRH61-WH-PB.....	13	CTRN67-WH-BQ.....	15	CTS7H67-WH-BQ.....	38
CTRH61-WH-WH.....	13	CTRN67-WH-CP.....	15	CTS7H67-WH-CP.....	38
CTRH61M-WH-BN.....	14	CTRN67-WH-ORB.....	15	CTS7H67-WH-ORB.....	38
CTRH61M-WH-CP.....	14	CTRN67-WH-PB.....	15	CTS7H67-WH-PB.....	38
CTRH61M-WH-ORB.....	14	CTRN67-WH-PN.....	15	CTS7H67-WH-PN.....	38
CTRH61M-WH-PB.....	14	CTRN67-WH-SN.....	15	CTS7H67-WH-SN.....	38
CTRH61M-WH-PN.....	14	CTRN67-WH-UF.....	15	CTS7H67-WH-UF.....	38
CTRH61M-WH-WH.....	14	CTRN67-WH-WH.....	15	CTS7H67-WH-WH.....	38
CTRH66-WH-BN.....	17	CTRN68-WH-BN.....	18	CTS7H67IG-WH-BL.....	39
CTRH66-WH-CP.....	17	CTRN68-WH-CP.....	18	CTS7H67IG-WH-BN.....	39

Item No	Page	Item No	Page	Item No	Page
CTS7H67IG-WH-BQ.....	39	CTSN52-WH-CP.....	30	CTSN61I-WH-PB.....	36
CTS7H67IG-WH-CP.....	39	CTSN52-WH-ORB.....	30	CTSN61I-WH-PN.....	36
CTS7H67IG-WH-ORB.....	39	CTSN52-WH-PB.....	30	CTSN61I-WH-WH.....	36
CTS7H67IG-WH-PB.....	39	CTSN52-WH-PN.....	30	CTSN66B-WH.....	41
CTS7H67IG-WH-WH.....	39	CTSN52-WH-WH.....	30	CTSN67-WH-BL.....	38
CTS7H68B-WH.....	41	CTSN53-WH-BN.....	30	CTSN67-WH-BQ.....	38
CTS7HL61-WH-BL.....	35	CTSN53-WH-CP.....	30	CTSN67-WH-CP.....	38
CTS7HL61-WH-BN.....	35	CTSN53-WH-ORB.....	30	CTSN67-WH-ORB.....	38
CTS7HL61-WH-BQ.....	35	CTSN53-WH-PB.....	30	CTSN67-WH-PB.....	38
CTS7HL61-WH-CP.....	35	CTSN53-WH-PN.....	30	CTSN67-WH-PN.....	38
CTS7HL61-WH-ORB.....	35	CTSN53-WH-WH.....	30	CTSN67-WH-SN.....	38
CTS7HL61-WH-PB.....	35	CTSN54I-WH-BN.....	31	CTSN67-WH-UF.....	38
CTS7HL61-WH-PN.....	35	CTSN54I-WH-CP.....	31	CTSN67-WH-WH.....	38
CTS7HL61-WH-WH.....	35	CTSN54I-WH-ORB.....	31	CTSN67IG-WH-BL.....	39
CTS7HL61I-WH-BL.....	37	CTSN54I-WH-PB.....	31	CTSN67IG-WH-BN.....	39
CTS7HL61I-WH-BN.....	37	CTSN54I-WH-WH.....	31	CTSN67IG-WH-BQ.....	39
CTS7HL61I-WH-BQ.....	37	CTSN57-WH-BN.....	33	CTSN67IG-WH-CP.....	39
CTS7HL61I-WH-CP.....	37	CTSN57-WH-CP.....	33	CTSN67IG-WH-ORB.....	39
CTS7HL61I-WH-ORB.....	37	CTSN57-WH-ORB.....	33	CTSN67IG-WH-PB.....	39
CTS7HL61I-WH-PB.....	37	CTSN57-WH-PB.....	33	CTSN67IG-WH-WH.....	39
CTS7HL61I-WH-PN.....	37	CTSN57-WH-PN.....	33	CTSN67LP-WH-BN.....	40
CTS7HL61I-WH-WH.....	37	CTSN57-WH-WH.....	33	CTSN67LP-WH-CP.....	40
CTS7HR61-WH-BL.....	35	CTSN57C-WH-BN.....	32	CTSN67LP-WH-ORB.....	40
CTS7HR61-WH-BQ.....	35	CTSN57C-WH-CP.....	32	CTSN67LP-WH-PB.....	40
CTS7HR61-WH-BN.....	35	CTSN57C-WH-ORB.....	32	CTSN67LP-WH-WH.....	40
CTS7HR61-WH-CP.....	35	CTSN57C-WH-PB.....	32	CTSN68B-WH.....	41
CTS7HR61-WH-ORB.....	35	CTSN57C-WH-WH.....	32	CTSQH67-WH.....	8
CTS7HR61-WH-PB.....	35	CTSN57I-WH-BN.....	32	CTSQN67-WH.....	8
CTS7HR61-WH-PN.....	35	CTSN57I-WH-CP.....	32	RTDEN59-WH.....	173
CTS7HR61-WH-WH.....	35	CTSN57I-WH-ORB.....	32	RTDRSN59-OF-WH.....	173
CTS7HR61I-WH-BL.....	37	CTSN57I-WH-PB.....	32	RTDSN56-OF-WH.....	168
CTS7HR61I-WH-BQ.....	37	CTSN57I-WH-PN.....	32	RTDSN64-OF-WH.....	169
CTS7HR61I-WH-BN.....	37	CTSN57I-WH-WH.....	32	RTDSN69-OF-WH.....	170
CTS7HR61I-WH-CP.....	37	CTSN60-WH-BL.....	34	RTDSN71-WH.....	171
CTS7HR61I-WH-ORB.....	37	CTSN60-WH-BQ.....	34	RTSN59-WH.....	167
CTS7HR61I-WH-PB.....	37	CTSN60-WH-CP.....	34	RTSN73-WH.....	167
CTS7HR61I-WH-PN.....	37	CTSN60-WH-ORB.....	34	RTHGN64-OF-WH.....	171
CTS7HR61I-WH-WH.....	37	CTSN60-WH-PB.....	34	RTOVN63-OF-WH.....	172
CTSH60-WH-BL.....	34	CTSN60-WH-PN.....	34	RTOVN64-OF-WH.....	169
CTSH60-WH-BQ.....	34	CTSN60-WH-SN.....	34	RTOVN65-OF-WH.....	170
CTSH60-WH-CP.....	34	CTSN60-WH-UF.....	34	RTOVN68-WH.....	172
CTSH60-WH-ORB.....	34	CTSN60-WH-WH.....	34	RTOVN70E.....	174
CTSH60-WH-PB.....	34	CTSN61B-WH.....	40	RTOVN70-OF-WH.....	168
CTSH60-WH-PN.....	34	CTSN61I-WH-BL.....	36	RTOVN71B-OF-WH.....	174
CTSH60-WH-SN.....	34	CTSN61I-WH-BQ.....	36	SSTOVN63-SB.....	200
CTSH60-WH-UF.....	34	CTSN61I-WH-BN.....	36	SSTOVN69-SB.....	200
CTSH60-WH-WH.....	34	CTSN61I-WH-CP.....	36	SSTREC72-SB.....	201
CTSN52-WH-BN.....	30	CTSN61I-WH-ORB.....	36	SSTREC72U-SB.....	201


# Barclay Bathtub Locator

<div> BARCLAY</div>			OVERALL TUB LENGTH																Roll Top	Double Roll Top	Slipper	Double Slipper	Round	Oval	Rectangular	Other Shape	3-3/8" Wall Holes	7" Deck Holes	No Faucet Holes	Continuous Rim	Overflow	Optional Insulation	Base or Feet
Page	Model #	43"	44"	45"	46"	47"	48"	49"	50"	51"	52"	53"	54"	55"	56"	57"	58"																
ACRYLIC	82	ATSN44	•																		•			O	N	F							
	132	ATOV7H47					•													•			O	N	B								
	132	ATOVN47					•														•		O	N	B								
	166	ATRNDN47					•														•		O	N	B								
	82	ATSN51I									•										•	•	O	N	F								
	132	ATOV7H51									•									•			O	N	B								
	132	ATOVN51									•										•		O	N	B								
	165	ATRNDN51									•										•		O	N	B								
	52	ATR53											•							•			•	N	F								
	52	ATR7H53											•								•		•	N	F								
	52	ATRN53											•								•		•	N	F								
	83	ATS7H54												•							•		•	N	F								
	83	ATSN54												•							•		•	N	F								
	84	ATS7H54I												•							•		•	N	F								
	84	ATSN54I												•							•		•	N	F								
	53	ATR55												•						•			•	N	F								
	53	ATR7H55												•						•			•	N	F								
	53	ATRN55												•							•		•	N	F								
	83	ATSN55I													•						•	•	O	N	F								
	67	ATDRN55BAD													•					•			O	N	B								
	133	ATOVN55													•						•		O	Y	B								
	133	ATOVN56F													•						•		O	N	B								
	134	ATOVN55I													•						•		O	Y	B								
	69	ADR7H56B														•					•		O	N	B								
	69	ADRNTD56B														•					•		O	N	B								
	140	ATOV7H56B														•					•		O	Y	B								
	140	ATOVN56B														•					•		O	Y	B								
	54	ATR57																		•			•	N	F								
	54	ATR7H57																			•		•	N	F								
	54	ATRN57																		•			•	N	F								
	165	ATRNDN58																•				•		O	N	B							


## Barclay Bathtub Locator

 <b>BARCLAY</b>		OVERALL TUB LENGTH																Roll Top	Double Roll Top	Slipper	Double Slipper	Round	Oval	Rectangular	Other Shape	3-3/8" Wall Holes	7" Deck Holes	No Faucet Holes	Continuous Rim	Overflow	Optional Insulation	Base or Feet
		Page	Model #	54"	55"	56"	57"	58"	59"	60"	61"	62"	63"	64"	65"	66"	67"	68"	69"													
ACRYLIC	64	ATDR7H59						•												•							•			•	N	F
	64	ATDRN59						•												•							•			O	N	F
	65	ADR7H59LP						•												•							•			•	N	F
	65	ADRN59LP						•												•							•			O	N	F
	66	ATDRN58M						•												•							•				N	F
	55	ATR7H58							•											•							•			•	N	F
	55	ATR58							•											•						•				•	N	F
	55	ATRN58							•											•							•			•	N	F
	66	ATDN59							•													•					•			O	N	F
	70	ATDR7H59B							•											•							•			O	N	B
	70	ATDRN59B							•											•							•			O	N	B
	70	ATDRNTD59B							•											•							•			O	N	B
	84	ATSN59							•												•						•			•	N	F
	135	ATOVN59MF							•													•					•			O	Y	B
	135	ATOVN59L							•													•					•			O	N	B
	136	ATOVN59E							•													•					•				N	B
	137	ATOVN59K							•													•					•			O	Y	B
	148	ATFSN59D							•														•	•			•			O	Y	B
	149	ATRECN59							•														•				•			O	N	F
	150	ATFRECN59							•														•				•			O	N	B
	151	ATFRECN59M							•															•			•			O	Y	B
	153	ATFRECN59E							•														•				•			O	N	B
	154	ATFRECN59A							•														•				•			O	Y	B
	69	ADR7H60B							•											•							•			O	N	B
	69	ADRNTD60B							•											•							•			O	N	B
	56	ATR60								•										•						•				•	N	F
	57	ADTR60								•										•						•				•	N	F
	68	ATDR7H60B							•											•						•				•	N	B
	68	ATDRN60B							•											•							•			O	N	B
	85	ATS60								•											•						•			•	N	F
	86	ADTS60								•										•							•			•	N	F


## Barclay Bathtub Locator

<div> BARCLAY</div>			OVERALL TUB LENGTH																	Roll Top	Double Roll Top	Slipper	Double Slipper	Round	Oval	Rectangular	Other Shape	3-3/8" Wall Holes	7" Deck Holes	No Faucet Holes	Continuous Rim	Overflow	Optional Insulation	Base or Feet
Page	Model #	56"	57"	58"	59"	60"	61"	62"	63"	64"	65"	66"	67"	68"	69"	70"	71"																	
ACRYLIC	108	ATSN60F					•														•				O	Y	B							
	158	ATREC7H60B					•														•				O	N	B							
	158	ATRECN60B					•														•				O	N	B							
	160	ATCRECN60F					•														•				O	Y	B							
	90	ASN61ME					•														•	•			O	N	F							
	91	ASN61IE					•														•	•			O	N	F							
	92	ASN61LPE					•														•	•			O	N	F							
	140	ATOV7H61F					•												•						O	Y	B							
	140	ATOVN61F					•												•		•				O	Y	B							
	58	ATR61						•												•					•	N	F							
	58	ATR7H61						•												•					•	N	F							
	58	ATRN61						•												•					•	N	F							
	87	ATS7H61M						•													•				•	N	F							
	87	ATSNT61M						•													•				•	N	F							
	88	ATS7H61I						•													•				•	N	F							
	88	ATSNTD61I						•													•				•	N	F							
	89	ATS7H61LP						•													•				•	N	F							
	89	ATSN61LP						•													•				•	N	F							
	166	ATRNDN61						•											•		•					N	B							
	93	AS7H62M						•													•				•	N	F							
	93	ASN62M						•													•				O	N	F							
	94	AS7H62I						•													•				•	N	F							
	94	ASN62I						•													•				O	N	F							
	95	AS7H62LP						•													•				•	N	F							
	95	ASN62LP						•													•				O	N	F							
	125	ATDSN62F							•												•				O	Y	B							
	70	ATDR7H63B							•											•					O	N	B							
	70	ATDRN63B							•											•			•		O	N	B							
	70	ATDRNTD63B							•											•					O	N	B							
	111	ATDSN63B							•											•						N	B							
	152	ATRECN62F							•											•					O	N	B							


# Barclay Bathtub Locator

<div> BARCLAY</div>			OVERALL TUB LENGTH																Roll Top	Double Roll Top	Slipper	Double Slipper	Round	Oval	Rectangular	Other Shape	3-3/8" Wall Holes	7" Deck Holes	No Faucet Holes	Continuous Rim	Overflow	Optional Insulation	Base or Feet	
Page	Model #	59"	60"	61"	62"	63"	64"	65"	66"	67"	68"	69"	70"	71"	72"	73"	74"																	
ACRYLIC	67	ATDRN63BAD					•													•								•			O	N	B	
	120	ATDSN63RB					•															•		•				•			O	N	B	
	120	ATDSNTD63RB					•																				•				O	N	B	
	134	ATOVN63I					•																				•				O	Y	B	
	136	ATOVN63E					•																				•				O	Y	B	
	138	ATOVN63F					•																				•				O	N	B	
	139	ATSOVN63F					•																				•				O	Y	B	
	156	ATRECN64F					•																				•				O	Y	B	
	155	ATRECN63F						•																			•				O	N	B	
	156	ATRECN65F						•																			•				O	N	B	
	81	ADR7H65B							•													•						•				O	N	B
	81	ADRNTD65B							•													•						•				O	N	B
	109	ATSN65							•																		•				O	Y	B	
	122	ATDSN65B							•																		•				O	Y	B	
	137	ATOVN65L							•																		•				O	N	B	
	141	ATOV7H65F							•																	•					O	Y	B	
	141	ATOVN65F							•																		•				O	Y	B	
	142	ATFSN65							•																•		•				O	Y	B	
	142	ATFSN65E							•																•		•					Y	B	
	123	ATDRSN66							•																•		•				O	N	F	
	129	ATFSN66							•																	•		•				O	N	B
	71	ADR7H66LP								•												•				•					•	N	F	
	71	ADRN66LP								•												•				•					O	N	F	
	72	ATDR7H66I								•												•				•					•	N	F	
	72	ATDRN66I								•												•				•					O	N	F	
	96	ATS7H66M								•																•					•	N	F	
	96	ATSNT66M								•																	•				•	N	F	
	97	ATS7H66I								•																•					•	N	F	
	97	ATSNTD66I								•																	•				•	N	F	
	98	ATS7H66LP								•																•					•	N	F	
	98	ATSN66LP								•																	•				•	N	F	

## Barclay Bathtub Locator


 <b>BARCLAY</b>		OVERALL TUB LENGTH																Roll Top	Double Roll Top	Slipper	Double Slipper	Round	Oval	Rectangular	Other Shape	3-3/8" Wall Holes	7" Deck Holes	No Faucet Holes	Continuous Rim	Overflow	Optional Insulation	Base or Feet
		Page	Model #	62"	63"	64"	65"	66"	67"	68"	69"	70"	71"	72"	73"	74"	75"	76"	80"													
ACRYLIC	108	ATSN66F						•												•								•		O	Y	B
	109	ATSN66E						•												•								•		O	N	B
	147	ATOVN66MF						•												•								•		O	Y	B
	90	ASN67ME						•												•								•	•	O	N	F
	91	ASN67IE						•												•								•	•	O	N	F
	92	ASN67LPE						•												•								•	•	O	N	F
	101	AS7H67M						•												•						•				•	N	F
	101	ASN67ME						•												•								•		O	N	F
	102	AS7H67I						•												•						•				•	N	F
	102	ASN67I						•												•								•		O	N	F
	103	AS7H67LP						•												•						•				•	N	F
	103	ASN67LP						•												•								•		O	N	F
	104	ASN67LPA						•												•								•		O	N	F
	110	ATSN67F						•												•								•		O	N	B
	131	ATFSN67						•														•						•		O	N	B
	143	ATSOVN67F						•														•						•		O	Y	B
	144	ATSOVN67MF						•														•						•		O	N	B
	149	ATRECN66						•															•					•		O	N	F
	158	ATREC7H67OB						•															•			•				•	N	B
	158	ATREC7H67B						•															•			•					N	B
	158	ATRECN67OB						•															•				•			•	N	B
	158	ATRECN67B						•															•				•				N	B
	159	ATSRECN67F						•															•				•			O	N	B
	159	ATCRECN67B						•															•				•			O	N	B
	160	ATCRECN67F						•															•				•			O	Y	B
	59	ADTR67							•											•						•			•	•	N	F
	60	ATR67							•											•						•			•	•	N	F
	99	ATS67							•												•						•			•	N	F
	100	ADTS67							•												•						•			•	N	F
	104	ATSN67B							•												•						•			O	N	B
	106	ATSN67							•												•						•			•	N	F

# Barclay Bathtub Locator


 BARCLAY		OVERALL TUB LENGTH																Roll Top	Double Roll Top	Slipper	Double Slipper	Round	Oval	Rectangular	Other Shape	3-3/8" Wall Holes	7" Deck Holes	No Faucet Holes	Continuous Rim	Overflow	Optional Insulation	Base or Feet
		Page	Model #	62"	63"	64'	65"	66"	67"	68"	69"	70"	71"	72"	73'	74"	75"	76"	80"													
ACRYLIC	106	ATSN67I							•											•								•		•	N	F
	107	ATSN67ALP							•											•								•		O	N	F
	112	ATSN67FS							•											•								•		O	N	B
	113	ATFSN67S							•											•								•		O	Y	B
	124	ATDSN67							•											•				•				•		O	N	B
	125	ATDSN67B							•												•							•		O	N	B
	126	ATFN67							•												•			•				•		O	Y	B
	127	ATFSN67C							•													•						•		O	N	B
	136	ATOVN67E							•													•						•		O	Y	B
	143	ATOVN67H							•													•						•			Y	B
	145	ATOVN67B							•													•						•	•	O	N	B
	148	ATFSN67D							•														•					•		O	Y	B
	150	ATFRECN67							•														•					•		O	N	B
	151	ATFRECN67M							•															•				•		O	Y	B
	153	ATFRECN67E							•														•					•		O	N	B
	154	ATFRECN67A							•														•					•		O	Y	B
	157	ATRECN67F							•																•			•		O	N	B
	161	ATDRSN67R							•												•			•				•		O	Y	B
	162	ATRECN67							•														•					•		O	Y	B
	105	ASN67IS							•												•							•		O	N	F
	105	ASN67LPS							•												•							•		O	N	F
	107	ATSN68LP							•												•							•			N	F
	112	ATSN68B							•												•							•		O	N	B
	114	ATRSN68FE							•												•			•				•		O	N	B
	126	ATDSN68F							•													•						•		O	Y	B
	144	ATOV7H68F							•													•				•				O	N	B
	144	ATOVN68F							•													•						•		O	N	B
	73	ATDRN68LP								•											•							•	•	O	N	F
	73	ATDRN68I								•											•							•	•	O	N	F
	74	ATDRN68FB								•											•							•		O	N	B
	111	ATSN68F								•											•							•		O	Y	B




## Barclay Bathtub Locator

<div> BARCLAY</div>			OVERALL TUB LENGTH																Roll Top	Double Roll Top	Slipper	Double Slipper	Round	Oval	Rectangular	Other Shape	3-3/8" Wall Holes	7" Deck Holes	No Faucet Holes	Continuous Rim	Overflow	Optional Insulation	Base or Feet
	Page	Model #	62"	63"	64'	65"	66"	67"	68"	69"	70"	71"	72"	73'	74"	75"	76"	80"															
ACRYLIC	115	ATRSN68F							•											•				•						•			
	124	ATFN68							•															•					•		O	N	B
	74	ATDRN69B							•											•								•		O	N	B	
	79	ATDON68B							•															•				•		O	N	B	
	131	ATFS7H69							•																	•					N	B	
	131	ATFSN69							•															•				•			N	B	
	162	ATRECN69RF							•															•				•		O	N	F	
	163	ATRECN69B							•															•				•			N	B	
	164	ATHGN69F							•																•			•		O	N	B	
	75	ATDR7H69I									•										•						•				•	N	F
	75	ATDRN69I									•										•						•			O	N	F	
	76	ADR7H69LP									•										•						•				•	N	F
	76	ADRN69LP									•										•						•			O	N	F	
	114	ATFSN69A									•														•			•		O	Y	B	
	117	ATDSN69I									•																•	•		O	N	F	
	117	ATDSN69									•																•			O	N	F	
	118	ATDS7H69R									•																•				•	N	F
	118	ATDSTD69R									•																•			O	N	F	
	118	ATDSN69R									•																•			O	N	F	
	119	ADS7H69LP									•																•				•	N	F
	119	ADSTD69LP									•																•			O	N	F	
	119	ADSN69LP									•																•			O	N	F	
	120	ATDS7H69B									•																•				•	N	B
	120	ATDSN69B									•																•			O	N	B	
	121	ATDSNTD69B									•																•			O	N	B	
	123	ATDSN69W									•																•			O	N	F	
	128	ATDSN69K									•																•			O	N	B	
	128	ATFDSN69									•																•			O	Y	B	
	139	ATSOVN69F									•													•			•			O	Y	B	
	152	ATRECN69F									•													•			•			O	N	B	
	61	ATR70M									•									•							•				•	N	F


# Barclay Bathtub Locator

<div> BARCLAY</div>			OVERALL TUB LENGTH																Roll Top	Double Roll Top	Slipper	Double Slipper	Round	Oval	Rectangular	Other Shape	3-3/8" Wall Holes	7" Deck Holes	No Faucet Holes	Continuous Rim	Overflow	Optional Insulation	Base or Feet
Page	Model #	62"	63"	64"	65"	66"	67"	68"	69"	70"	71"	72"	73"	74"	75"	76"	80"																
ACRYLIC	61	ATR7H70M							•										•						•	N	F						
	61	ATRN70M							•										•					•	N	F							
	62	ATR70LP							•										•					•	N	F							
	62	ATR7H70LP							•										•					•	N	F							
	62	ATRN70LP							•										•					•	N	F							
	63	ATR70I							•										•					•	N	F							
	63	ATR7H70I							•										•					•	N	F							
	63	ATRN70I							•										•					•	N	F							
	115	ATSN70F							•										•					O	N	B							
	121	ATDSN70BH							•										•					O	Y	B							
	129	ATDSN70B							•										•					O	N	B							
	77	ADR7H70LP									•								•					•	N	F							
	77	ADRN70LP									•								•					O	N	F							
	78	ATDR7H70I									•								•					•	N	F							
	78	ATDRN70I									•								•					O	N	F							
	79	ATDR7H70B									•								•					•	N	B							
	79	ATDRN70B									•								•					O	N	B							
	141	ATOV7H70B									•								•					O	Y	B							
	141	ATOVN70B									•								•					O	Y	B							
	145	ATOVN70L									•								•					O	N	B							
	147	ATOVN70MF									•								•					O	Y	B							
	81	ADR7H71B									•								•					O	N	B							
	81	ADRNTD71B									•								•					O	N	B							
	146	ATOVN71F									•								•					O	N	B							
	146	ATFSN72									•								•					O	N	B							
	164	ATRECN71									•								•					O	N	B							
	80	ATDR7H71BB										•							•					•	N	B							
	80	ATDRN71BB										•							•					•	N	B							
	80	ATDRNTD71BB										•							•					•	N	B							
	80	ATDR7H71B										•							•					•	N	B							
	80	ATDRN71B										•							•					•	N	B							


# Barclay Bathtub Locator

<div> BARCLAY</div>			OVERALL TUB LENGTH																														
	Page	Model #	48"	51"	53"	54"	55"	56"	57"	62"	64"	66"	68"	71"	72"	73'	74"	75"	Roll Top	Double Roll Top	Slipper	Double Slipper	Round	Oval	Rectangular	Other Shape	3-3/8" Wall Holes	7" Deck Holes	No Faucet Holes	Continuous Rim	Overflow	Optional Insulation	Base or Feet
ACRYLIC	80	ATDRNTD71B													•					•									•		•	N	B
	108	ATSN71F													•						•								•		O	Y	B
	113	ATFSN71S													•						•								•		O	Y	B
	127	ATFN71													•										•				•		O	Y	B
	161	ATDRSN71R													•									•	•			•		O	Y	B	
	163	ATSRECN71F													•									•				•			N	B	
	68	ATDR7H72B														•							•				•			O	N	B	
	68	ATDRN72B														•							•				•			O	N	B	
	130	ATFDSN72														•									•			•		O	Y	B	
	130	ATDSN72														•						•						•		O	N	B	
	116	ATOVN73														•								•				•		O	N	B	
	155	ATRECN72F														•								•				•		O	N	B	
	116	ATFSN74																•			•							•		O	Y	B	
	122	ATDSN75B																	•			•						•		O	Y	B	
CAST IRON	5	CTRH49	•																•							•			•	N	F		
	5	CTRN49	•																•									•		•	N	F	
	6	CTR7H49	•																•								•		•	N	F		
	6	CTRNTD49	•																•									•		•	N	F	
	30	CTSN52		•																	•							•	•	•	N	F	
	30	CTSN53			•																•							•	•	•	N	F	
	31	CTS7H54I				•															•						•		•	N	F		
	31	CTSN54I					•														•							•	•	•	N	F	
	9	CTRH55					•													•						•			•	N	F		
	9	CTRNTD55						•												•								•		•	N	F	
	9	CTR7H55						•												•							•		•	N	F		
	7	CTRH54						•												•						•			•	N	F		
	7	CTRN54							•											•								•		•	N	F	
	8	CTR7H54							•											•							•		•	N	F		
	10	CTRH58								•										•						•			•	N	F		
	10	CTRN58								•										•								•		•	N	F	
	10	CTR7H58								•										•							•		•	N	F		


## Barclay Bathtub Locator

<div></div> <div>BARCLAY</div>			OVERALL TUB LENGTH																Roll Top	Double Roll Top	Slipper	Double Slipper	Round	Oval	Rectangular	Other Shape	3-3/8" Wall Holes	7" Deck Holes	No Faucet Holes	Continuous Rim	Overflow	Optional Insulation	Base or Feet
CAST IRON	Page	Model #	54"	55"	56"	57"	58"	59"	60"	61"	62"	63"	64"	65"	66"	67"	68"	69"															
	32	CTSN57C				•															•							•	•	•	N	F	
	32	CTSN57I				•															•						•	•	•	N	F		
	33	CTSN57				•															•						•		•	N	F		
	47	CTDS7H59L					•																		•				•	N	F		
	47	CTDSN59L					•																			•	•	•	N	F			
	21	CTDR7H60B								•											•								•	N	B		
	21	CTDRN60B								•											•						•	•	•	N	B		
	11	CTR60								•										•					•				•	N	F		
	11	CTRN60								•										•						•			•	N	F		
	12	CTR7H60								•										•						•			•	N	F		
	14	CTRH61M								•										•						•			•	N	F		
	14	CTR7H61M								•										•						•			•	N	F		
	19	CTR7H60B								•										•						•			•	N	B		
	19	CTRNTD60B								•										•						•			•	N	B		
	19	CTRH60B								•										•						•			•	N	B		
	23	CTDRN61LP								•											•						•	•	•	N	F		
	40	CTSN61B								•												•					•			•	N	B	
	40	CTS7H61B								•												•					•			•	N	B	
	13	CTRH61									•									•					•				•	N	F		
	13	CTR7H61									•									•						•			•	N	F		
	20	CTDR7H61									•										•						•			•	N	F	
	20	CTDR7H61B									•										•						•			•	N	B	
	20	CTDRN61									•										•						•			•	N	F	
	20	CTDRN61B									•										•						•			•	N	B	
	22	CDR7H61									•										•						•			•	N	F	
	22	CDRN61									•											•					•	•	•	N	F		
	35	CTS7HL61									•															•				•	N	F	
	35	CTS7HR61									•															•				•	N	F	
	36	CTSN61I									•											•					•			•	N	F	
	37	CTS7H61I									•											•					•			•	N	F	
	37	CTS7HL61I									•															•				•	N	F	


# Barclay Bathtub Locator

<div></div> <div>BARCLAY</div>			OVERALL TUB LENGTH																Roll Top	Double Roll Top	Slipper	Double Slipper	Round	Oval	Rectangular	Other Shape	3-3/8" Wall Holes	7" Deck Holes	No Faucet Holes	Continuous Rim	Overflow	Optional Insulation	Base or Feet
Page	Model #	54"	55"	56"	57"	58"	59"	60"	61"	62"	63"	64"	65"	66"	67"	68"	69"																
CAST IRON	37	CT7HR61I							•											•						•			•	N	F		
	42	CTDS7H61							•													•				•			•	N	F		
	42	CTDSN61							•														•			•			•	N	F		
	34	CTSH60							•												•				•			•	N	F			
	34	CTSN60							•												•				•			•	N	F			
	23	CTDR7H67B													•					•				•			•	N	F				
	23	CTDRN67B													•					•		•		•			•	N	F				
	41	CTS7H66B													•					•				•			•	N	F				
	41	CTSN66B													•					•		•		•			•	N	F				
	43	CTDS7H66													•						•			•			•	N	F				
	43	CTDSN66													•						•		•		•		•	N	F				
	49	CTBATN66													•					•		•		O			•	N	B				
	49	CTBATN66DS													•						•		•		•		•	N	B				
	17	CTRH66													•				•					•			•	N	F				
	17	CTRNTD66													•				•				•			•		•	N	F			
	17	CTR7H66													•				•				•			•		•	N	F			
	19	CTR7H66B													•				•				•			•		•	N	B			
	19	CTRNTD66B													•				•			•			•		•	N	B				
	21	CTDR7H66B													•				•				•			•		•	N	B			
	21	CTDRN66B													•				•			•		•		•		•	N	B			
	8	CTSQH67														•						•			•			•	N	F			
	8	CTSQN67														•						•			•			•	N	F			
	28	CTBATN67MS														•				•			•			•		•	N	B			
	28	CTBATN67SS														•				•			•			•		•	N	B			
	38	CTS7H67														•					•				•			•	N	F			
	38	CTSN67														•					•				•			•	N	F			
	39	CTS7H67IG														•					•				•			•	N	F			
	39	CTSN67IG														•					•		•		•		•	N	F				
	40	CTSN67LP														•					•		•		•		•	N	F				
	50	CTBATN67C														•				•			•		•		•	N	F				
	24	CTDRH														•						•			•			•	N	F			


## Barclay Bathtub Locator

<div> BARCLAY</div>			OVERALL TUB LENGTH														Roll Top	Double Roll Top	Slipper	Double Slipper	Round	Oval	Rectangular	8" Deck Holes	3-3/8" Wall Holes	7" Deck Holes	No Faucet Holes	Continuous Rim	Overflow	Optional Insulation	Base or Feet
Page	Model #	61"	62"	63"	64"	65"	66"	67"	68"	69"	70"	71"	72"	72"	74"	75"	76"														
CAST IRON	24	CTDRHB						•										•							•			•	N	B	
	24	CTDRN						•										•						•			•	N	F		
	24	CTDRNB						•										•						•			•	N	B		
	27	CDR7H68LP						•										•						•			•	N	F		
	27	CDRN68LP						•										•						•	•	•	•	N	F		
	28	CTN68LP						•										•						•	•	•	•	N	F		
	51	CTBATN68						•													•			•		•	•	N	B		
	15	CTR67								•									•							•	•	N	F		
	15	CTRN67								•									•							•	•	N	F		
	16	CTR7H67								•									•							•	•	N	F		
	18	CTRH68								•									•							•	•	N	F		
	18	CTRN68								•									•							•	•	N	F		
	18	CTR7H68								•									•							•	•	N	F		
	25	CTDR7H68								•									•							•	•	N	F		
	25	CTDRN68								•									•							•	•	•	N	F	
	26	CDR7H68								•									•							•	•	•	N	F	
	26	CDRN68								•									•							•	•	•	N	F	
	41	CTSN68B								•											•					•	•	•	N	B	
	41	CTS7H68B								•											•					•	•	•	N	B	
	50	CTBATN68P								•												•				•	•	•	N	B	
	51	CTBATN68MS								•												•				•	•	•	N	B	
	29	CTDR7H68B								•									•							•	•	•	N	B	
	29	CTDRN68B								•									•							•	•	•	N	B	
	44	CTDSH											•												•			•	N	F	
	44	CTDSHB											•												•			•	N	B	
	44	CTDSN											•												•			•	N	F	
	44	CTDSNB											•												•			•	N	B	
	29	CTDRN72												•					•							•	•	•	N	F	
	45	CTDS7H72M												•											•			•	N	F	
	45	CTDS8H72M												•									•				•	•	N	F	
	45	CTDSN72M												•											•		•	•	N	F	

# Barclay Bathtub Locator

<div></div> <div>BARCLAY</div>			OVERALL TUB LENGTH																	Double Roll Top	Slipper	Double Slipper	Round	Oval	Rectangular	Other Shape	3-3/8" Wall Holes	7" Deck Holes	No Faucet Holes	Continuous Rim	Overflow	Optional Insulation	Base or Feet
CAST IRON	Page	Model #	31"	40"	41"	45"	48"	53"	54"	57"	59"	60"	61"	62"	65"	66"	72"	73"															
	46	CTDSN72B															•											•	•	•	N	B	
	46	CTDS7H72B															•									•				•	N	B	
	48	CTDSN72HB															•										•	•	•	N	B		
	48	CTDS7H72HB															•									•				•	N	B	
	48	CTDSN74B															•										•				•	N	B
	47	CTDS7H73L																	•							•					•	N	F
47	CTDSN73L																	•								•				•	N	F	
COPPER	192	COTDRN31-AC	•																	•								•	•		N	F	
	197	COTRNDN40		•																		•						•			O	N	B
	197	COTRNDN41			•																		•					•			O	N	B
	187	COTSN48A						•													•							•			O	N	F
	190	COTSN54							•												•							•			•	N	F
	191	COTSN55								•											•							•	•		•	N	F
	194	COTOVN58B										•											•					•		O	N	B	
	188	COTSN59B											•								•							•	•		•	N	B
	191	COTSN59											•								•							•			•	N	F
	184	COTDSN60											•										•					•	•		•	N	F
	192	COTDR7H61K												•						•						•				•	N	B	
	192	COTDRN61K												•						•							•	•		•	N	B	
	188	COTSN62B													•						•							•			O	N	B
	196	COTHGN65														•									•			•			O	N	B
	198	COTRECN65														•							•					•				N	F
	176	CTDSN66P															•					•						•			•	N	B
	177	COTDSN66P															•					•						•			•	N	B
	178	COTDSN66B															•					•						•	•		O	N	B
	179	COTDSN66S															•					•						•			•	N	B
	180	COTDSN66L															•					•						•			•	N	B
	185	COTDS7H66															•					•				•					•	N	F
	185	COTDSN66															•					•						•			•	N	F
	185	COTDSN68															•					•						•			•	N	F
	186	COTDSN67WS															•					•						•			•	N	F

# Barclay Bathtub Locator

<div> BARCLAY</div>			OVERALL TUB LENGTH																Roll Top	Double Roll Top	Slipper	Double Slipper	Round	Oval	Rectangular	Other Shape	3-3/8" Wall Holes	7" Deck Holes	No Faucet Holes	Continuous Rim	Overflow	Optional Insulation	Base or Feet	
Page	Model #	53"	54"	56"	57"	59"	60"	62"	66"	67"	68"	69"	70"	71"	72"	77"	80"																	
COPPER	187	COTS7H67								•										•						•					•	N	F	
	195	COTOVN66								•												•					•				O	N	B	
	195	COTOV7H66								•											•					•					O	N	B	
	189	COTSN67B									•												•				•				O	N	B	
	189	COTSN67BH									•												•				•				O	N	B	
	183	COTDSN66B										•														•				•	N	B		
	181	ATDS7H69CS											•												•					•	N	B		
	181	ATDSN69CS											•													•				O	N	B		
	181	COTDSN70B												•																•	N	B		
	182	COTDSN71												•												•		•		•	N	B		
	193	CTDR72FB												•						•							•					N	B	
	182	COTDSN71B													•											•				•	N	B		
	184	COTDSN71B-MN													•											•				•	N	B		
	175	COTDSN														•										•				•	N	B		
	176	COTDSN72P-AC														•										•				•	N	B		
	177	COTDSN72P-CN														•										•				•	N	B		
	178	COTDSN72S-CN														•										•				•	N	B		
	179	COTDSN72S-AC														•										•				•	N	B		
	186	COTDS7H72-AC														•									•					•	N	F		
	186	COTDSN72-AC														•										•				•	N	F		
	198	COTRECN72														•							•				•			O	Y	B		
	180	COTDSN72L														•										•				•	N	B		
	190	COTSN73JF-AP														•					•						•			O	N	B		
	195	COTOVN72														•						•					•			O	N	B		
	195	COTOV7H72														•						•				•				O	N	B		
	196	COTOVN73														•						•					•			O	Y	B		
	196	COTOV7H73														•						•				•				O	Y	B		
	193	COTDRN75B															•				•						•			O	N	B		
	183	COTDSN80B																•									•			•	N	B		



# Barclay Bathtub Locator

[illegible]

# Terms and Conditions

## Conditions of Sale

**TERMS OF SALE:** Terms are Net 30 days. Prices are F.O.B. our warehouse in Gurnee, Illinois.

**FREIGHT POLICY:** All shipments are made F.O.B. our warehouse. Shipping charges will be added to the invoice. All shipments are made at buyer's risk unless we are instructed to ship insured. Claims must be reported within 10 days after receipt of goods. Any claims for damages to the goods occurring during shipping shall be made to the carrier.

**POSSESSION OF OUR CATALOG AND/OR PRICE LIST AND ACCESS TO OUR WEBSITE:** Possession of our catalog and/or price list or your access to our website does not in any way obligate us to sell to you or service you or your order until such time as we accept your order

**PRICES AND AVAILABILITY:** Prices are subject to change without notice and shipments will be invoiced at prevailing prices at the time of shipment. We reserve the right to reduce quantities on shipments when necessary, or to refuse orders, based upon product availability. **MINIMUM ORDER:** Due to the nature of our business, we have a minimum net purchase price of \$25.00 per order. Orders for less will be subject to a \$5.00 service charge.

**RETURNS:** No merchandise will be accepted for return without a written Return Goods Authorization (RGA). All returns must state the reason for the return. Returns made for reasons other than our shipping error, or because of defects in material or workmanship (see Guarantees) may be subject to a 25% restocking charge

**WARRANTY:** Our plumbing products are guaranteed against defects in material and workmanship for a period of one year from the date of sale. Barclay Products will replace or repair such items that may prove to be defective. Barclay Products does not assume liability for labor charges, removal or reinstallation expenses, freight or postage, or injuries resulting from a defective product. Any product problem which results from abuse, misuse, improper installation or maintenance, hard water, proximity to bodies of salt water or accidental damage, are not covered by any warranty set forth. EXCEPT AS SET FORTH HEREIN, BARCLAY HEREBY EXPRESSLY DISCLAIMS ALL WARRANTIES, EITHER EXPRESS OR IMPLIED, BY OPERATION OF LAW OR OTHERWISE, RELATED TO THE PRODUCTS BEING SOLD HEREUNDER, INCLUDING BUT NOT LIMITED TO ANY WARRANTY OF MERCHANTABILITY OR FITNESS FOR A PARTICULAR PURPOSE, WARRANTY OF TITLE, OR ACCURACY. THIS DISCLAIMER SHALL NOT AFFECT THE TERMS OF ANY MANUFACTURER'S WARRANTY. UNDER NO CIRCUMSTANCES AND IN NO EVENT WILL BARCLAY BE LIABLE FOR ANY CONSEQUENTIAL, PUNATIVE SPECIAL OR LIQUIDATED DAMAGES ARISING IN CONNECTION WITH THE DESIGN, MANUFACTURE, SALE, TRANSPORTATION, USE OR REPAIR OF THE PRODUCTS SOLD BY BARCLAY. CUSTOMER HEREBY AGREES THAT UNDER NO CIRCUMSTANCES AND IN NO EVENT SHALL BARCLAY'S LIABILITY EXCEED THE NET SALES PRICE OF THE PRODUCTS. **IMPLIED WARRANTIES:** Implied warranties including that of merchantability are expressly limited in duration to the duration of this warranty. Barclay Products Limited disclaims any responsibility for consequential damages. Some states do not allow limitations on how long an implied warranty lasts, or the exclusion or limitation of incidental damages, so this limitation and exclusion may not apply to you. This warranty gives you specific legal rights. You may also have other rights, which vary from state to state. This is our exclusive written warranty.

**NO IMPLIED WARRANTIES:** Implied warranties including that of Merchantability and Fitness for a Particular Purpose are expressly superseded by the Warranty herein.

**ACTS OF GOD:** Except for any obligation hereunder for the payment of money, neither party to this agreement shall be liable for failing to perform its obligations hereunder to the extent such failure results from events beyond such party's reasonable control, which shall include, but not be limited to, accident, casualty, strikes, riots, earthquake, inclement weather, floods, fires, wars, acts of terrorism and acts of God.

**DELAY OF THIRD PARTY MANUFACTURER:** Barclay Products Limited shall not be responsible for any delay or failure to timely deliver any product due to the actions or inactions of third party manufacturer of such product.

**NOTE:** Barclay Products Limited reserves the right to make changes in product characteristics, packaging or availability at any time without notice. Due to raw material availability, colors might vary slightly.

**NOTE:** All items meet or exceed the appropriate ASME A112.9.2-2008 and CSA B45.1-08.



Barclay is... customer focused. Our knowledgeable customer service team is on hand M–F from 8 A.M. to 5 P.M. central time to help with any questions you may have about Barclay's high-quality bath and kitchen products. If you need information on new products, technical specifications, installation, care, replacement parts or additional product literature, just give us a call toll free, 800.446.9700. We'll be happy to help with any questions or requests you may have.



BARCLAY

4000 Porett Drive  
Gurnee, IL 60031

800.446.9700  
[sales@barclayproducts.com](mailto:sales@barclayproducts.com)

[www.barclayproducts.com](http://www.barclayproducts.com)